



**Doosan Infracore**  
Portable Power

# **PARTS MANUAL**

**C185WKUB-T2 EXPORT (F38)**

# **COMPRESSOR MANUAL**

Doosan Infracore Portable Power  
1293 Glenway Drive  
Statesville, N.C. 28625  
[DoosanPortablePower.com](http://DoosanPortablePower.com)

Book:46668457 (10/2015) Rev. D



# TABLE OF CONTENTS

TITLE	PAGE
<b>Section 3 - Parts Ordering</b>	
<b>Section 4 - COMPRESSOR PARTS</b>	
FRAME and LIFTING BAIL . . . . .	4-8
DRAWBAR . . . . .	4-10
RUNNING GEAR . . . . .	4-12
AXLE without BRAKES . . . . .	4-14
TIRE and WHEEL . . . . .	4-16
EXHAUST . . . . .	4-17
ENGINE MOUNT . . . . .	4-18
COOLERS . . . . .	4-20
FAN SHROUD . . . . .	4-22
AIREND and COUPLING MOUNT . . . . .	4-24
AIREND UNLOADER . . . . .	4-26
AIREND PIPING . . . . .	4-28
SEPARATOR FILTER . . . . .	4-30
SEPARATOR TANK . . . . .	4-32
AIR CONNECTIONS - CONTROL PANEL . . . . .	4-34
AIR CLEANER . . . . .	4-36
AIR INTAKE . . . . .	4-38
FUEL TANK PIPING . . . . .	4-40
BATTERY MOUNT . . . . .	4-42
CONTROL PANEL . . . . .	4-44
LIGHTS BRAKE and RUNNING . . . . .	4-46
CANOPY . . . . .	4-48
DECAL LOCATION - EXTERIOR CRBSD LOGO . . . . .	4-50
DECAL LOCATION - EXTERIOR STSD LOGO . . . . .	4-51
DECAL LOCATION STSD . . . . .	4-52
DECAL LOCATION CRBSD . . . . .	4-53
<b>Section 5 - ENGINE PARTS</b>	
VALVE COVER . . . . .	5-56
FLYWHEEL . . . . .	5-57
GEAR CASE . . . . .	5-58
OIL PAN . . . . .	5-60
ENGINE STOP SOLENOID . . . . .	5-61
FUEL LINES and GLOW PLUGS . . . . .	5-62
INJECTION PUMP . . . . .	5-64
THERMOSTAT HOUSING . . . . .	5-66
INTAKE MANIFOLD . . . . .	5-68
EXHAUST MANIFOLD . . . . .	5-69
TURBOCHARGER . . . . .	5-70
TURBOCHARGER OIL PIPING . . . . .	5-72
WATERPUMP . . . . .	5-74
STARTER . . . . .	5-75
ALTERNATOR and PULLEY . . . . .	5-76

# TABLE OF CONTENTS

TITLE	PAGE
<b>Section 6 - RECOMMENDED SERVICE PARTS</b>	
<b>Section 7 - OPTION PARTS</b>	
FRAME and LIFTING BAIL .....	7-84
ELECTRIC BRAKE AXLE .....	7-86
ELECTRIC BRAKE SHOE .....	7-88
LRG and CENTRAL DRAINS .....	7-90
EXTERNAL TOOLBOX .....	7-92
REAR BUMPER .....	7-94
OPTIONAL HITCHES .....	7-95
WHEEL CHOCKS .....	7-96
BLOCK HEATER .....	7-97
AIR FILTER MAINTENANCE INDICATOR .....	7-98
<b>Section 8 - WIRING SCHEMATICS</b>	
ENGINE HARNESS WIRING SCHEMATIC .....	8-100
TRAILER HARNESS WIRING SCHEMATIC .....	8-101
ELECTRICAL PART LIST .....	8-102



# **Parts Ordering**

## GENERAL

This publication, which contains an illustrated parts breakdown, has been prepared as an aid in locating those parts which may be required in the maintenance of the unit. Always insist on genuine Doosan parts for your unit.

**Doosan Infracore Portable Power can bear no responsibility for injury or damages resulting directly from the use of non-approved repair parts.**

Doosan Portable Power service facilities and parts are available worldwide. Consult local yellow pages or visit: [www.doosanportablepower.com](http://www.doosanportablepower.com).

Special order parts may not be included in this manual. Contact the Portable Power Parts Department with the unit serial number for assistance with these special parts.


### Description

The illustrated parts breakdown illustrates and lists the various assemblies, subassemblies and detailed parts which make up this particular machine. This covers the standard models and the more popular options that are available.

### Description

The illustrated parts breakdown illustrates and lists the various assemblies, subassemblies and detailed parts which make up this particular machine. This covers the standard models and the more popular options that are available.

In referring to the rear, the front or to either side of the unit, always consider the drawbar end of the unit as the front. Standing at the rear of the unit facing the drawbar (front) will determine the right and left sides.



### Fasteners

Both SAE/inch and ISO/metric hardware have been used in the design and assembly of these units. In the disassembly and reassembly of parts, extreme care must be taken to avoid damaging threads by the use of wrong fasteners.

### How To Order

Always specify the model and serial number of the unit.

Specify the part number and description.

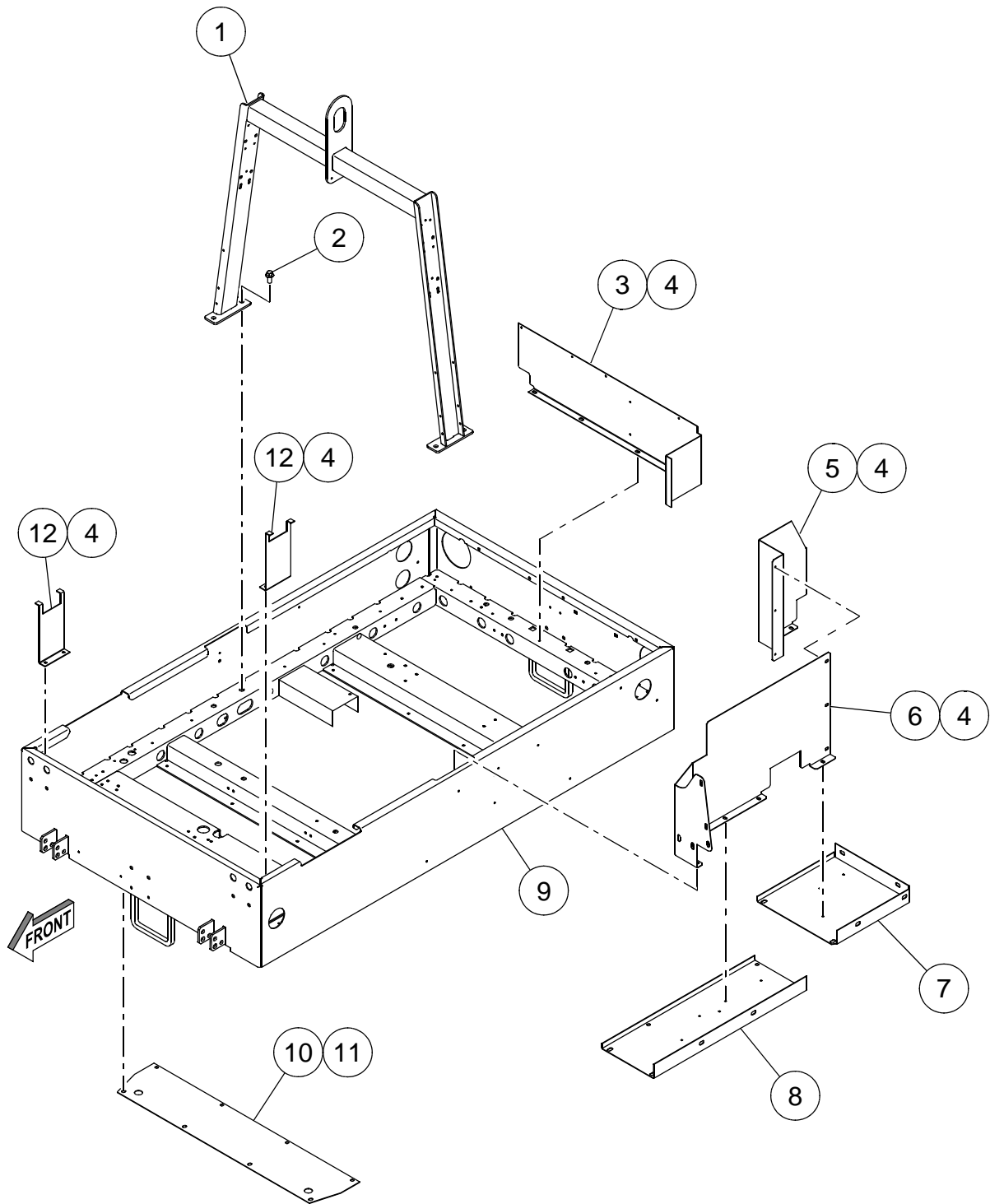






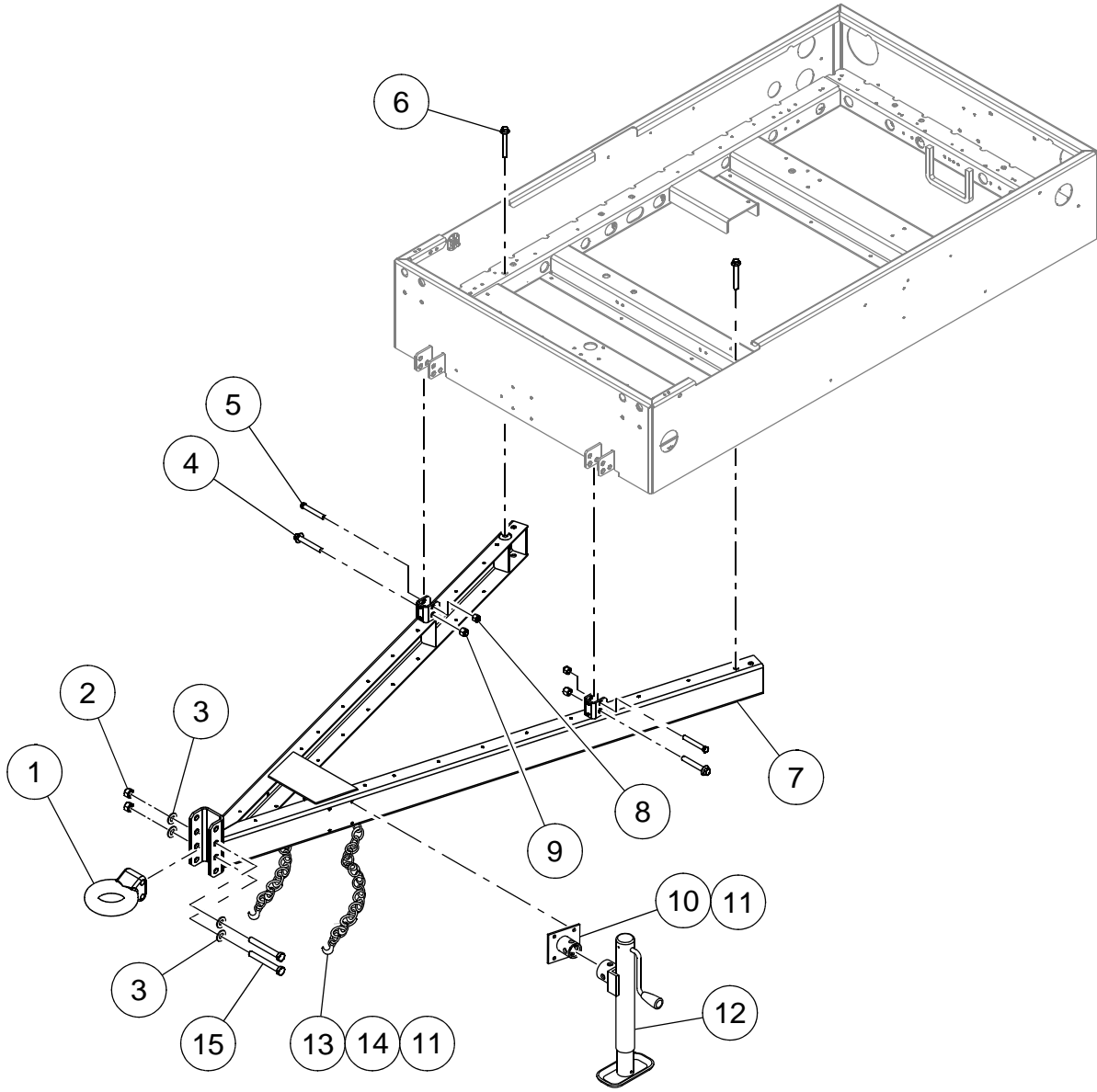
## **Section 4 - COMPRESSOR PARTS**

# FRAME and LIFTING BAIL



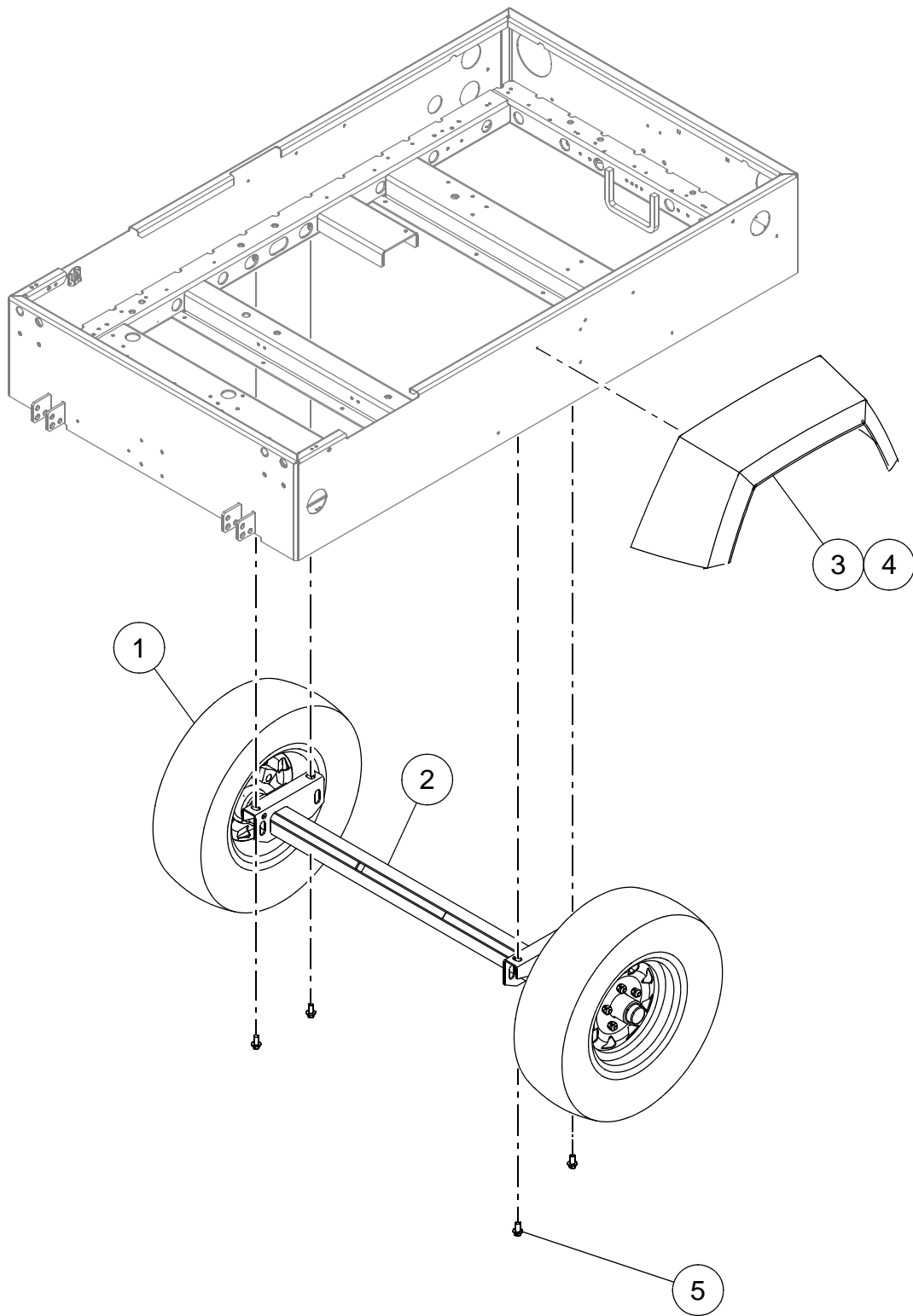
ITEM	COMM. NO.	DESCRIPTION	QTY	DIMENSIONS/NOTES
1	46632499SB	Bail, Lift	1	
2	36879492	Screw, Hex Flange Head M12-1.75 X 30	4	
3	46678735	Panel, Toolbox Rear	1	
4	36797652	Screw, Tapping M06-1.0 X 12 Tan	26	
5	46678807	Panel, Toolbox	1	
6	46678804	Panel, Toolbox	1	
7	46678741	Panel, Toolbox, Rear	1	
8	46678740	Panel, Toolbox, Battery	1	
9	46619414SB	Frame	1	
10	46625340GB	Panel, Belly Pan Front	1	
11	35279025	Screw, Tapping M08-1.25 X 20	20	
12	46679126	Guard, Light	2	

# DRAWBAR



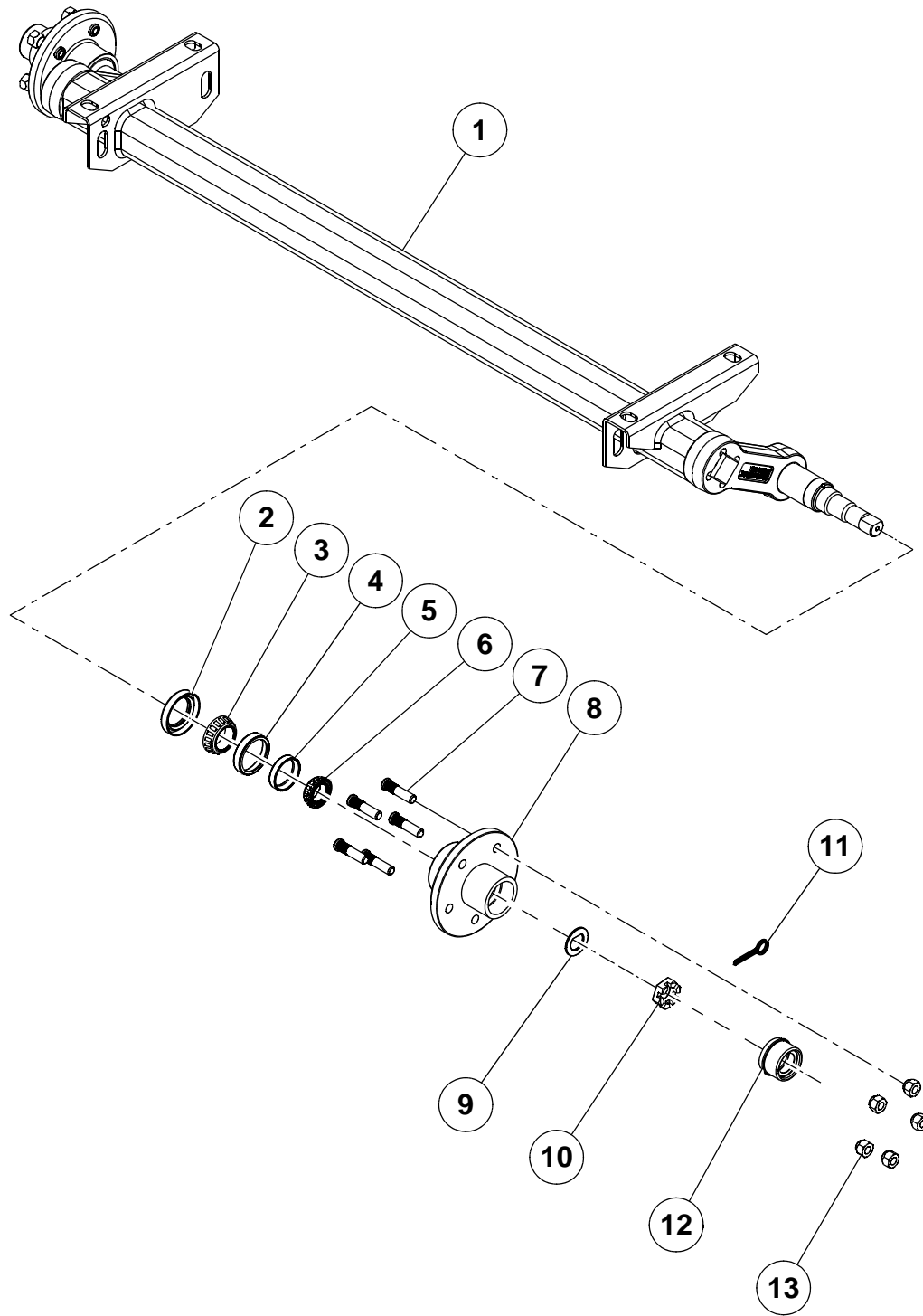
ITEM	COMM. NO.	DESCRIPTION	QTY	DIMENSIONS/NOTES
1	46680238	Eye, 3" Pintle	1	
2	96704630	Nut, Hex, M16 - 2.0	2	
3	95935052	Washer, Flat, 5/8"	4	
4	96747282	Screw, Flange, M14 - 2.0 X 90	2	
5	96727540	Screw, Hex, M12 - 1.75 X 100	2	
6	96747290	Screw, Flange M12-1.75 X 90	4	
7	46680269	Drawbar Assembly	1	
8	96728555	Nut, Locking, M14 - 2.0	2	
9	35304047	Nut, Locking, M12 - 1.75	2	
10	36796068	Tube, Jack Mounting	1	
11	35279025	Screw, Tapping M08-1.25 X20	4	
12	36923415	Jack Assembly	1	
13	46678935	Chain, Safety Class II	1	
14	35376094	Screw, Hex M16 - 2.0 X 120	2	

# RUNNING GEAR



ITEM	COMM. NO.	DESCRIPTION	QTY	DIMENSIONS/NOTES
1	46664304	13" Tire & Wheel Assembly	2	
2	22542096	Running Gear	1	
3	23315310	Fender	2	
4	92368687	Screw, Tapping M06-1.0 X 14	10	
5	36879492	Screw, Hex Flange Hd M12-1.75 X 25	4	

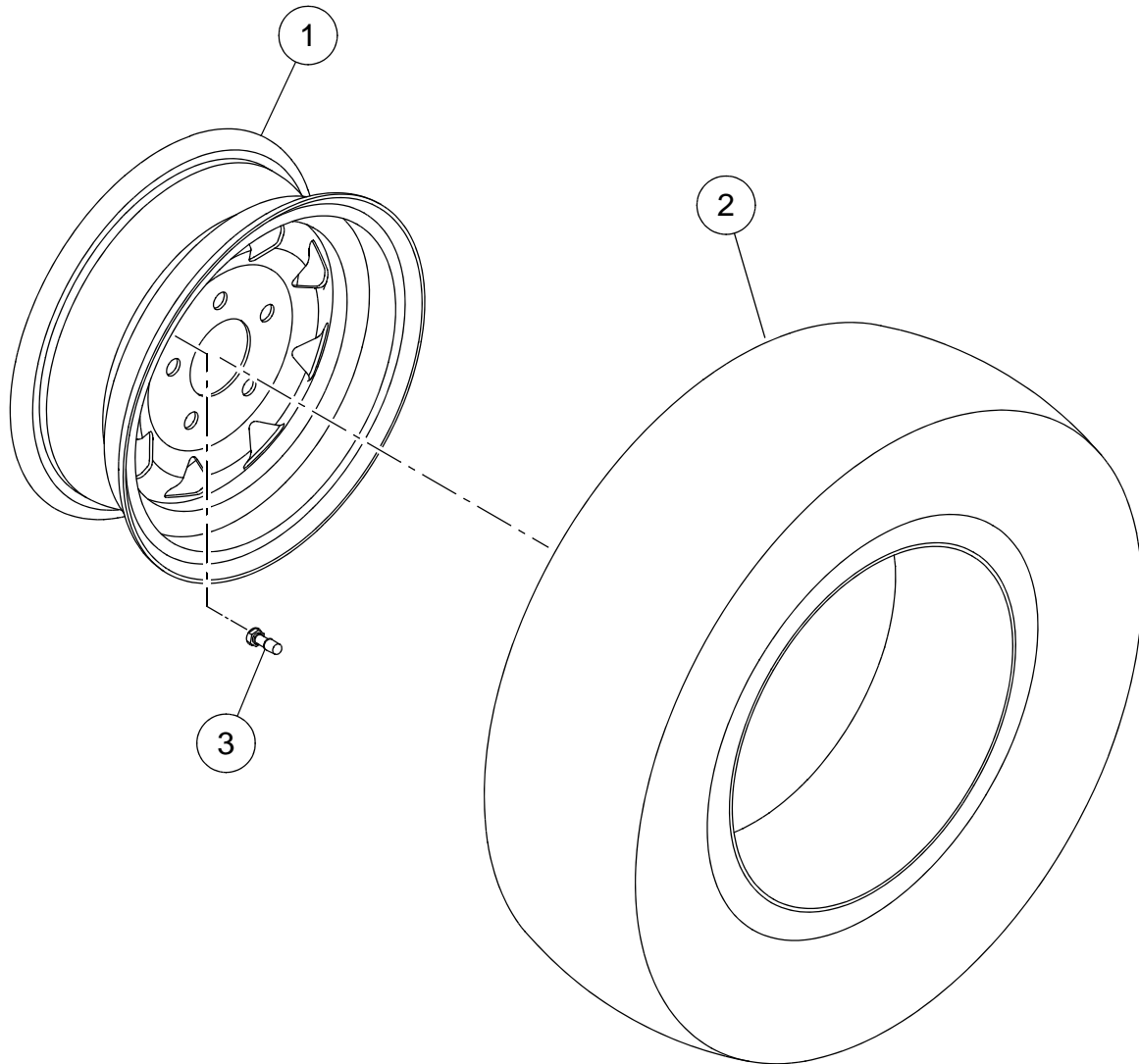
# AXLE without BRAKES





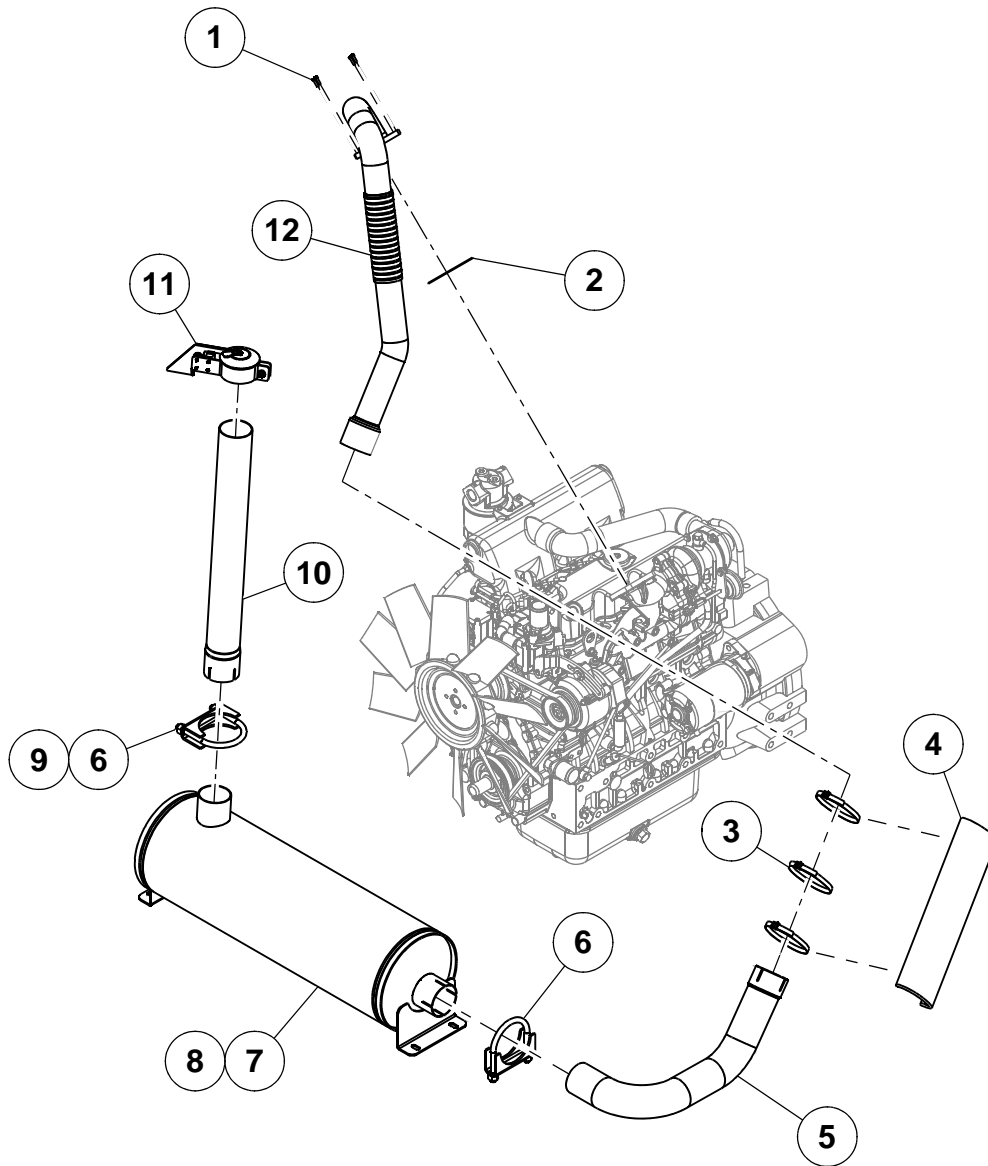
ITEM	COMM. NO.	DESCRIPTION	QTY	DIMENSIONS/NOTES
1	22542096	Running Gear	1	
2	35391101	Seal, Grease	2	
3	35361864	Cone, Inner Bearing	2	
4	35361872	Cup, Inner Bearing	2	
5	35315183	Cup, Outer Bearing	2	
6	35315191	Cone, Outer Bearing	2	
7	35361898	Stud, Wheel	10	
8	36848158	Hub w/ Cups	2	
9	35315209	Washer, Spindle	2	
10	35315217	Nut, Spindle	2	
11	35315225	Pin, Cotter	2	
12	35391127	Cap, Grease / Dust	2	
13	35315274	Nut, Wheel Lug	10	

## TIRE and WHEEL



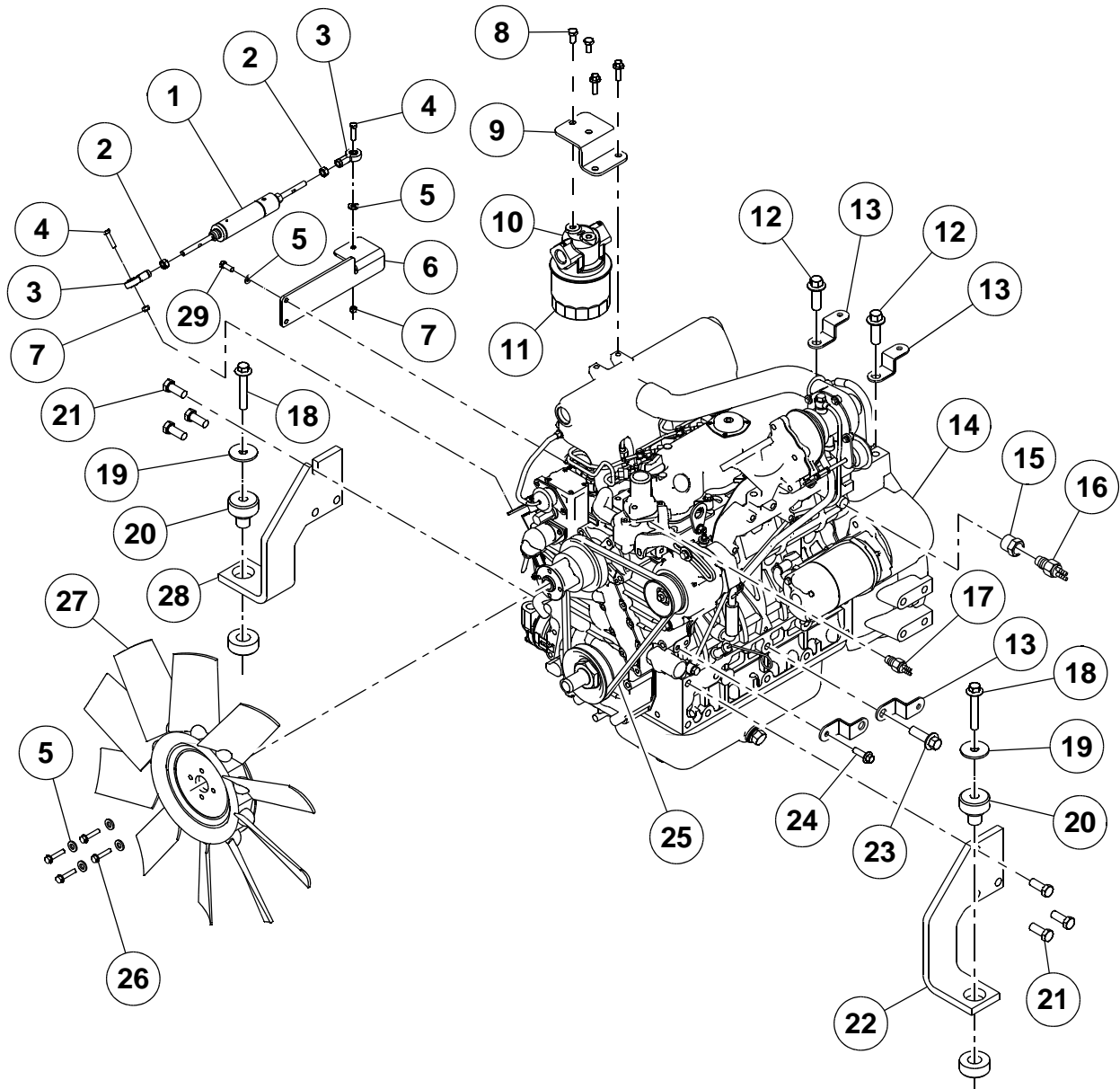
ITEM	COMM. NO.	DESCRIPTION	QTY	DIMENSIONS/NOTES
1	46664305	Wheel, 13" - Eight Spoke Zero Offset	1	
2	22246268	Tire, ST175/80D13	1	
3	35282565	Stem, Valve	1	

## EXHAUST



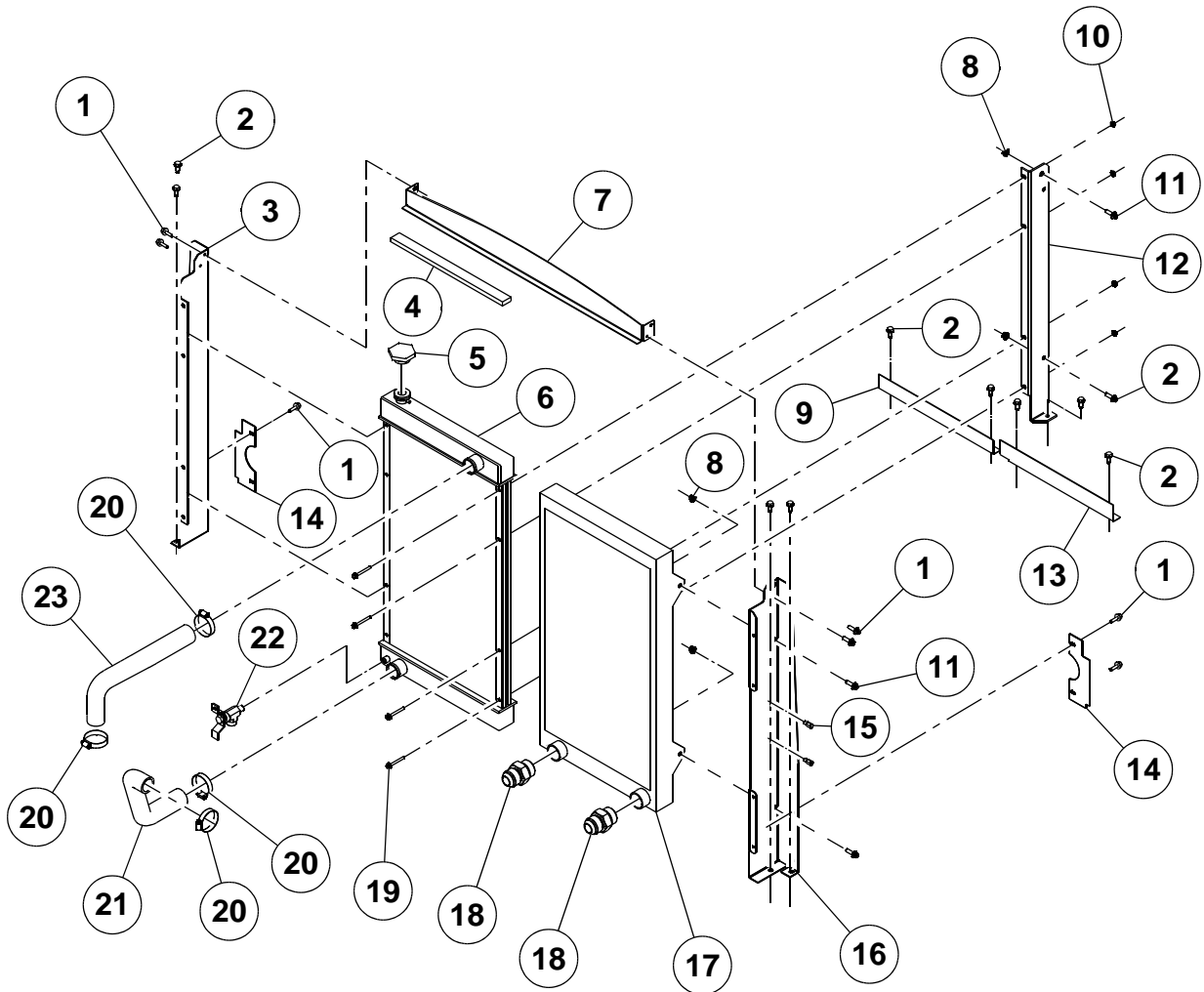
ITEM	COMM. NO.	DESCRIPTION	QTY	DIMENSIONS/NOTES
1	96702824	Screw, Hex M08-1.25 X 20	4	
2	22568422	Gasket, Muffler	1	
3	46553402	Tywrap, SS	3	
4	46553401	Wrap, Heat Shield	1	
5	22378467	Tube, Exhaust	1	
6	35209048	Clamp, Saddle	3	
7	46551812	Muffler	1	
8	35279025	Screw, Tapping M08-1.25 X 20	4	
9	95929782	Nut, Hex 5/16"-18	2	
10	46551826	Pipe, Exhaust Tail	1	
11	23345960	Cap, Rain	1	
12	22433783	Tube, Exhaust	1	

# ENGINE MOUNT



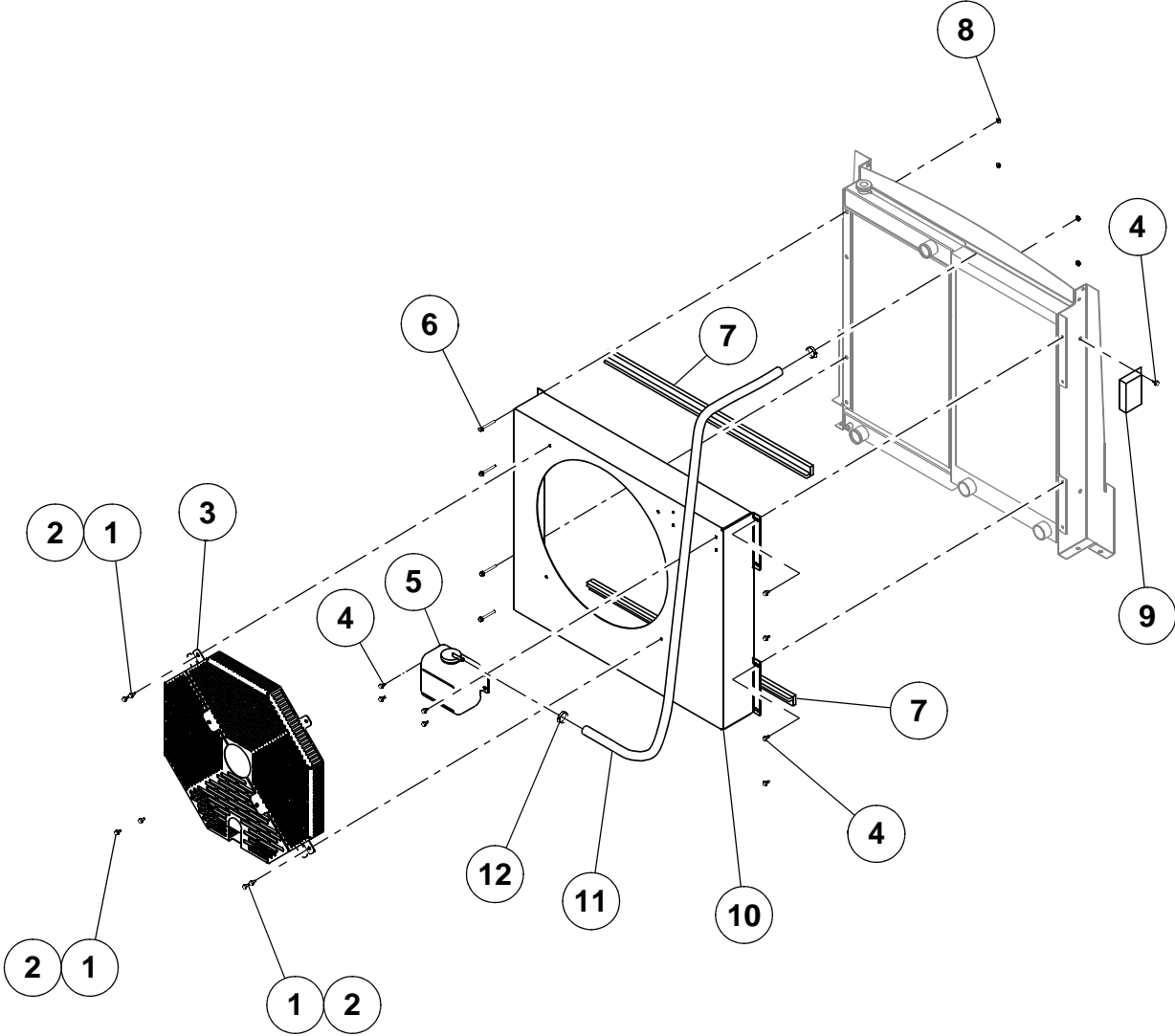
ITEM	COMM. NO.	DESCRIPTION	QTY	DIMENSIONS/NOTES
1	35592435	Cylinder, Air	1	
2	95923074	Nut, Hex Jam 5/16" - 24	2	
3	35328467	Bearing, Rodend	2	
4	96701461	Screw, Hex M06 - 1.0 X 25	2	
5	95935029	Washer, 1/4" Flat	10	
6	22452668SB	Bracket, Speed Control	1	
7	36769032	Nut, Hex Locking M06 - 1.0	2	
8	36889608	Screw, Flange M08 - 1.25 X 25	4	
9	22500193	Bracket, Oil Filter	1	
10	22568406	Cover, Oil Filter	1	
11	22496905	Element, 4IRX3 N & T Oil Filter	1	
12	36881712	Screw, Flange .1/2" - 13 X 1.0"	2	
13	46679131	Bracket, Wire Harness	4	
14	46554178	Engine, V2403 Tier 2	1	
15	22587455	Adapter, Oil Pressure Switch	1	
16	36878379	Switch, Pressure	1	
17	36868479	Switch, Water Temperature	1	
18	96747225	Screw, Flange M12-1.75 X 70	2	
19	54429295	Washer, Snubbing	2	
20	54439062	Isoltor	2	
21	96729595	Screw, Flange M12 - 1.75 X 30	6	
22	22414932SB	Bracket, Engine Front Mount Streetside	1	
23	96749627	Screw, Flange M12 - 1.75 X 16	1	
24	96702055	Screw, Hex M08 - 1.25 X 20	1	
25	22556120	Belt, Fan	1	
26	96706817	Bolt, Flange	4	
27	22495857	Fan	1	
28	22414940SB	Bracket, Engine Front Mount Curbside	1	
29	36769024	Screw, Hex M06 - 1.0 X 20	2	

# COOLERS



ITEM	COMM. NO.	DESCRIPTION	QTY	DIMENSIONS/NOTES
1	36797652	Screw, Tapping M06 - 1.0 X 12	10	Measured in Inches
2	35279025	Screw, Tapping M08 - 1.25 X20	9	
3	46678809	Baffle, Streetside	1	
4	54627617	Guard, Door Edge	16.5	
5	36769560	Cap, Radiator	1	
6	22482277	Radiator	1	
7	46678810	Baffle, Top	1	
8	36881886	Nut, Hex Flange M08 - 1.25	4	
9	46678812	Baffle, Radiator Bottom	1	
10	36898104	Nut, Hex Flange M06 - 1.0	8	
11	36889608	Screw, Hex Flange M08 - 1.25 X 25	4	
12	22489660SB	Support, Radiator	1	
13	46678811	Baffle, Cooler Bottom	1	
14	46678742	Baffle, Radiator	2	
15	36921344	Nutsert, Hex M06 - 1.0	1	
16	46678808	Baffle, Curbside	1	
17	36882934	Cooler, Oil	1	
18	35295880	Connector, 1-1/16" -12 X -12 JIC	2	
19	96727623	Screw, Hex Flange M6 - 1.0 X 50	4	
20	35221662	Clamp, Worm Gear	4	
21	22494678	Hose, Radiator Bottom	1	
22	36782167	Drain, Cock	1	
23	22494660	Hose, Radiator Top	1	

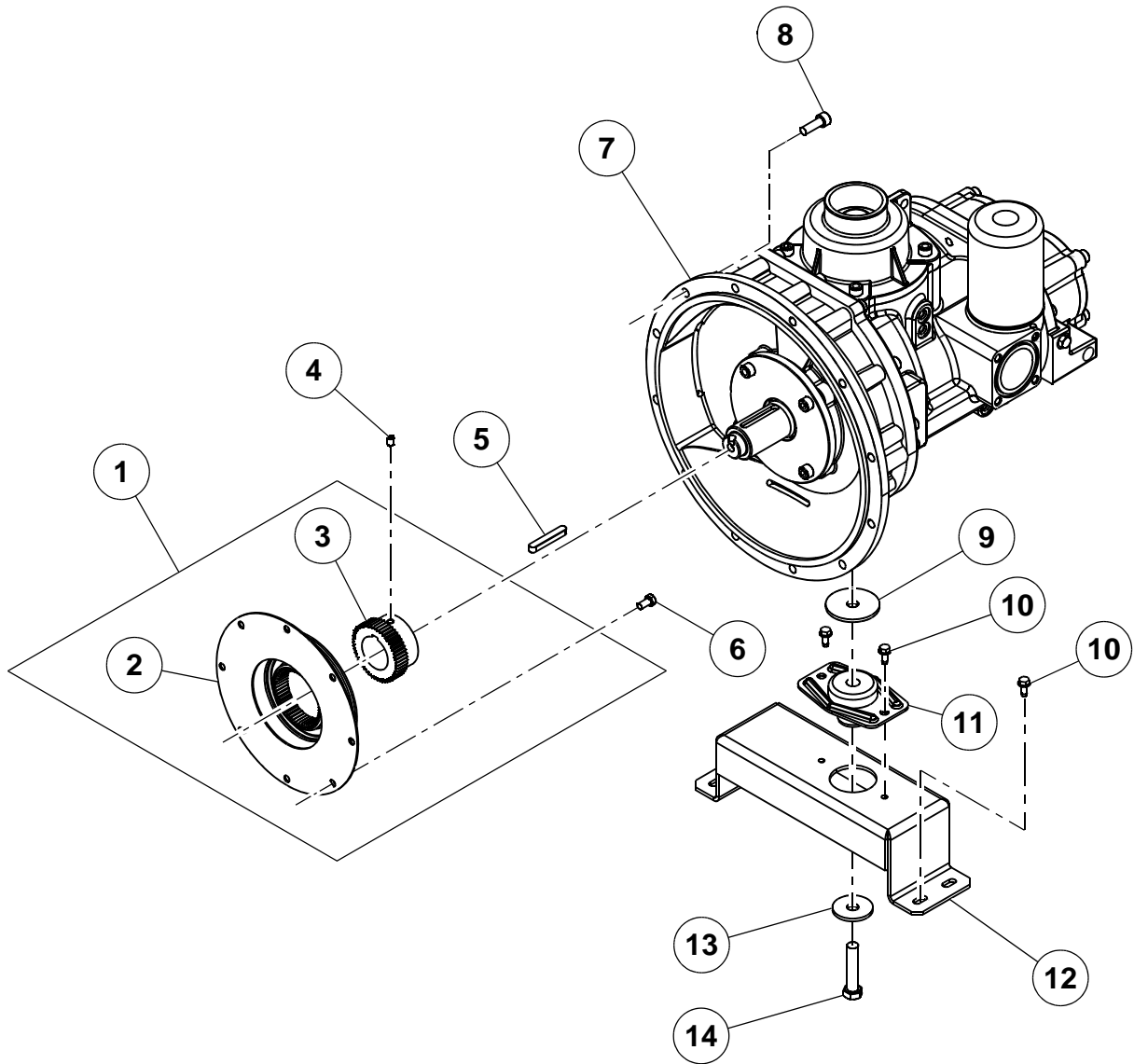
FAN SHROUD





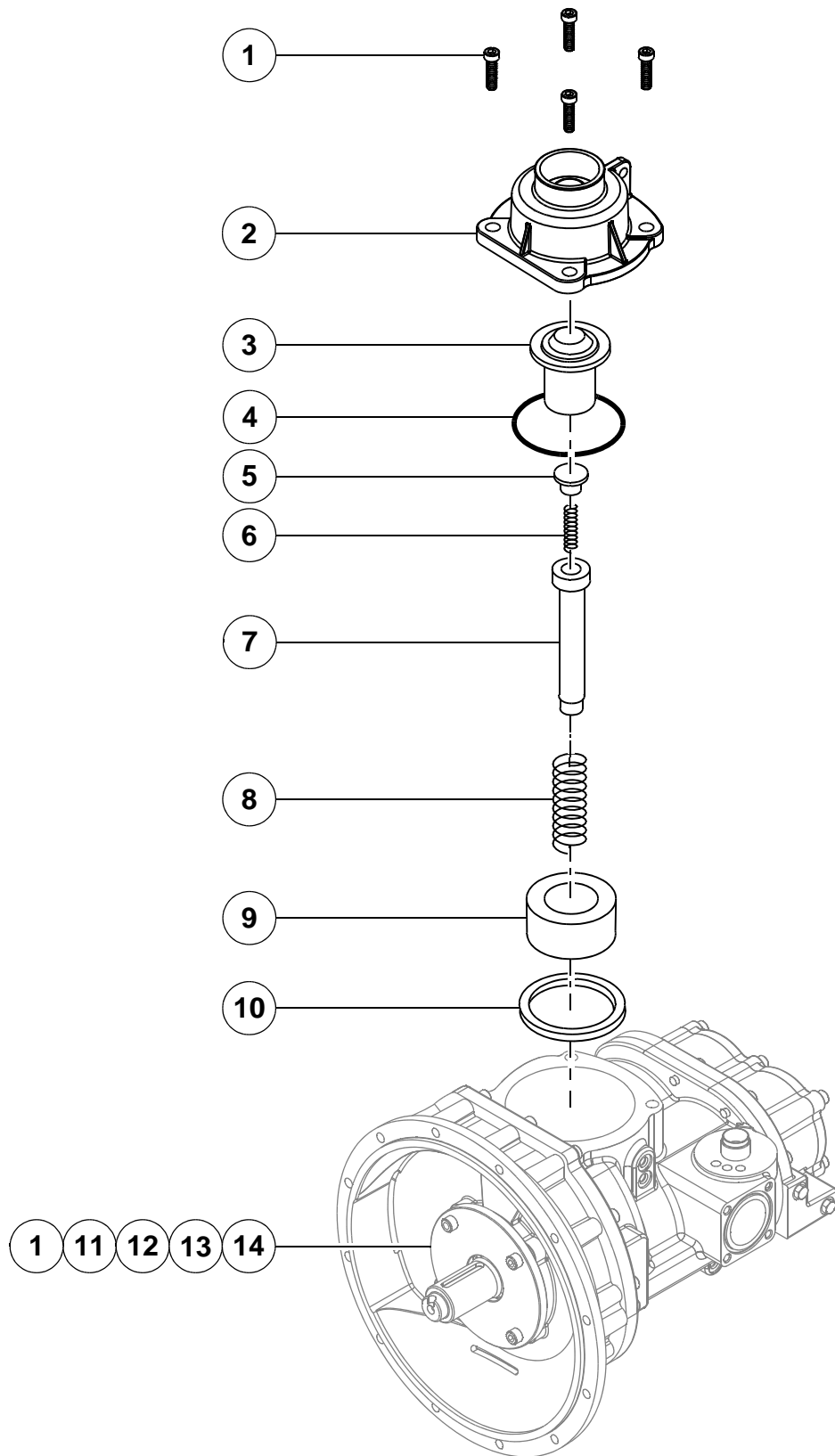
ITEM	COMM. NO.	DESCRIPTION	QTY	DIMENSIONS/NOTES
1	35300771	Screw, Tapping M08 - 1.25 X20	6	
2	95934998	Washer, Flat	6	
3	22904783	Guard, Fan	1	
4	36797652	Screw, Tapping M06 - 1.0 X 12	10	
5	36884948	Bottle, Coolant Recovery	1	
6	96727623	Screw, Hex Flange M6 - 1.0 X 50	4	
7	54627617	Guard, Door Edge	31.5	Measured in Inches
8	36898104	Nut, Hex Flange M06 - 1.0	4	
9	22580021	Controller, AirSource	1	
10	46678801	Shroud, Fan	1	
11	35360775	Tubing, 5/16"	20	Measured in Inches
12	35296342	Clamp, Worm Gear	2	

# AIREND and COUPLING MOUNT



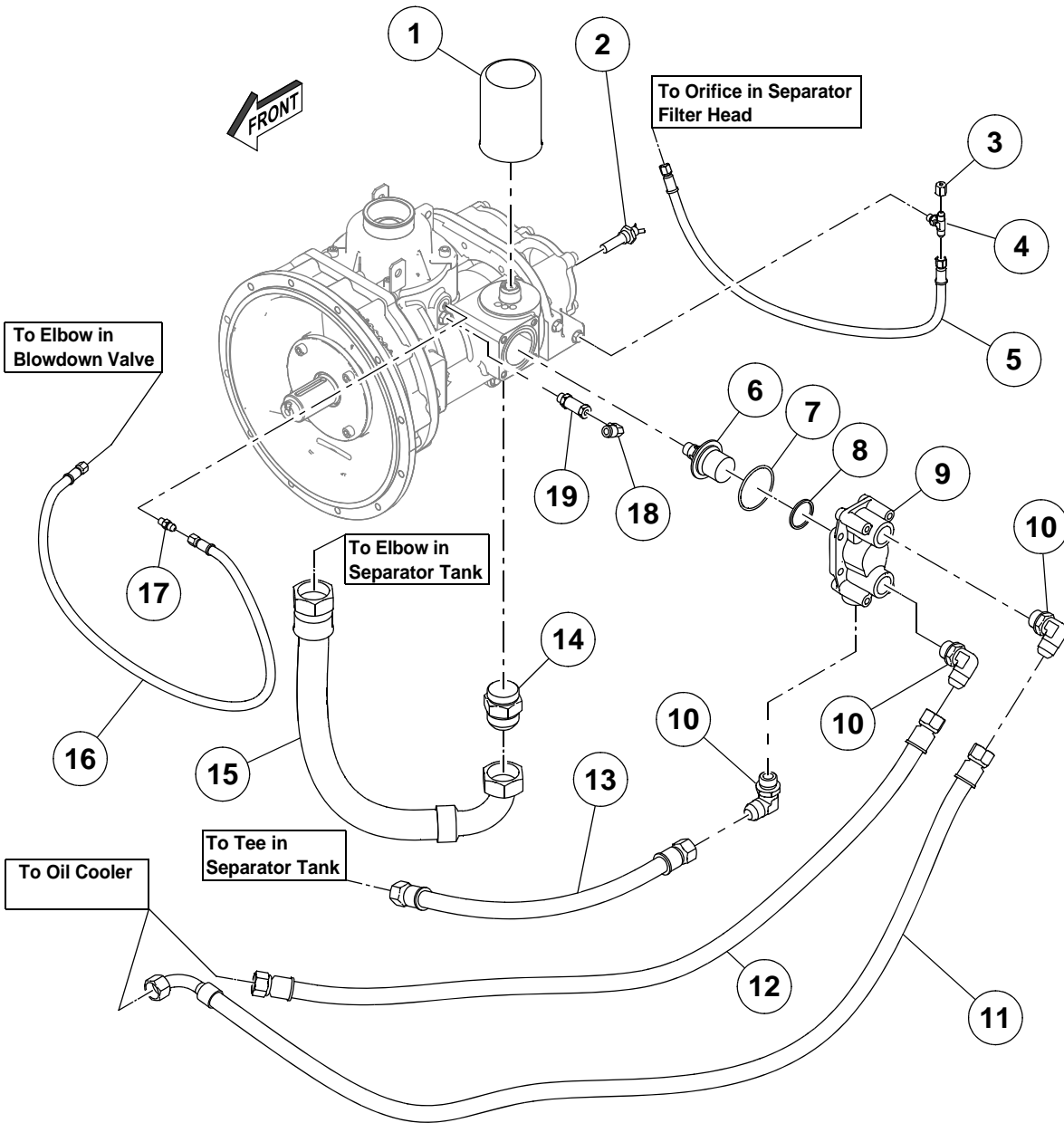
ITEM	COMM. NO.	DESCRIPTION	QTY	DIMENSIONS/NOTES
1	46492955	Coupling, Drive	1	
2	46492971	Coupling, Element	1	
3	46492989	Hub, Coupling	1	
4	22404289	Screw, Set M08 - 1.25 X 12	1	
5	36769289	Key, 8 mm X 10 mm X 60 mm Double Radiused	1	
6	95920401	Screw, Hex 5/16" - 18 X .62	8	
7	46499307	Airend Assembly, HE127	1	
8	46629500	Screw, Socket Head M10 - 1.50 X 30	10	
9	35609874	Washer, Snubber 3" X 5/8"	1	
10	35279025	Screw, Tapping M08 - 1.25 X 20	6	
11	54471057	Isolator	1	
12	46491239SB	Bracket, Airend Mount	1	
13	35327212	Washer, Snubber 2-1/4" X 5/8"	1	
14	35290113	Screw, Hex M16 - 2.0 X 75	1	

# AIREND UNLOADER



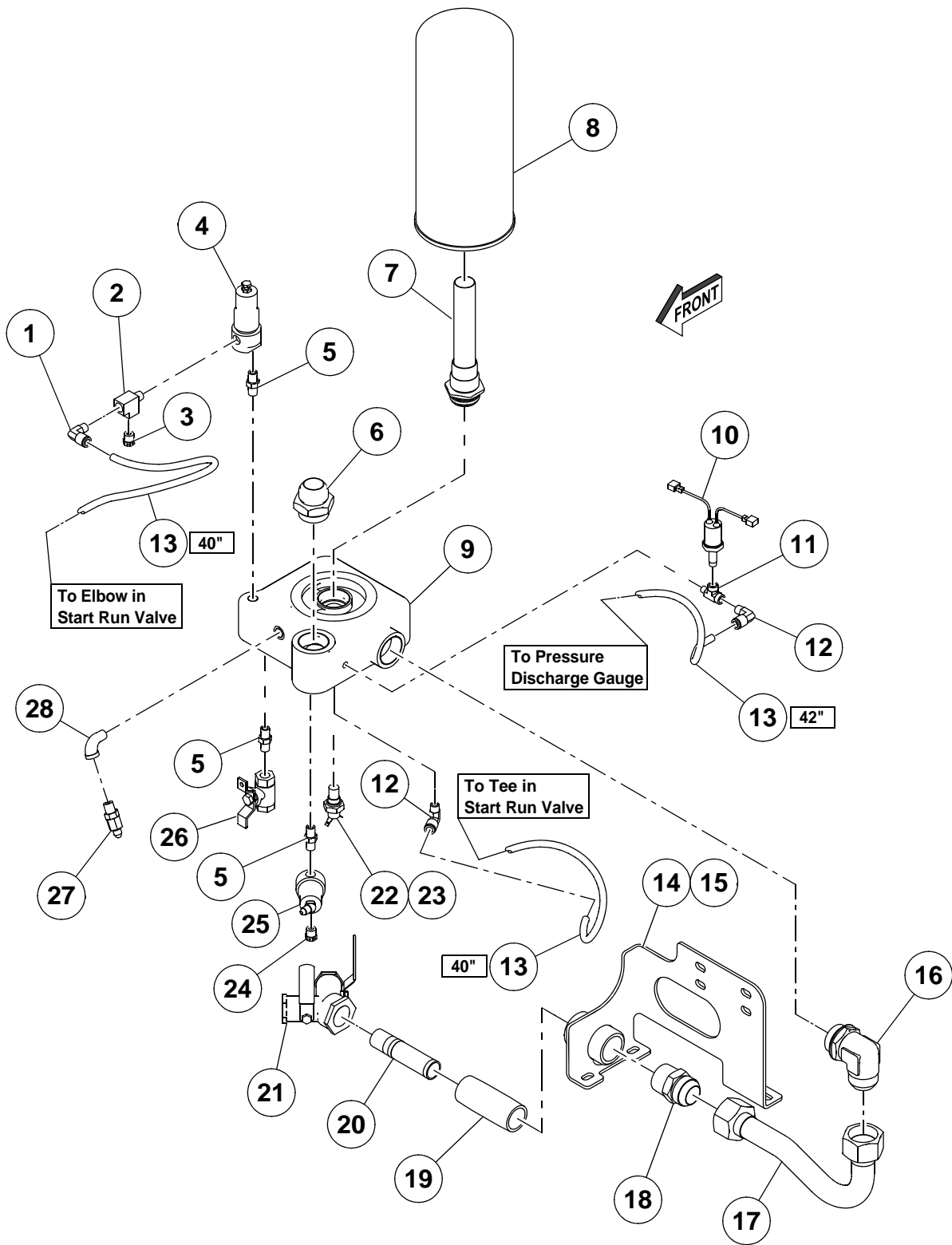
ITEM	COMM. NO.	DESCRIPTION	QTY	DIMENSIONS/NOTES
1	96702170	Screw, Socket Head M10 - 1.50 X 35	8	
2	46553553	Cover, Unloader	1	
3	36511623	Valve, Unloader	1	
4	95058053	O-Ring, 5" ID X 1/8"	1	
5	35379817	Cap, Spring	1	
6	35376342	Spring, Unloader	1	
7	35611557	Stem, Piston	1	
8	35376334	Spring, Coil	1	
9	35611615	Piston, Unloader	1	
10	35376359	Seal, U Type	1	
11	46553542	Cover, Front Seal	1	
12	39322284	Seal, Lip M48.12	1	
13	46553557	O-Ring, 4-1/2" ID X 1/8"	1	
14	46553556	Bearing, Ball	1	

# AIREND PIPING



ITEM	COMM. NO.	DESCRIPTION	QTY	DIMENSIONS/NOTES
1	46650102	Element, Oil Filter	1	
2	22823199	Switch, Temperature	1	
3	95257333	Cap -4 JIC	1	
4	95985941	Tee, Branch, 1/4" Tube X 7/16" Tube	1	
5	35282912	Hose Assembly, -4 JIC X 27"	1	
6	22195820	Element, OTBV	1	
7	95022307	O-Ring, 2.63" ID X 0.135"	1	
8	36788172	Seal, U Type	1	
9	23334717	Housing, OTBV	1	
10	35294750	Elbow, 90° 1.06" SAE X -12 JIC	3	
11	36881936	Hose Assembly, -12 JIC X 65"	1	
12	35376110	Hose Assembly, -12 JIC X 54"	1	
13	22180889	Hose Assembly, -12 JIC X 22"	1	
14	35296409	Connector, -24JIC X 1.88"-12	1	
15	46569839	Hose Assembly, -24 JIC X 26"	1	
16	35283258	Hose Assembly, -4 JIC X 34"	1	
17	95287629	Connector, -4 JIC X 1/8" NPT	1	
18	36886992	Valve, Check 0.078" Orifice	1	
19	35370386	Elbow, 90° Male 1/8" NPT X 3/8" Tube	1	

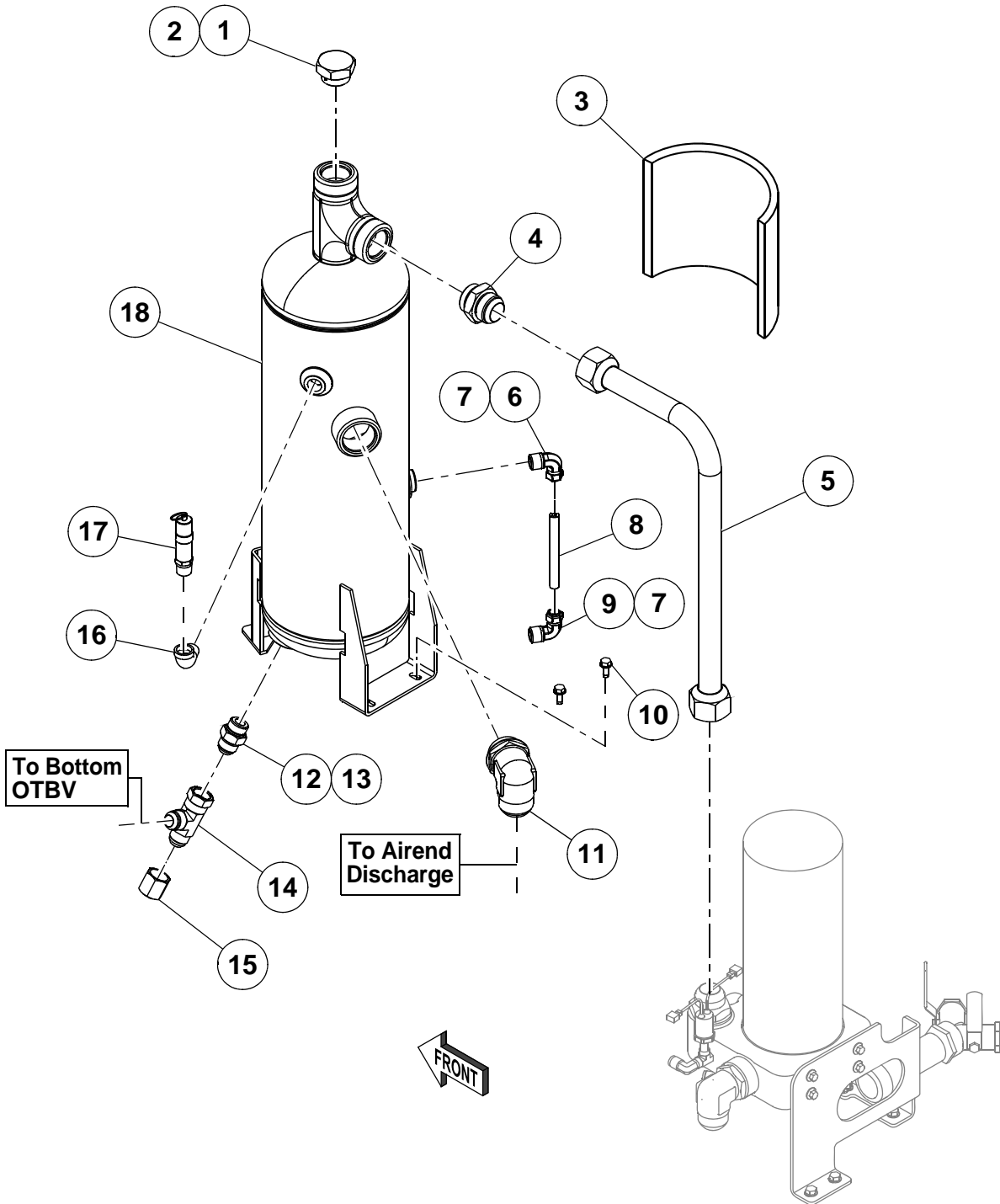
# SEPARATOR FILTER





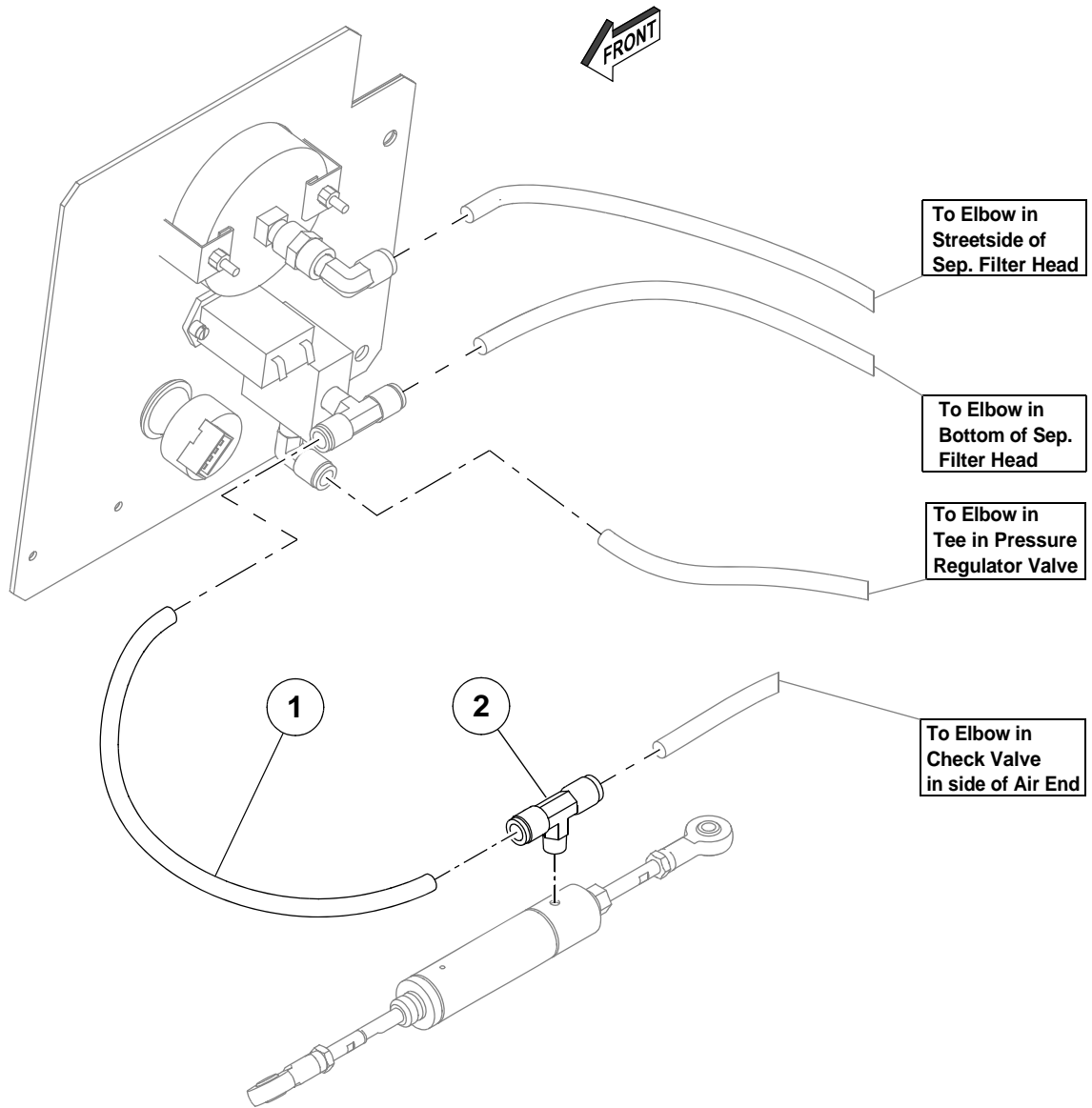
ITEM	COMM. NO.	DESCRIPTION	QTY	DIMENSIONS/NOTES
1	35369354	Elbow, 1/4" NPT X 3/8" Tube	3	See Lengths Above
2	35114545	Tee, Street 1/4" NPT	2	
3	36766756	Orifice, Muffler 0.140"	1	
4	36896892	Valve, Pressure Regulator 200 PSI	1	
5	36793776	Nipple, 1/4" NPT	3	
6	35279785	Connector, 1-5/8"-12 X -20 JIC	1	
7	46491825	Nipple, Filter Air Oil	1	
8	46652735	Element, Separator 260 CFM	1	
9	46624440	Filter Head, Separator	1	
10	36757573	Switch, 20 NC	1	
11	39127287	Tee, Street, 1/4" NPT	1	
12	35369354	Elbow, 90°, 1/4" NPT X 3/8" Tube	1	
13	35356484	Tubing, 3/8" Synflex	*	
14	46629359SB	Bracket, Separator Element	1	
15	96704408	Screw, Hex, M08 - 1.25 X 20	4	
16	35279777	Elbow, 90° 1-5/8"-12 X -20 JIC	1	
17	46621745	Tube, Separator Discharge	1	
18	95219770	Connector, Flitting 1.25" NPT X 1.25 Tube	1	
19	95950275	Nipple, Extra Strong, 1-1/4" X 4"	1	
20	36921377	Nozzle, 0.395" Orifice Sonic	1	
21	36881076	Valve, Wye	1	
22	35596436	Switch, Temperature 248° F	1	
23	39404165	O-Ring, 0.644" ID x 0.087"	AR	
24	43213388	Muffler, Orifice, 0.093"	1	
25	35322379	Valve, Blowdown	1	
26	35324839	Valve, Ball, 1/4" NPT	1	
27	36840437	Valve, Check	1	
28	95944666	Elbow, 90° Street, 1/4" NPT	1	

# SEPARATOR TANK



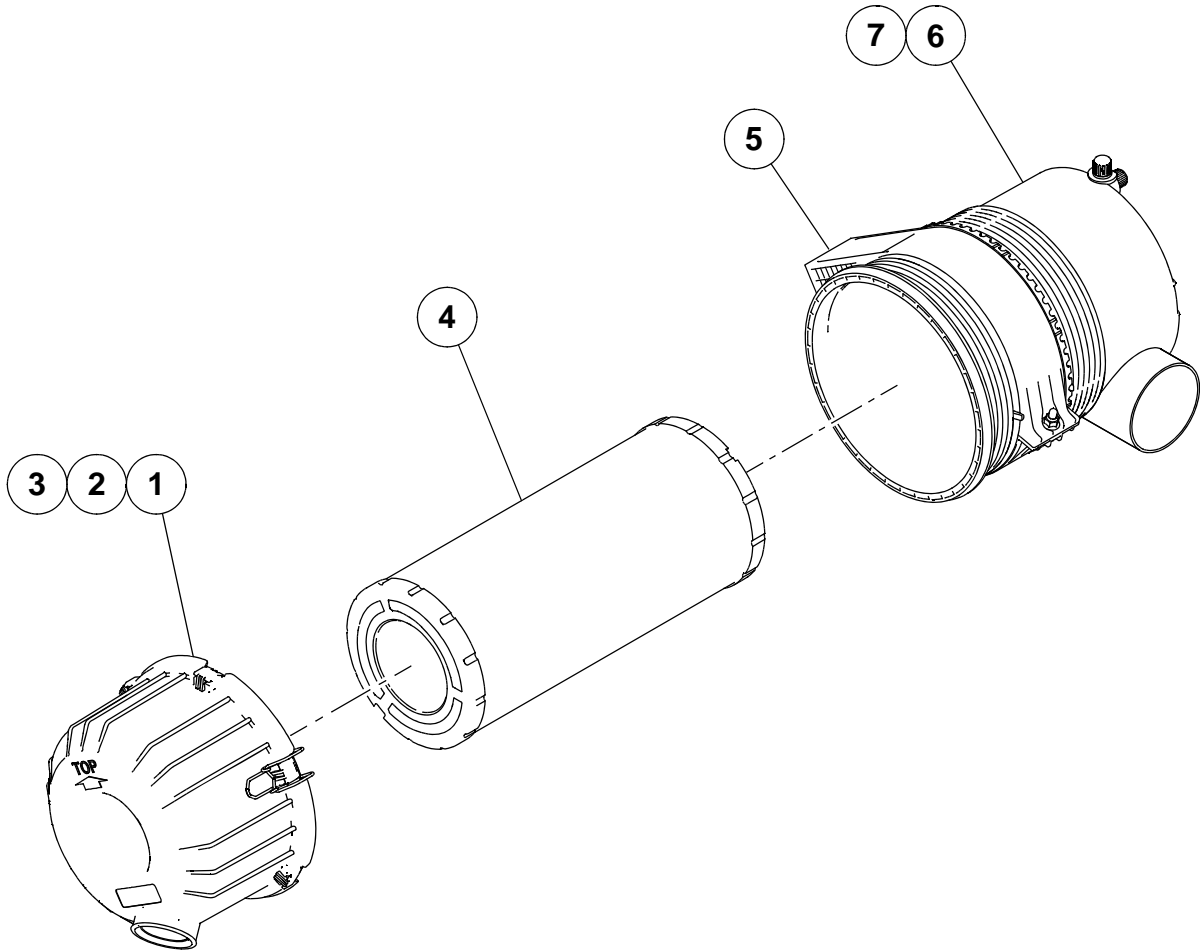
ITEM	COMM. NO.	DESCRIPTION	QTY	DIMENSIONS/NOTES
1	35579630	Plug, 1-5/8" O-Ring	1	
2	35279942	O-Ring 3-20	AR	
3	46556287	Foam	1	
4	35279785	Connector, 1-5/8"-12 X -20 JIC	1	
5	46624023	Tube, Separator Tank to Filter	1	
6	22685481	Elbow, Top Sight Tube	1	
7	22685507	Insert, 1/4" Tube	2	
8	22685515	Tube, Sight Gage	1	
9	22685499	Elbow, Bottom Sight Tube	1	
10	35279025	Screw, Tapping M08 - 1.25 X 20	3	
11	95431292	Elbow, 90° 1-7/8"-12 X -24JIC	1	
12	35295880	Connector, 1.06"-12 X -12 JIC	1	
13	35294768	O-Ring 3-12	AR	
14	35287739	Tee, 1-1/16" SAE X -12 JIC X -12 JIC	1	
15	35369214	Cap, Fitting -12 JIC	1	
16	95928164	Elbow, Street 1/2" NPT	1	
17	36920254	Valve, Safety 200 PSI	1	
18	46490884	Tank, Separator	1	

# AIR CONNECTIONS - CONTROL PANEL



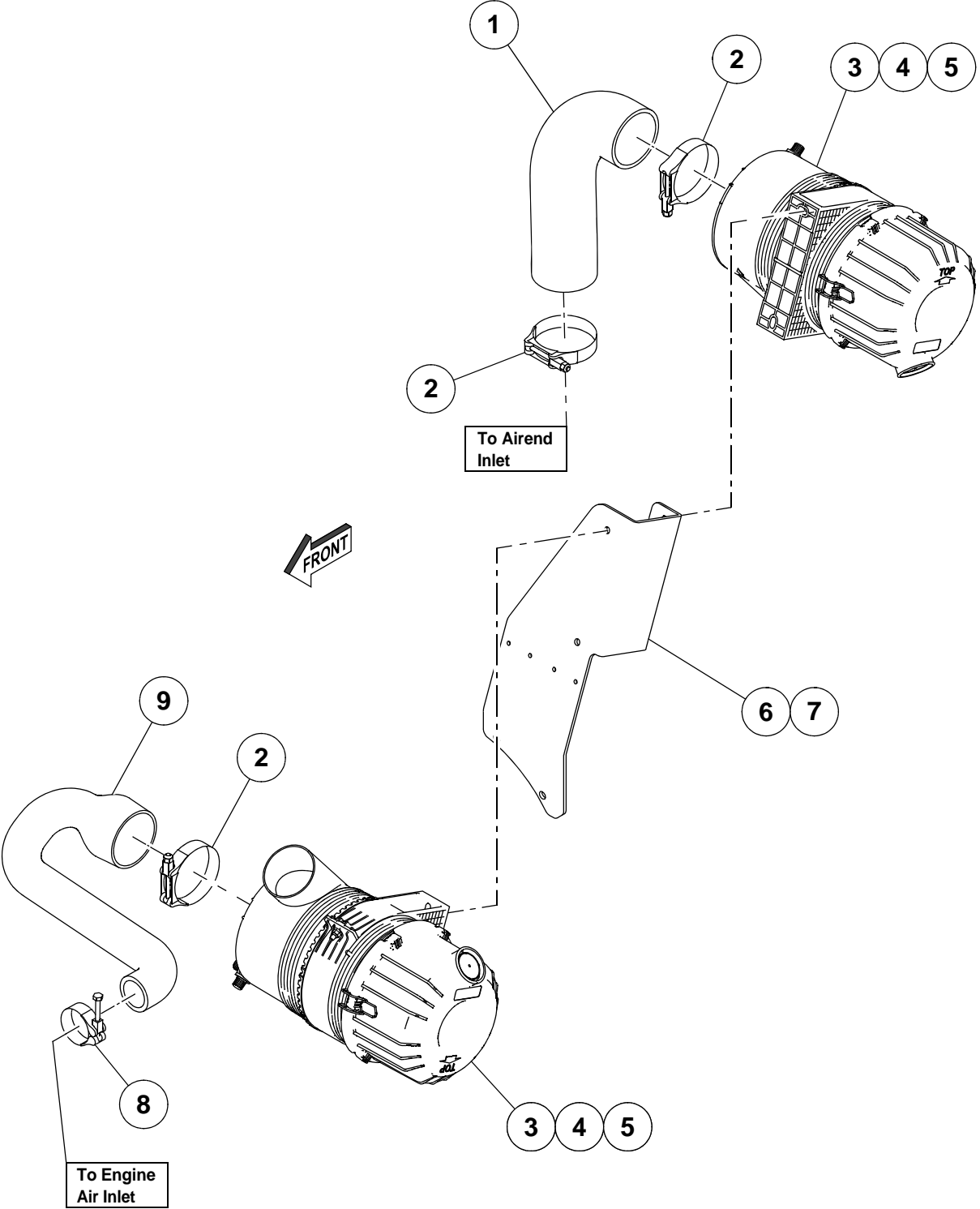
ITEM	COMM. NO.	DESCRIPTION	QTY	DIMENSIONS/NOTES
1	35356484	Tubing, 3/8" OC	19	Shown in Inches
2	35369396	Tee, 1/8" NPTF X 1/8" Tube X 1/8" Tube	1	

# AIR CLEANER



ITEM	COMM. NO.	DESCRIPTION	QTY	DIMENSIONS/NOTES
1	46625800	Cover, Air Cleaner	1	1
2	46625804	Hook, Closure Fastener	2	2
3	46625805	Valve, Dust Ejector	1	3
4	46625802	Element, Primary	1	4
5	46624573	Clamp Assembly, 7"	1	5
6	46625803	Body, Air Cleaner	1	6
7	46625806	Plug, Cap	1	7

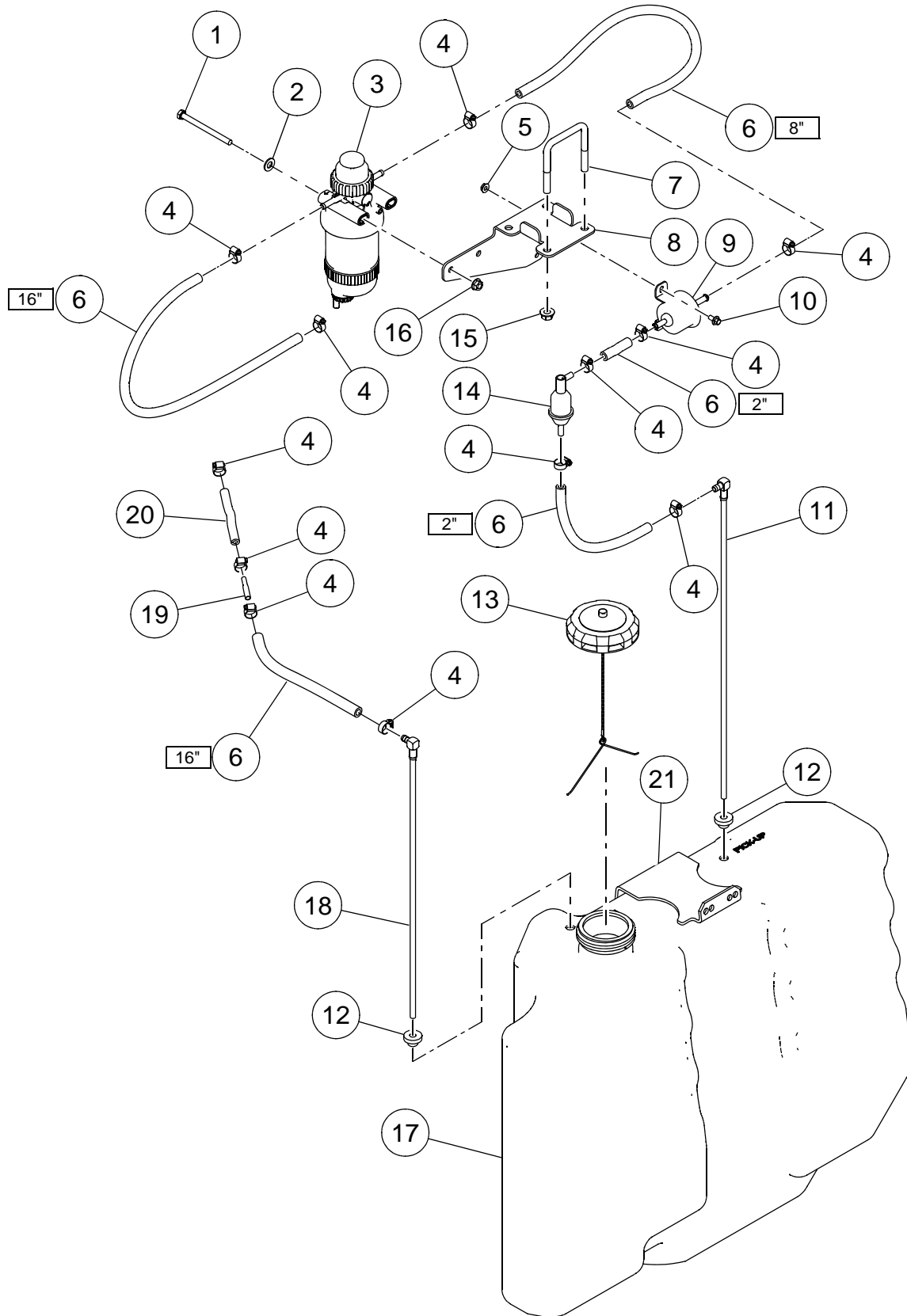
# AIR INTAKE





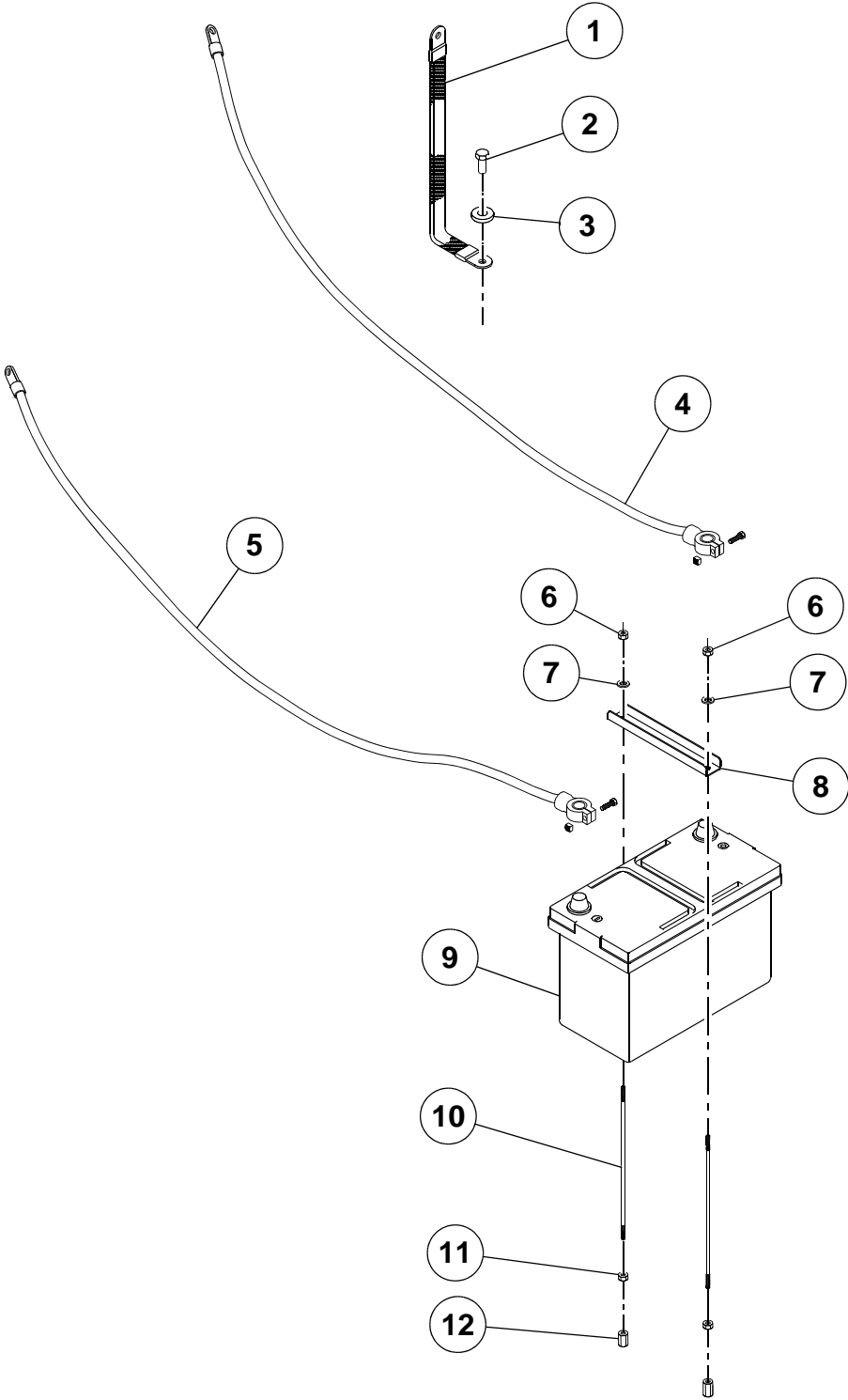
ITEM	COMM. NO.	DESCRIPTION	QTY	DIMENSIONS/NOTES
1	46499596	Hose, Flexible 3.0" A/E Filter	1	
2	35374073	Clamp, T-Bolt 3-5/8" Dia	3	
3	46625859	Cleaner Assembly, Air, w / Clamp	2	
4	36889608	Screw, Hex Cap M08 - 1.25 X 25	4	
5	36881886	Nut, Hex. M08 - 1.25	4	
6	46651475SB	Bracket, Engine Air Filter	1	
7	96702162	Screw, Cap, M10 - 1.5 X 30	2	
8	23071475	Clamp, T 2"	1	
9	46499125	Elbow, Engine	1	

# FUEL TANK PIPING



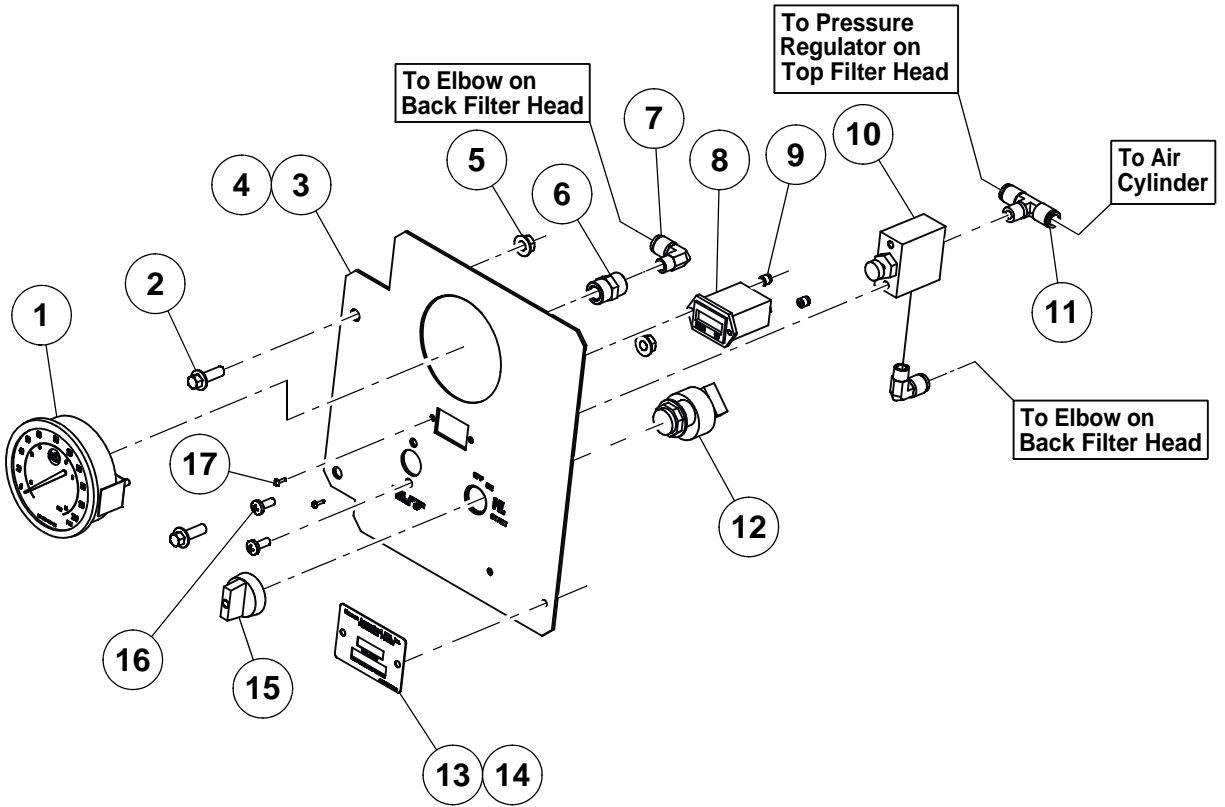
ITEM	COMM. NO.	DESCRIPTION	QTY	DIMENSIONS/NOTES
1	96726435	Screw, Hex, M08 - 1.25 X 100	2	
2	95935037	Washer, Flat. 3/8"	2	
3	22528228	Filter, Fuel	1	
4	35296342	Clamp, 7/16"	12	
5	36898104	Nut, Flange, M06 - 1.0	2	
6	35363498	Hose, Fuel 5/16"	44	Measured in Inches
7	46652622	U-Bolt, M10 - 1.5	2	
8	46678805	Bracket, Fuel Pump	1	
9	22568398	Pump, Electric Fuel	1	
10	36898096	Screw, Flange, M06 - 1.0 X 20	2	
11	22366058	Standpipe Assembly	1	
12	35384577	Bushing, Nitrile	2	
13	46592220	Cap, Fuel	1	
14	36845493	Filter, Fuel, 0.7 mm Media	1	
15	36879195	Nut, Flange, M10 - 1.5	4	
16	36881886	Nut, M08 - 1.25	2	
17	22343503	Tank, Fuel	1	
18	22366066	Standpipe Assembly	1	
19	36895977	Adapter, Line	1	
20	35282078	Hose, 1/4"	4	Measured in Inches
21	46679132	Bracket, Fuel Tank Hold Down	1	

BATTERY MOUNT



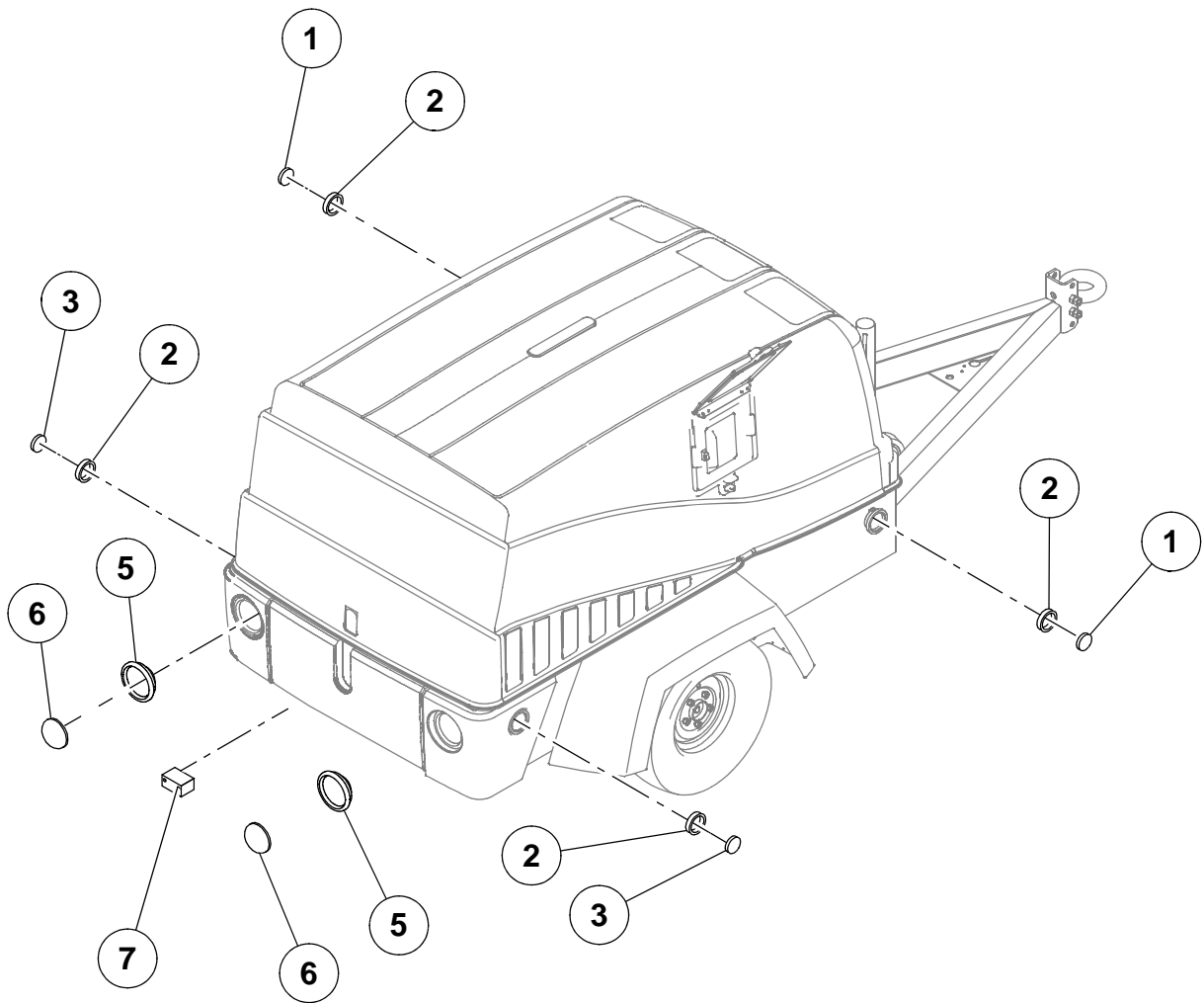
ITEM	COMM. NO.	DESCRIPTION	QTY	DIMENSIONS/NOTES
1	22451249	Strap, Ground	1	
2	96701495	Screw, Hex M12 - 1.75 X 25	1	
3	95935003	Washer, Flat 1/2"	1	
4	22517502	Cable, Negative Battery	1	
5	22517494	Cable, Positive Battery	1	
6	36769032	Nut, Hex Lock M06 - 1.0	2	
7	95935029	Washer, 1/4" Flat	6	
8	46678748	Bracket, Battery Hold Down	1	
9	36844264	Battery, 12V, 700 cca	1	
	36844975	Battery, 12V, 1000 cca	1	
10	23324585	Rod, Threaded M06 - 1.0	2	
11	36898104	Nut, Hex Flange M06 - 1.0	2	
12	36921344	Nutsert, Hex M06 - 1.0	2	

# CONTROL PANEL



ITEM	COMM. NO.	DESCRIPTION	QTY	DIMENSIONS/NOTES
1	35706761	Gauge, Discharge Pressure	1	
2	36889608	Screw, Hex M08 - 1.25 X 25	2	
3	46543336	Panel, Instrument	1	
4	46543344	Laminate , Instrument Panel	1	
5	36881886	Nut, Hex Flange M8 - 1.25	2	
6	22911788	Coupling, Pipe 1/4" NPT	1	
7	35369354	Elbow, Male 1/4" NPT X 3/8" Tube	2	
8	22780985	Hourmeter	1	
9	22054159	Nut, Plastic #4 - 40	2	
10	46651548	Valve, 2 Way Start / Run	1	
11	35373976	Tee, 1/4" NPT X 3/8" Tube	1	
12	22127385	Switch, Key	1	
13	46556466	Plate, Serial Number	1	
14	36920486	Rivet, 0.19" DIA SS	2	
15	22134118	Key, Replacement Ignition	1	
16	95591723	Screw, #4 - 40 X 3/8" SS	2	
17	22090898	Screw, Pan Head M06 - 1.0 X 16	2	

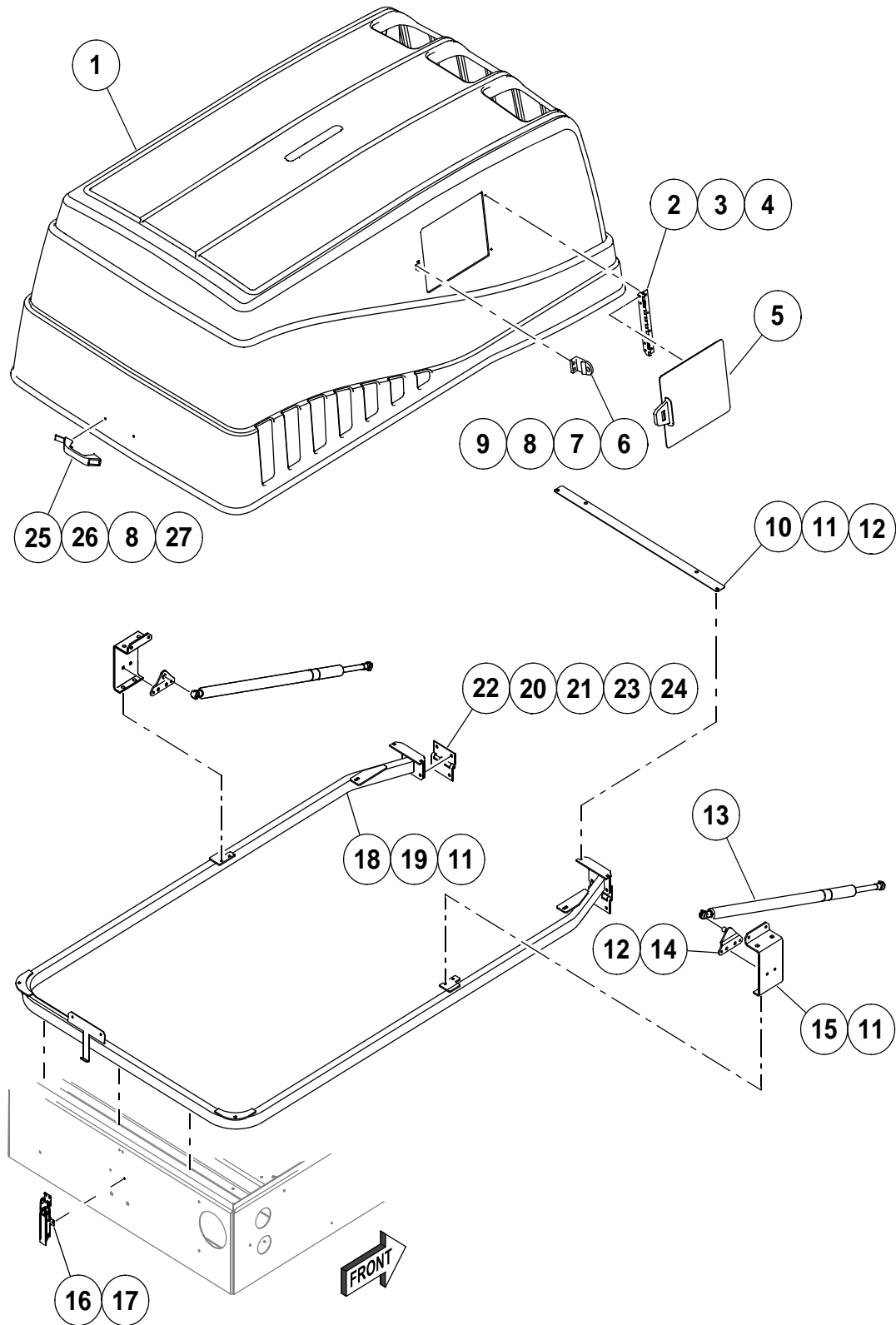
# LIGHTS BRAKE and RUNNING





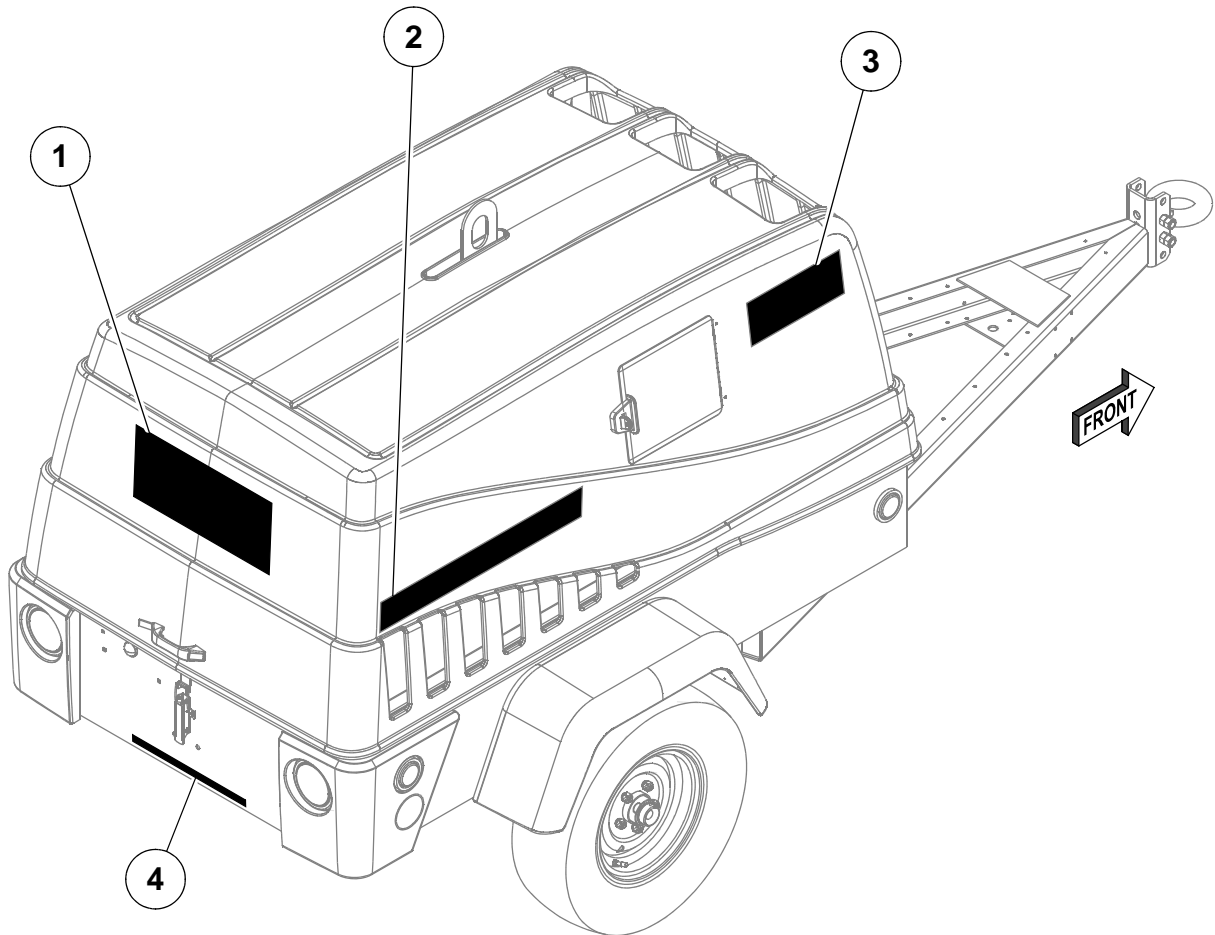
ITEM	COMM. NO.	DESCRIPTION	QTY	DIMENSIONS/NOTES
1	35367051	Lamp, Amber Clearance	2	
2	36893634	Grommet, Clearance Light	4	
3	35367044	Lamp, Red Clearance	2	
4	36787968	Grommet, Tail Light	2	
5	36788081	Lamp, Combo Tail	2	
6	54726468	Light, License	1	
	22538490	Screw, Tapping M08 - 1.25 X 20 Black	7	Not Shown
	35225093	Clamp, Support 1/2"	8	Not Shown
	23050180	Harness, 2 Light	1	Not Shown
	35268788	Tie, Cable, 1/8" X 8"	3	Not Shown

# CANOPY



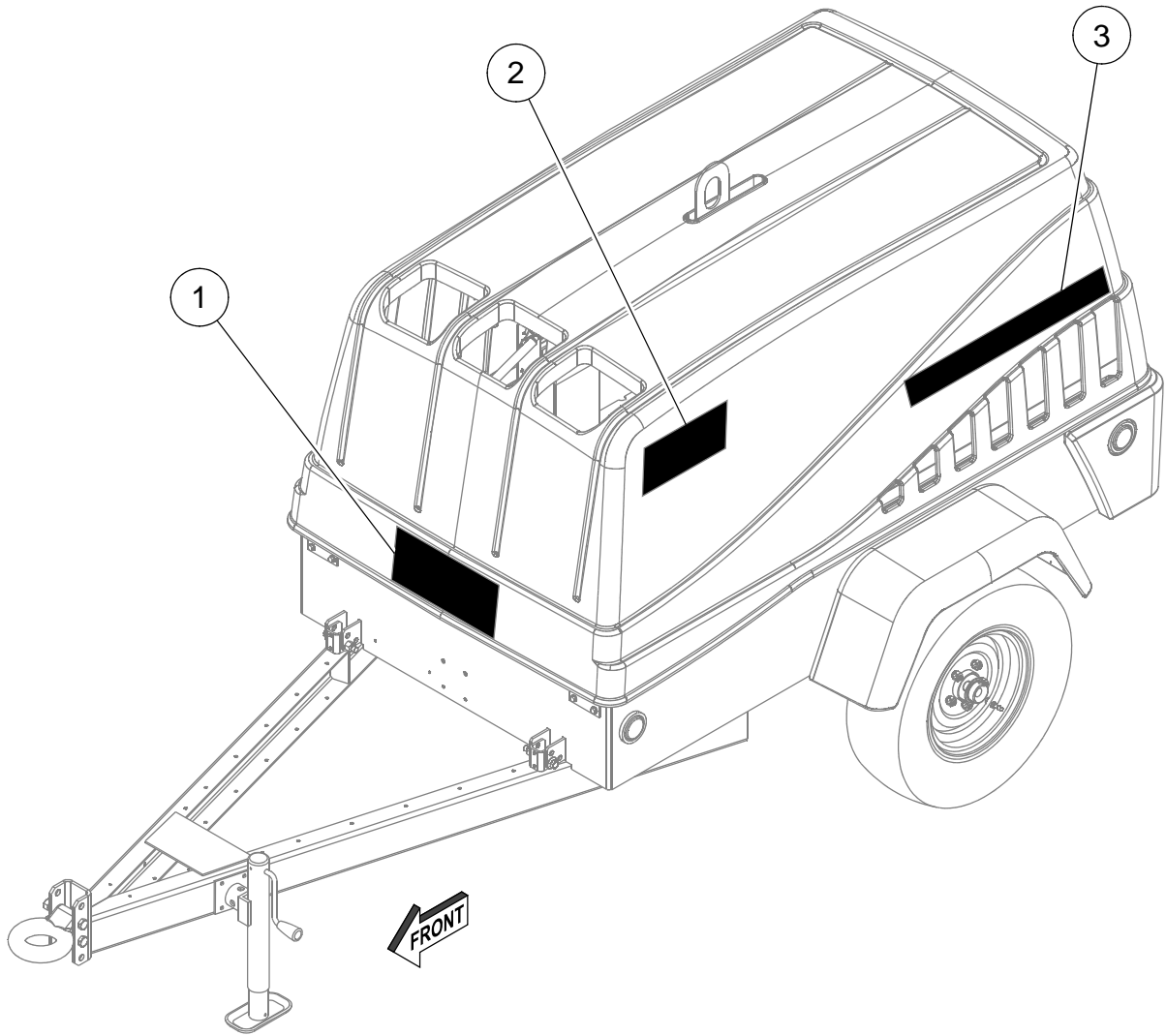
ITEM	COMM. NO.	DESCRIPTION	QTY	DIMENSIONS/NOTES
1	23167851	Canopy, One Piece	1	
2	22107478	Hinge, Spring, Control Panel	1	
3	22646137	Rivet, Bulb, 3/16" Aluminum	2	
4	54721220	Rivet, Blind	4	
5	22545719	Door, Instrument Panel	1	
6	46556977	Latch	1	
7	36842102	Screw, Hex, #10 - 32 X 1"	2	
8	95954251	Washer, Flat, #10	6	
9	95928800	Nut, Locking, #10 - 32	2	
10	46678813	Plate, Front Canopy	1	
11	54721238	Screw, Flange, 11/32" X 1-1/8"	10	
12	36797652	Screw, Tapping, M06 - 1.0 X 12	6	
13	46491577	Spring, Gas	2	
14	46490322	Plate, Stud Ball	2	
15	46678738	Bracket, Canopy Side	2	
16	92923531	Latch	1	
17	36843282	Rivet, 3/16"	2	
18	46632119SB	Frame, Canopy	1	
19	35300771	Screw, Tapping, M06 - 1.0 X 20	4	
20	96704408	Screw, Flange, M08 - 1.25 X 20	4	
21	96728431	Nut, Locking, M08 - 1.25	2	
22	22441612	Hinge, Butt Reverse	2	
23	96728431	Nut, Locking, M08 - 1.25	4	
24	36889608	Screw, Tapping, M08 - 1.25 X 25	4	
25	22915300	Handle	1	
26	46490330	Screw, Hex, #10 - 32 X 1-1/2"	2	
27	95928800	Nut, Locking, #10 - 32	2	

## DECAL LOCATION - EXTERIOR CRBSD LOGO



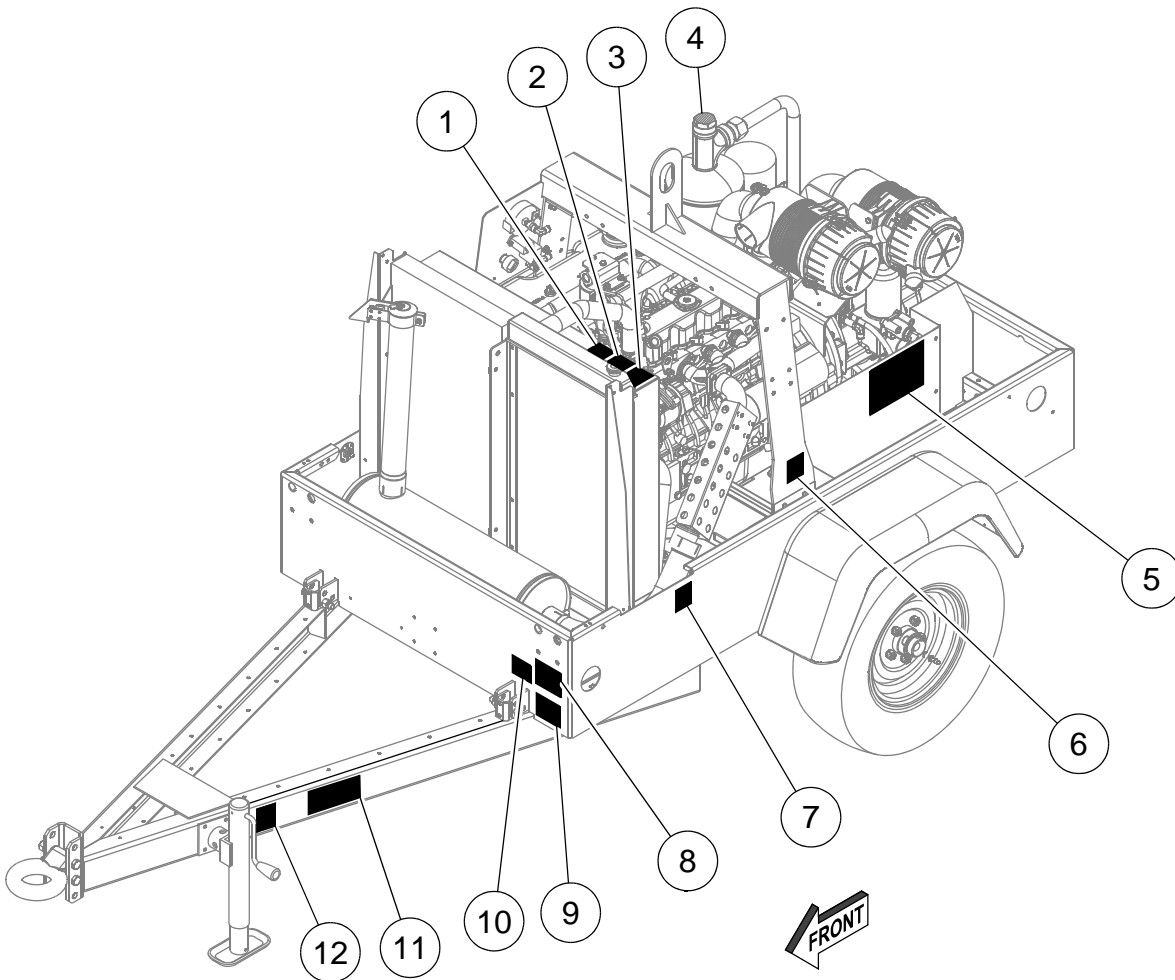
ITEM	COMM. NO.	DESCRIPTION	QTY	DIMENSIONS/NOTES
1	46573860	Decal, 12" Tri-Colored Boxes	1	
2	46573922	Decal, 24" Doosan Logo	1	
3	46573999	Decal, C185 Model Number	1	
4	46556138	Decal, 22" Web Site	1	

## DECAL LOCATION - EXTERIOR STSD LOGO



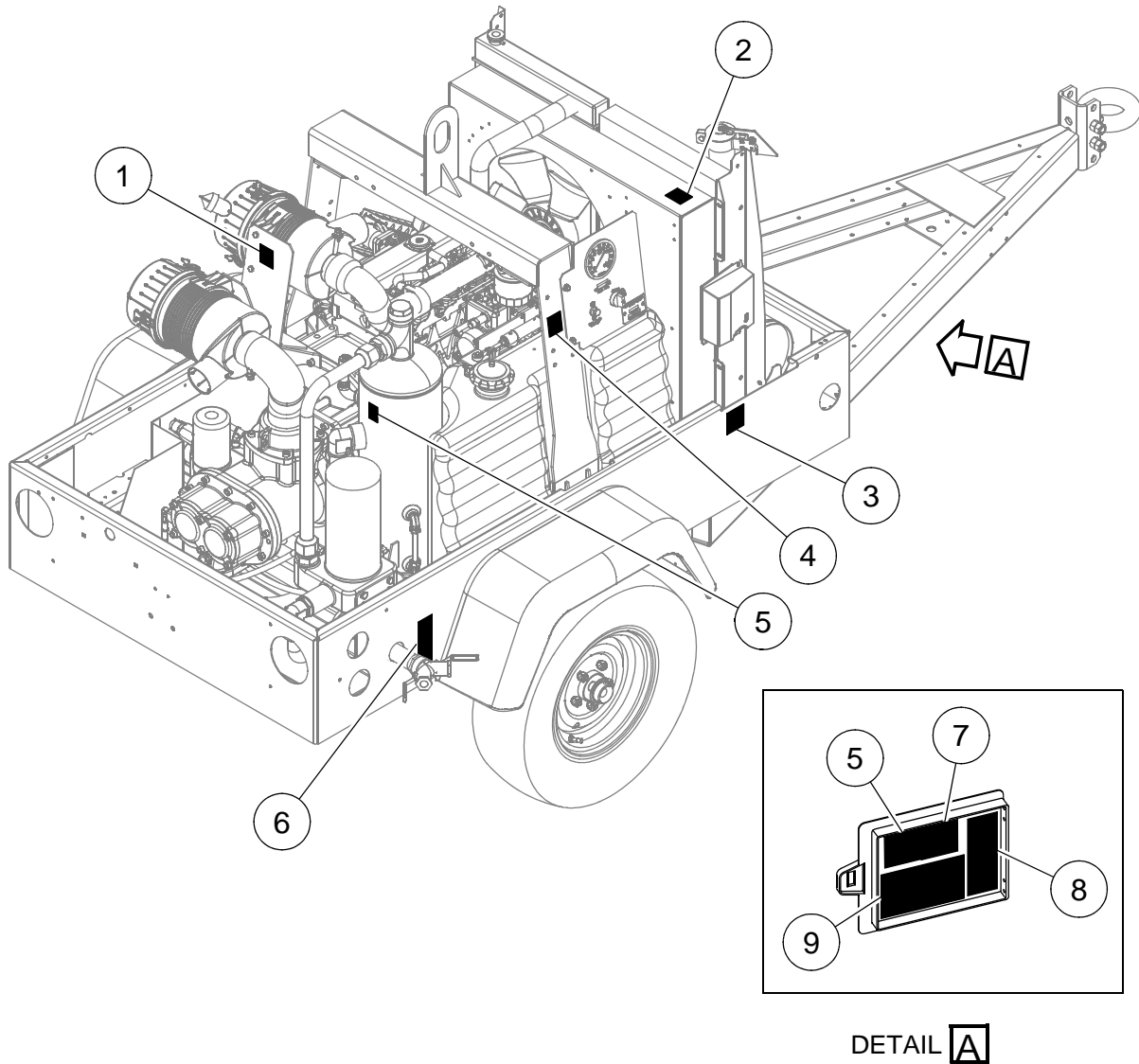
ITEM	COMM. NO.	DESCRIPTION	QTY	DIMENSIONS/NOTES
1	46573860	Decal, 12" Tri-Colored Boxes	1	
2	46573999	Decal, C185 Model Number	1	
3	46573922	Decal, 24" Doosan Logo	1	

## DECAL LOCATION STSD



ITEM	COMM. NO.	DESCRIPTION	QTY	DIMENSIONS/NOTES
1	54568761	Decal, ISO Hot Pressurized Fluid	1	
2	54568779	Decal, ISO Rotating Fan	1	
3	54604962	Radiator Fill	1	
4	54604970	Decal, Oil Fill	1	
5	22524284	Decal, AirSource Wiring	1	
6	54568753	Decal, ISO Combustable Gas	1	
7	36520955	Decal, Warning Crush Area	1	
8	22743769	Decal, 13" Tire Data	1	
9	23241045	Decal, V.I.N.	1	
10	35821883	Decal, Export Only	1	
11	54568803	Decal, ISO Collapsing Jack Stand	1	
12	54604921	Decal, ISO Towing	1	

## DECAL LOCATION CRBSD



DETAIL **A**

ITEM	COMM. NO.	DESCRIPTION	QTY	DIMENSIONS/NOTES
1	54454756	Decal, Caution NO Ether	2	
2	54568779	Decal, ISO Rotating Fan	1	
3	36520955	Decal, Warning Crush Area	1	
4	54625207	Decal, ISO Diesel	1	
5	54568795	Decal, ISO High Pressure Air	1	
6	54629944	Decal, ISO Vertical 3-Part Warning	1	
7	54568787	Decal, ISO Improper Operation	1	
8	54640016	Decal, Engine and Compressor Oil and Service	1	
9	22313928	Decal, C185 Operation	1	

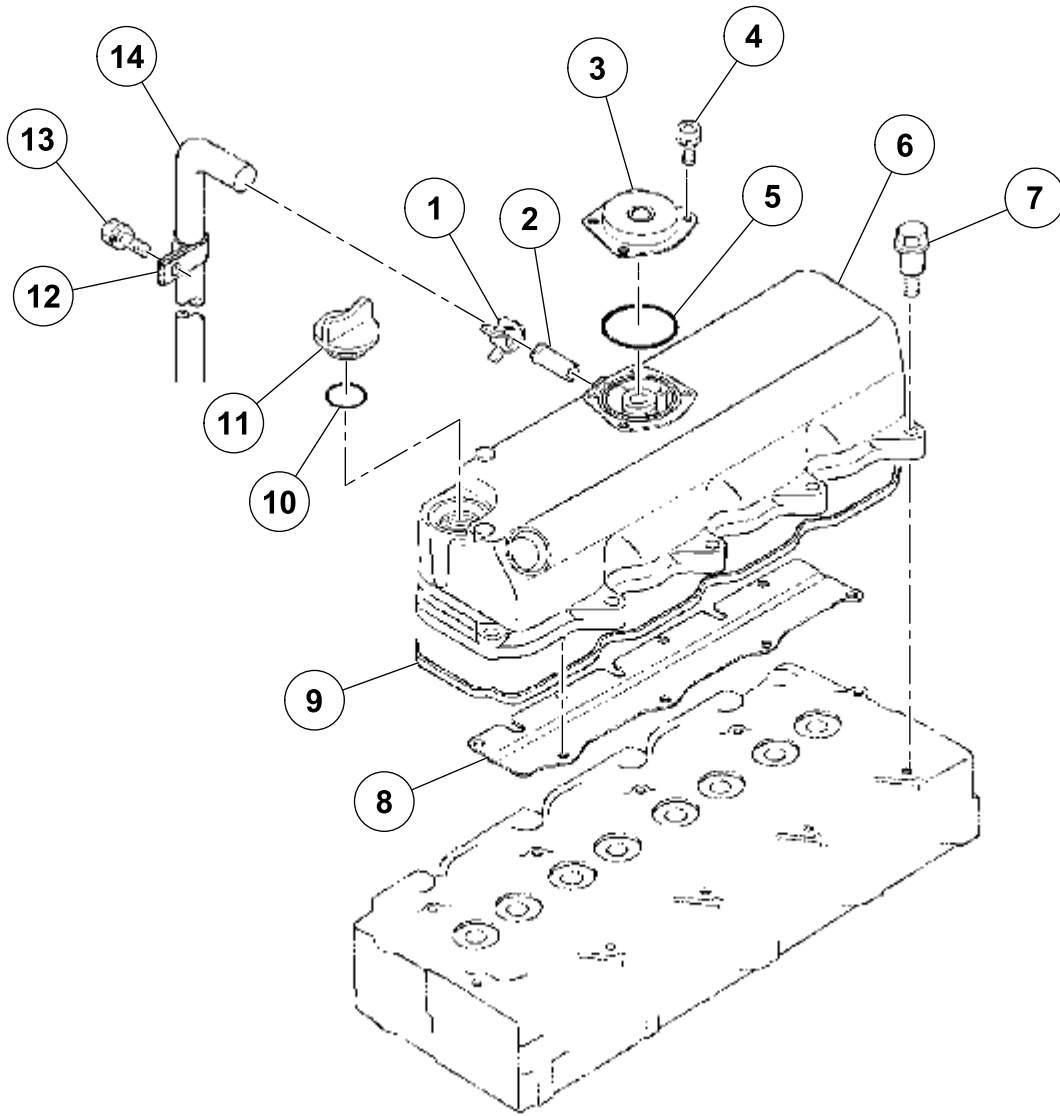






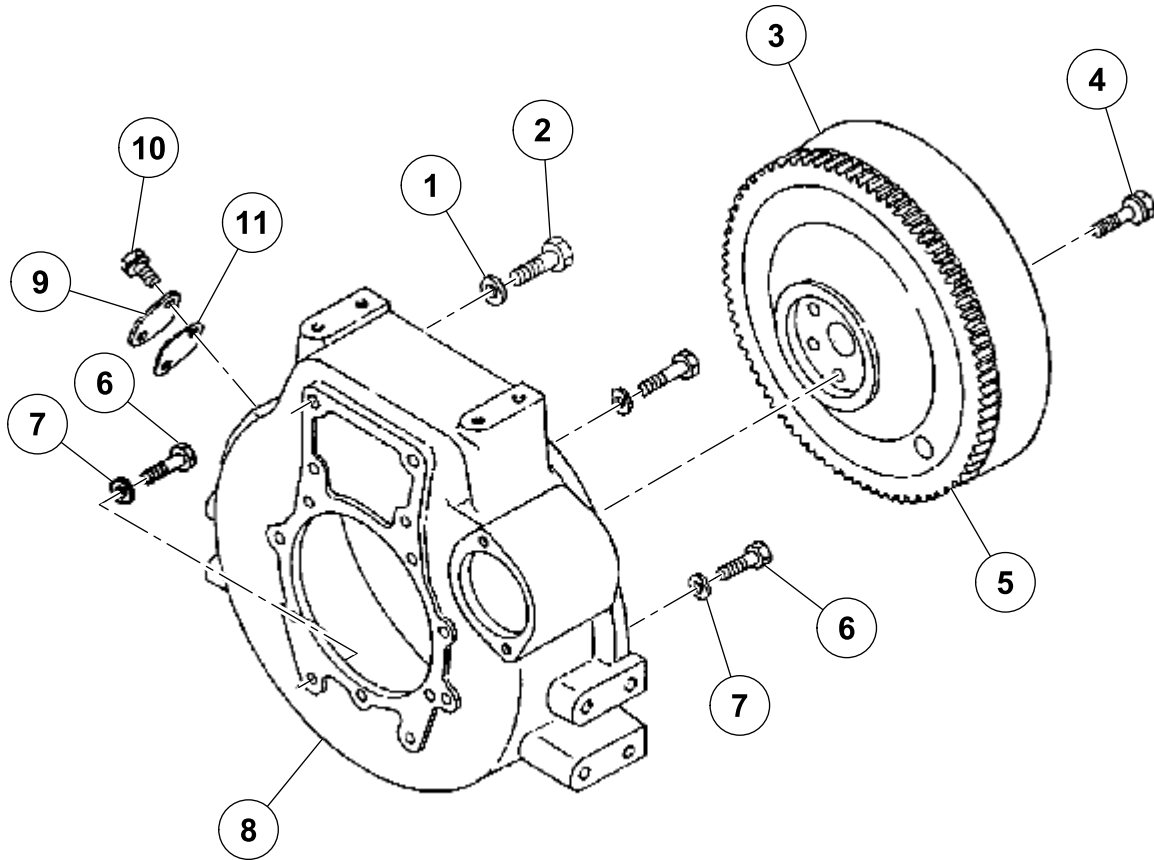
## **Section 5 - ENGINE PARTS**

## VALVE COVER



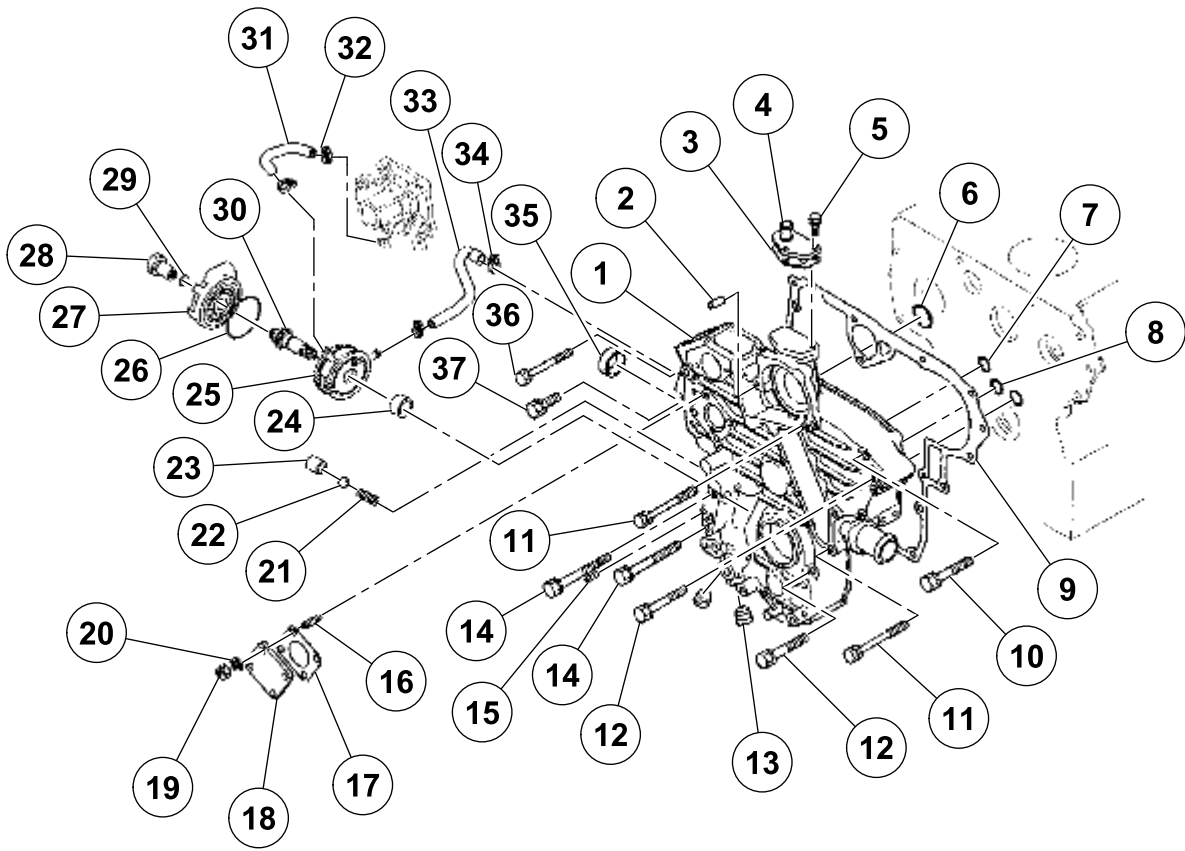
ITEM	COMM. NO.	DESCRIPTION	QTY	DIMENSIONS/NOTES
1	22586382	Clamp, Hose	1	
2	22587612	Pipe, Water Return	1	
3	22595516	Cover, Breather	1	
4	22594576	Screw, with Washer M05 - 0.8 X 10	4	
5	22588933	O-Ring, Breather	1	
6	22588404	Cover Assembly, Cylinder Head Valve	1	Includes items 5 & 8
7	22588909	Bolt	10	
8	22588818	Shield, Breather	1	
9	22568331	Gasket, Valve Cover	1	
10	22567820	O-Ring	1	
11	22567903	Plug, Oil Filler	1	
12	22588099	Clamp, Breather Tube	1	
13	22567788	Bolt, Hex M08 - 1.25 X 22	1	
14	22588941	Tube, Breather	1	

# FLYWHEEL



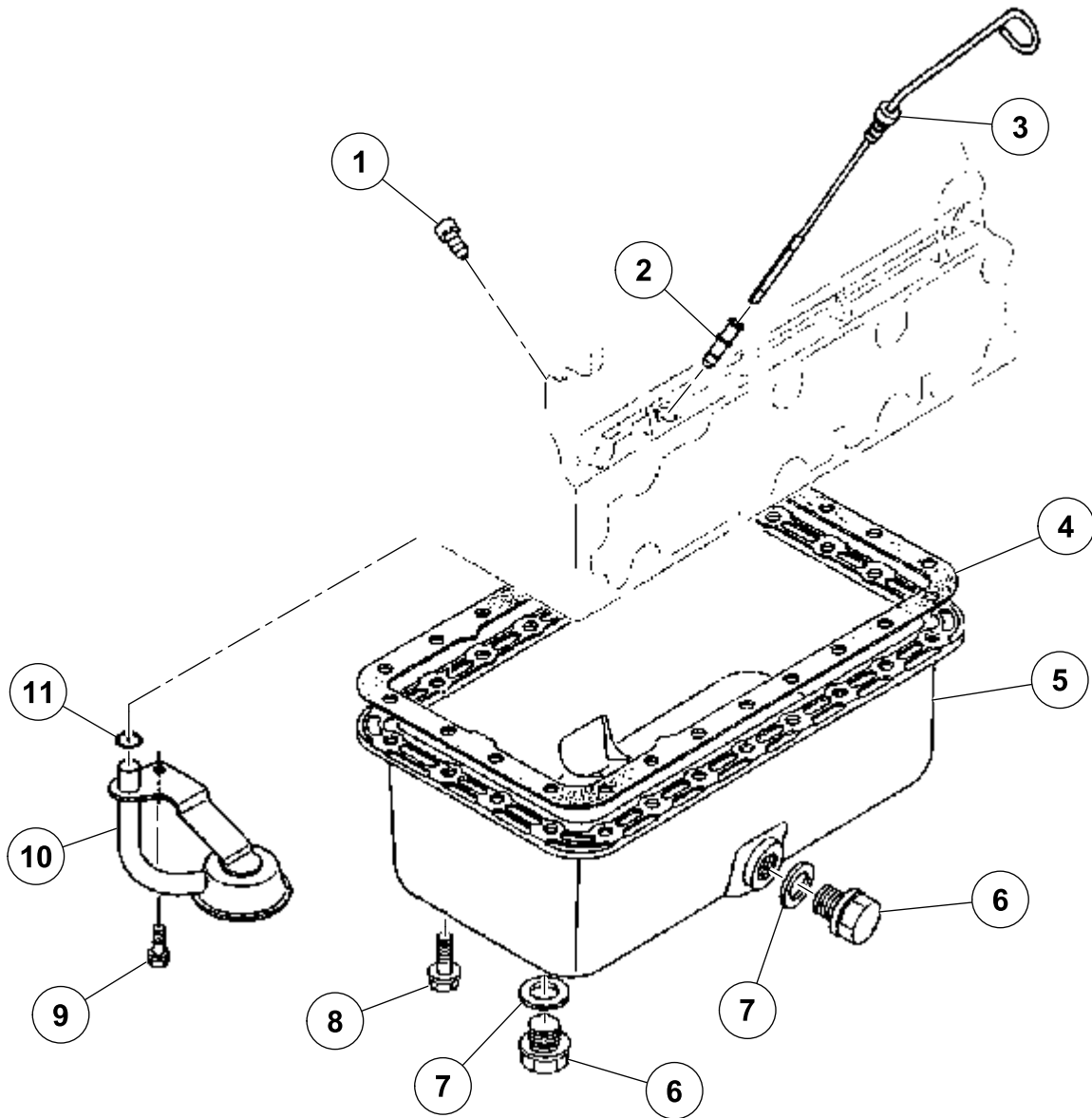
ITEM	COMM. NO.	DESCRIPTION	QTY	DIMENSIONS/NOTES
1	22594659	Washer, Spring Lock	2	
2	22594212	Bolt, M12 - 1.25 X 50	2	
3	22587547	Flywheel Complete	1	
4	22586820	Bolt, Flywheel	6	
5	22595128	Gear, Ring	1	
6	22594204	Bolt, M10 - 1.25 X 32	11	
7	22594642	Washer, Spring Lock	11	
8	22588339	Housing, Flywheel	1	
9	22595102	Cover	1	
10	22594337	Bolt, M08 - 1.25 X 16	2	
11	22595110	Gasket, Cover		

# GEAR CASE



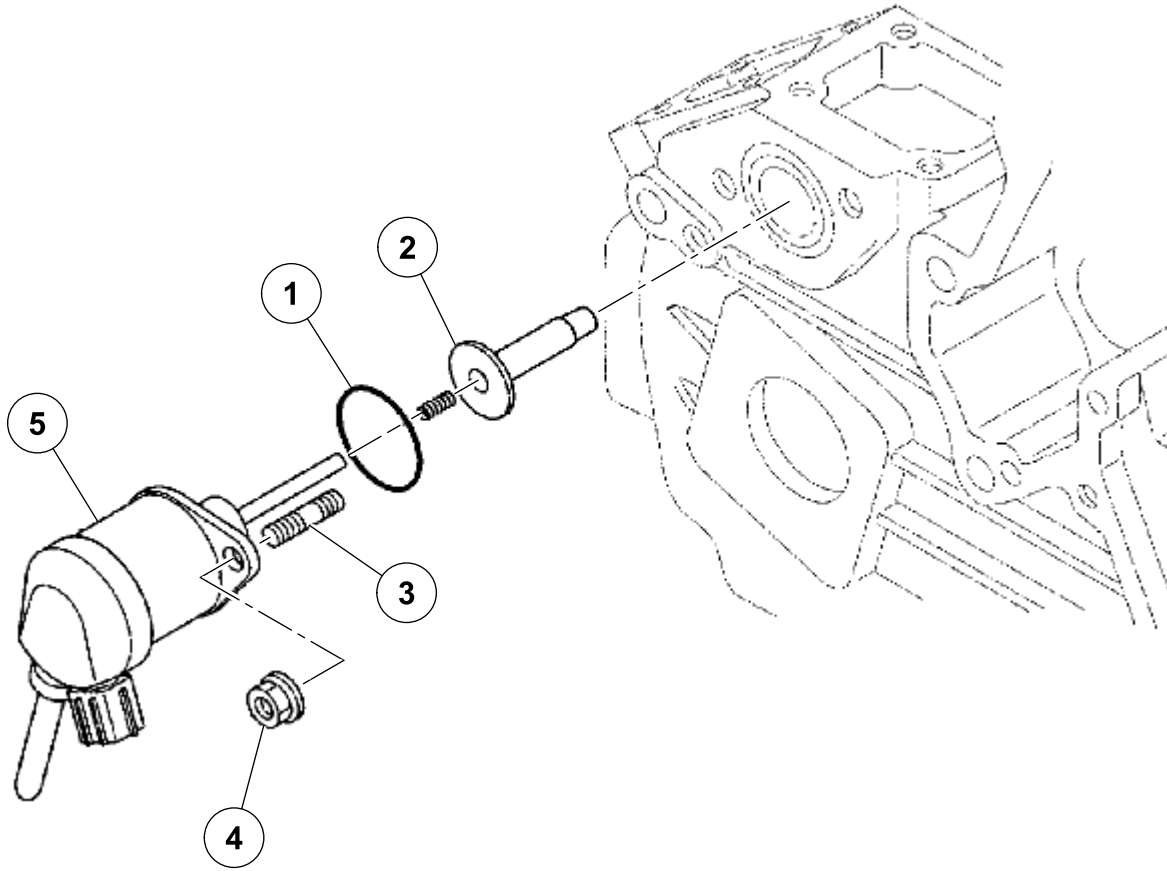
ITEM	COMM. NO.	DESCRIPTION	QTY	DIMENSIONS/NOTES
1	22568380	Gear Case Complete	1	includes item 13
2	22594790	Pin, Straight	2	
3	22587927	Gasket, Return Flange	1	
4	22587018	Flange, Water Return	1	
5	22594162	Bolt, Hex M06 - 1.0 X 20	3	
6	22594758	O-Ring	1	
7	22594725	O-Ring	1	
8	22594741	O-Ring	2	
9	22568067	Gasket, Gear Case	1	
10	22594386	Bolt, Hex M08 - 1.25 X 80	2	
11	22587638	Bolt	2	
12	22594303	Bolt, Hex M08 - 1.25 X 70	7	
13	22587406	Plug	2	
14	22594360	Bolt, Hex M08 - 1.25 X 110	2	
15	22594832	Pin, Spring	1	
16	22586754	Stud	4	
17	22595524	Gasket, Hour Meter	1	
18	22586762	Cover	1	
19	22594493	Nut	4	
20	22594626	Washer, Spring Lock	4	
21	22586770	Spring	1	
22	22586374	Ball	1	
23	22586994	Seat, Valve	1	
24	22588370	Collar	1	
25	22588362	Oil Cooler Assembly	1	
26	22568059	O-Ring	1	
27	22568208	Adapter, Remote Oil Fill	1	
28	22595417	Plug, Oil Filter	1	
29	22567812	O-Ring	1	
30	22588354	Connector	1	
31	22595466	Hose, Oil Cooler	1	
32	22595151	Band, Pipe	3	
33	22595326	Hose, Oil Cooler	1	
34	22586390	Clamp, Hose	1	
35	22595029	Cap, Sealing	1	
36	22587620	Bolt	1	
37	22594279	Bolt, Hex M08 - 1.25 X 35	1	

## OIL PAN



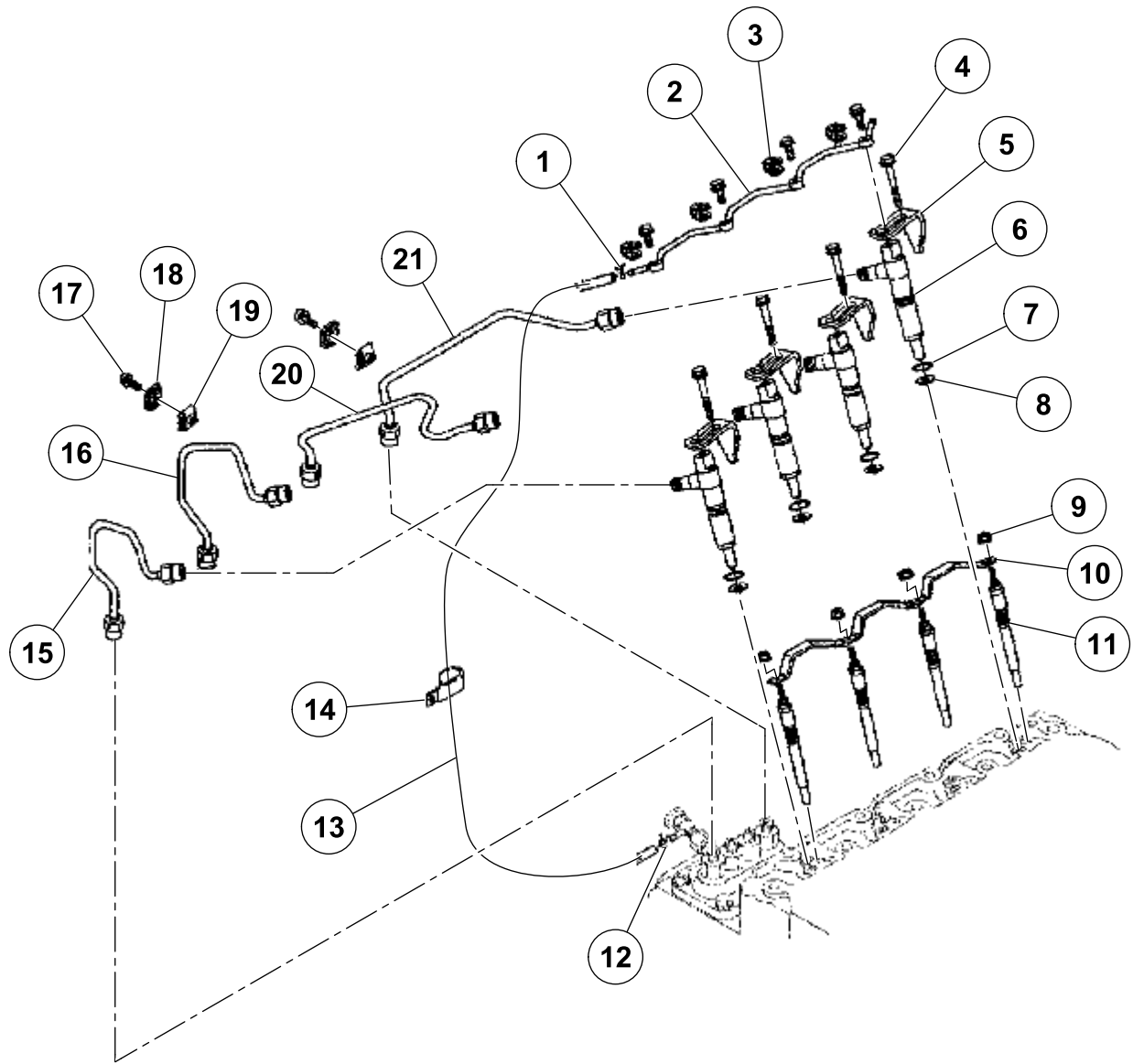
ITEM	COMM. NO.	DESCRIPTION	QTY	DIMENSIONS/NOTES
1	22568224	Plug, Dipstick Hole	1	
2	22568026	Guide, Dipstick	1	
3	22568232	Dipstick	1	
4	22568240	Gasket, Oil Pan	1	
5	22587653	Oil Pan	1	
6	22567887	Plug, Drain	2	
7	22567861	Gasket, Oil Plug	2	
8	22568000	Bolt, Flange	24	
9	22594311	Bolt	1	
10	22588644	Sump, Oil	1	
11	22594733	O-Ring	1	

# ENGINE STOP SOLENOID



ITEM	COMM. NO.	DESCRIPTION	QTY	DIMENSIONS/NOTES
1	22594717	O-Ring	1	
2	22568075	Guide Assembly, Solenoid	1	
3	22586754	Stud	2	
4	22594568	Nut, Flange	2	
5	22568091	Solenoid Assembly	1	

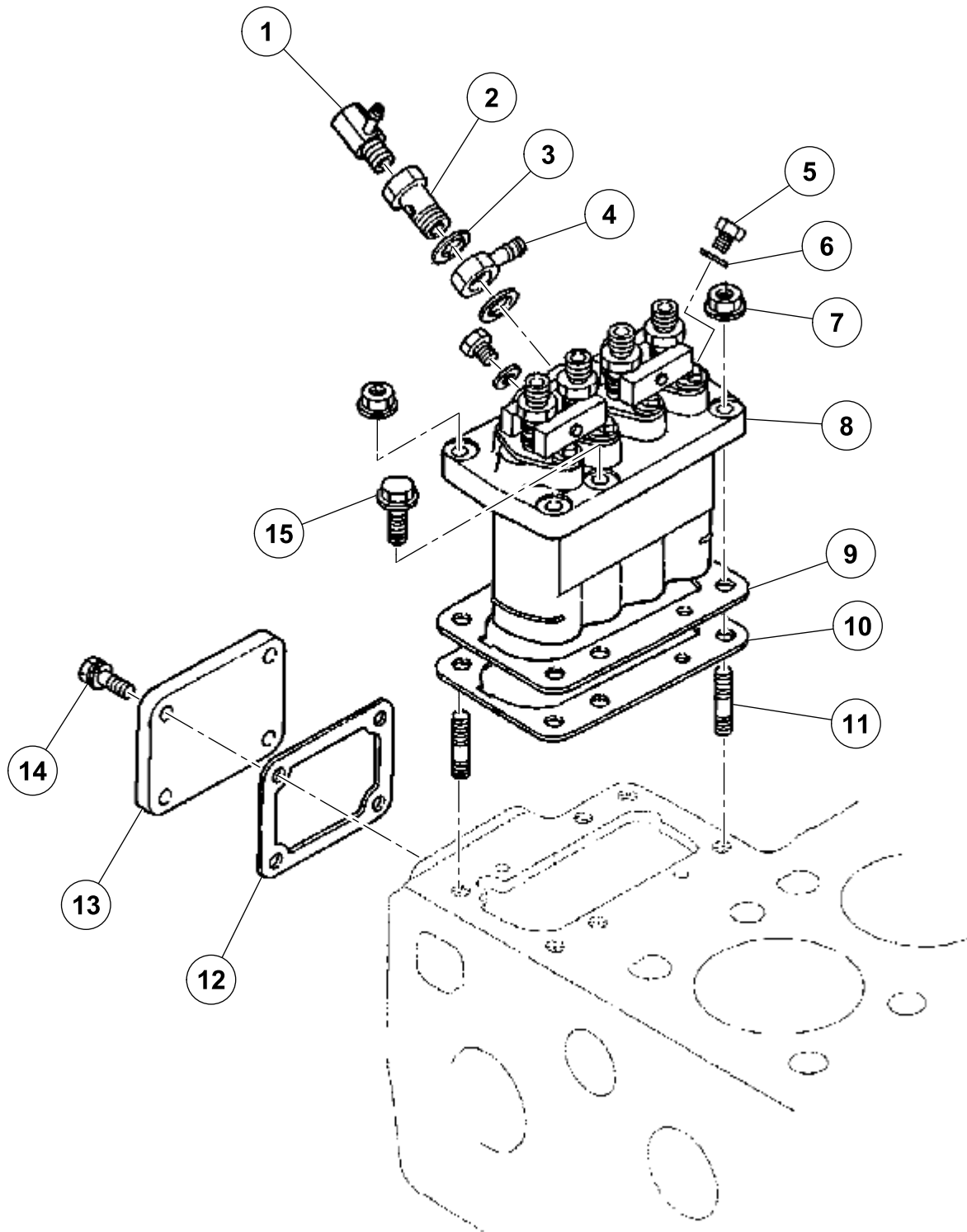
# FUEL LINES and GLOW PLUGS





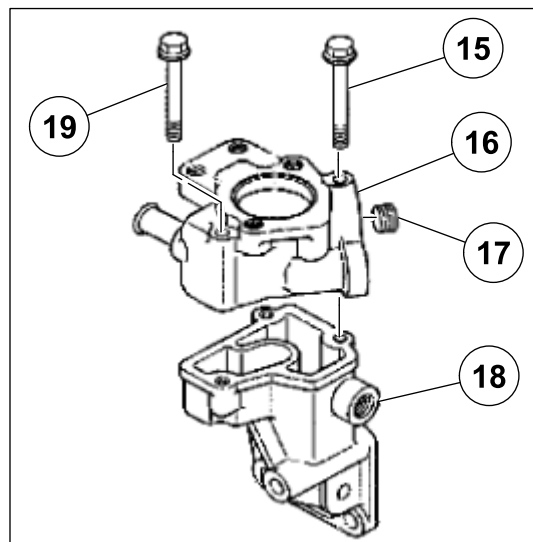
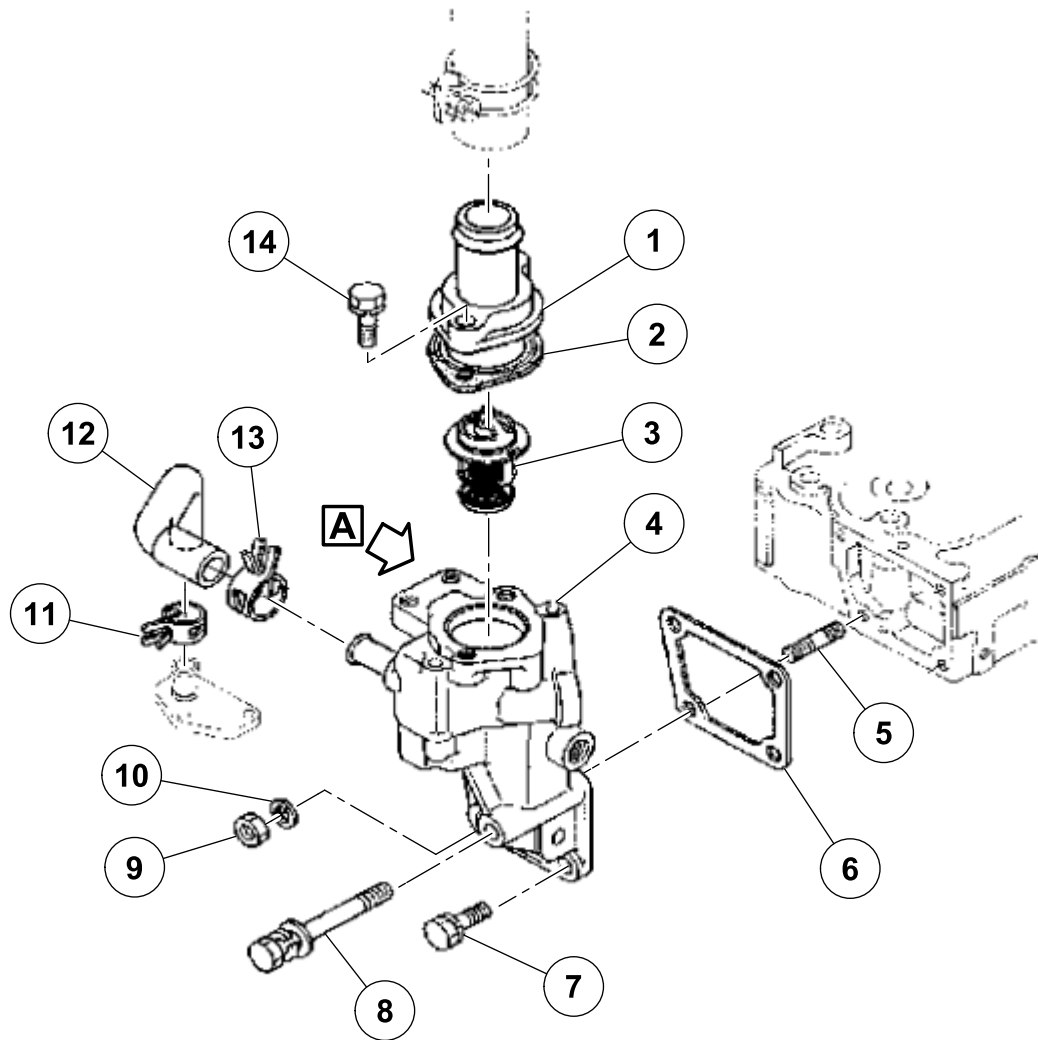
ITEM	COMM. NO.	DESCRIPTION	QTY	DIMENSIONS/NOTES
1	22586424	Clamp, Pipe	1	
2	22588834	Pipe Assembly, Over Flow	1	
3	22568166	Gasket, Fuel Return Eye Joint	4	
4	22588842	Bolt, Clamp	4	
5	22588859	Clamp, Nozzle	4	
6	22568364	Holder Assembly, Nozzle	4	
7	22594709	O-Ring	4	
8	22567838	Gasket, Injector Nozzle	4	
9	22594550	Nut, Flange	4	
10	22595573	Cord, Glow Plug	1	
11	22568349	Glow Plug	4	
12	22586481	Clamp, Pipe	1	
13	22587604	Pipe Assembly, Over Flow	1	Includes items 1 & 12
14	22586788	Clamp, Cord	1	
15	22595474	Pipe, Injection	1	
16	22588396	Pipe, Injection	1	
17	22594584	Screw, with Washer M05 - 0.8 X 20	4	
18	22587216	Clamp, Pipe	2	
19	22587208	Clamp, Pipe	2	
20	22588529	Pipe, Injection	1	
21	22595540	Pipe, Injection	1	

# INJECTION PUMP



ITEM	COMM. NO.	DESCRIPTION	QTY	DIMENSIONS/NOTES
1	22595375	Orifice	1	
2	22587448	Bolt, Joint	1	
3	22586853	Gasket	2	
4	22586457	Joint, Eye	1	
5	22586846	Screw, Air Bleeder	2	
6	22586861	Gasket	2	
7	22594543	Nut, Flange	2	
8	22568356	Injection Pump Assembly	1	
9	22587661	Shim, Injection Pump	1	t=0.20mm
	22587679	Shim, Injection Pump	1	t=0.25mm
10	22587687	Shim, Injection Pump	1	t=0.30mm
	22588495	Shim, Injection Pump	1	t=0.35mm
11	22567853	Stud	2	
12	22568414	Gasket, Pump Cover	1	
13	22588008	Cover, Injection Pump	1	
14	22594139	Bolt, Hex M06 - 1.0 X 16	4	
15	22594451	Bolt, Hex Flange M08 - 1.25 X 20	3	

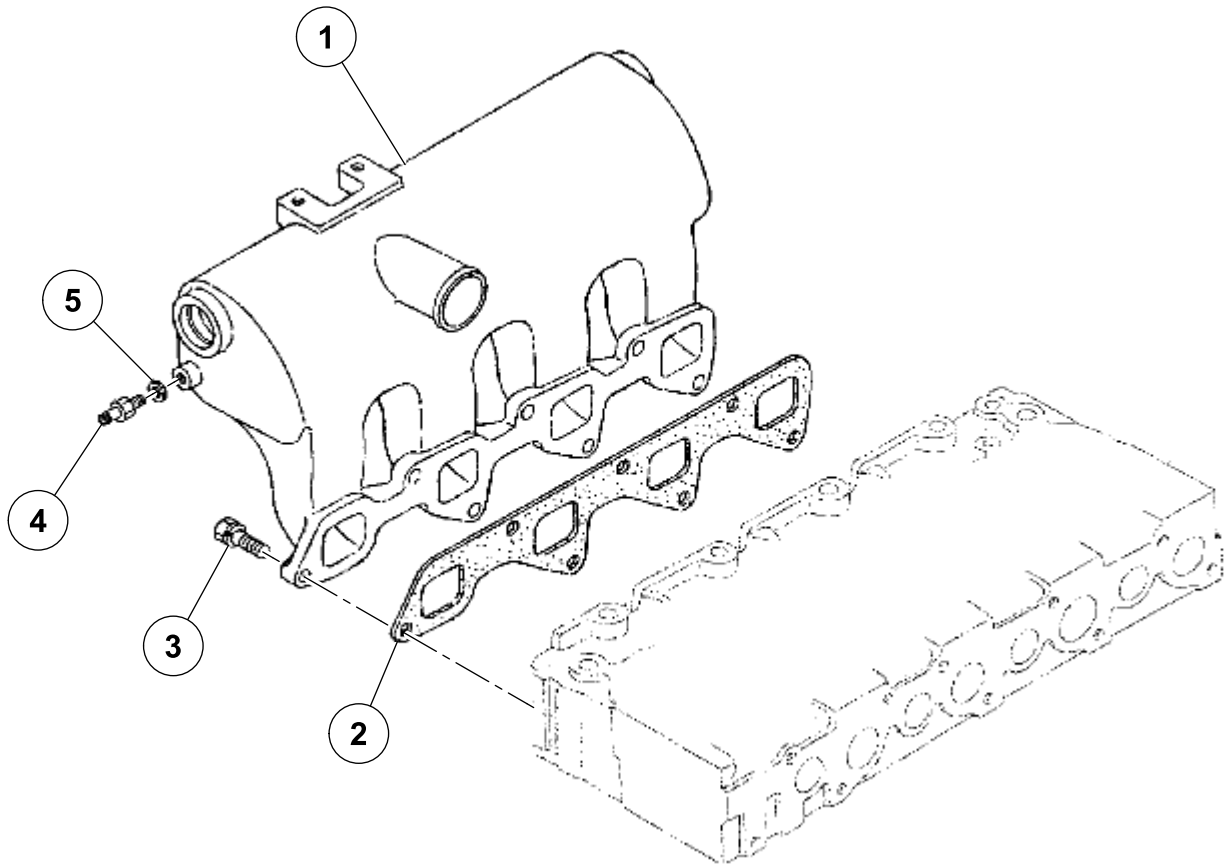
# THERMOSTAT HOUSING



DETAIL **A**

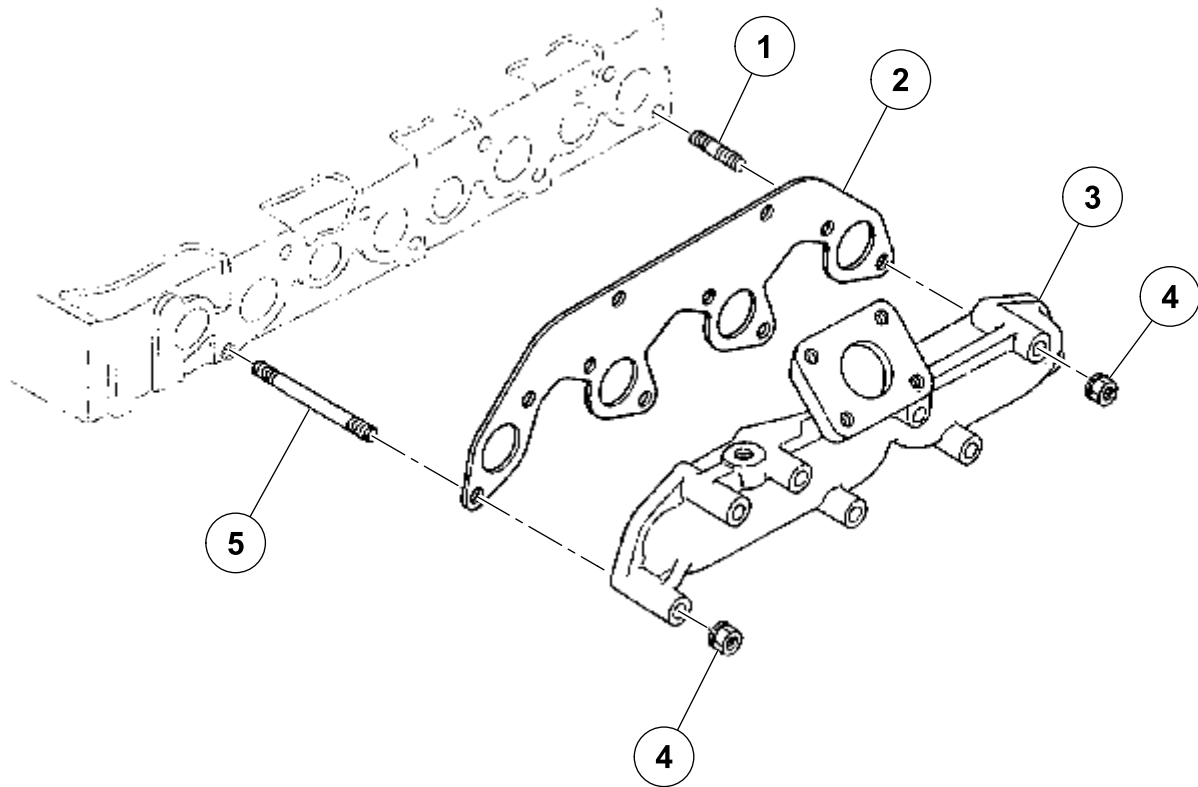
ITEM	COMM. NO.	DESCRIPTION	QTY	DIMENSIONS/NOTES
1	22586838	Cover, Thermostat	1	
2	22567911	Gasket, Thermostat	1	
3	22568372	Thermostat	1	
4	22588560	Flange Assembly, Water	1	
5	22567853	Stud	1	
6	22568109	Gasket, Thermostat Housing	1	
7	22567788	Bolt, Hex M08 - 1.25 X 22	2	
8	22587950	Bolt	1	
9	22594519	Nut	1	
10	22594634	Washer, Spring Lock	1	
11	22586390	Clamp, Hose	1	
12	22568117	Pipe, Water Return	1	
13	22586408	Clamp, Hose	1	
14	22594279	Bolt, M08 - 1.25 X 35	2	
15	22626469	Bolt, Flange M06-1.0 X 65	1	
16	22626444	Housing, Upper Thermostat	1	
17	22626477	Plug	1	
18	22626436	Housing, Lower Thermostat	1	
19	22626451	Bolt, Flange M06 - 1.0 X 60	2	

# INTAKE MANIFOLD



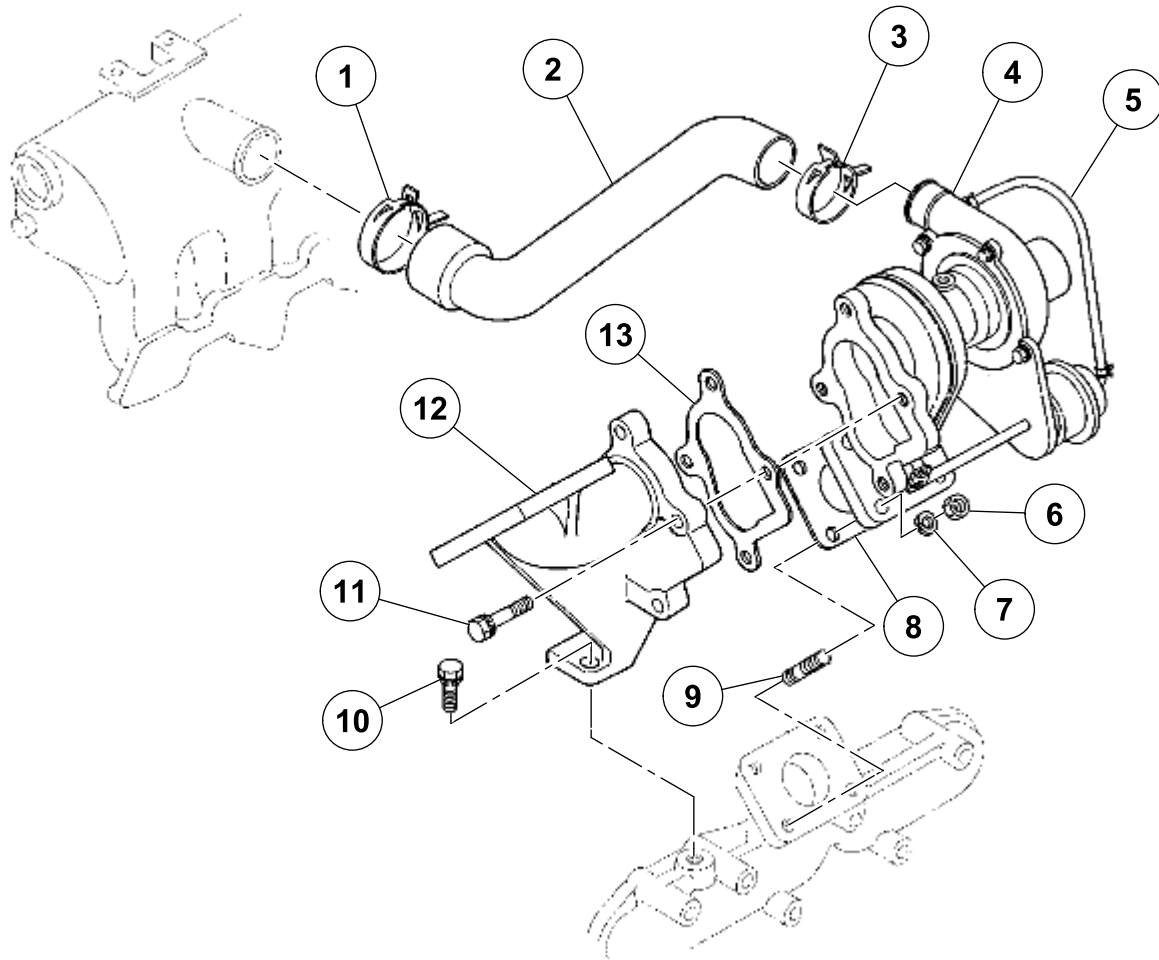
ITEM	COMM. NO.	DESCRIPTION	QTY	DIMENSIONS/NOTES
1	22588974	Manifold Assembly, Intake	1	
2	22568281	Gasket, Intake Manifold	1	
3	22567788	Bolt, Hex	6	L=22
4	22595136	Screw, Air Bleeder	1	
5	22587091	Gasket	1	

## EXHAUST MANIFOLD



ITEM	COMM. NO.	DESCRIPTION	QTY	DIMENSIONS/NOTES
1	22567895	Stud	7	
2	22567994	Gasket, Exhaust Manifold	1	
3	22588982	Manifold, Exhaust	1	
4	22567952	Nut	8	
5	22567853	Stud	1	

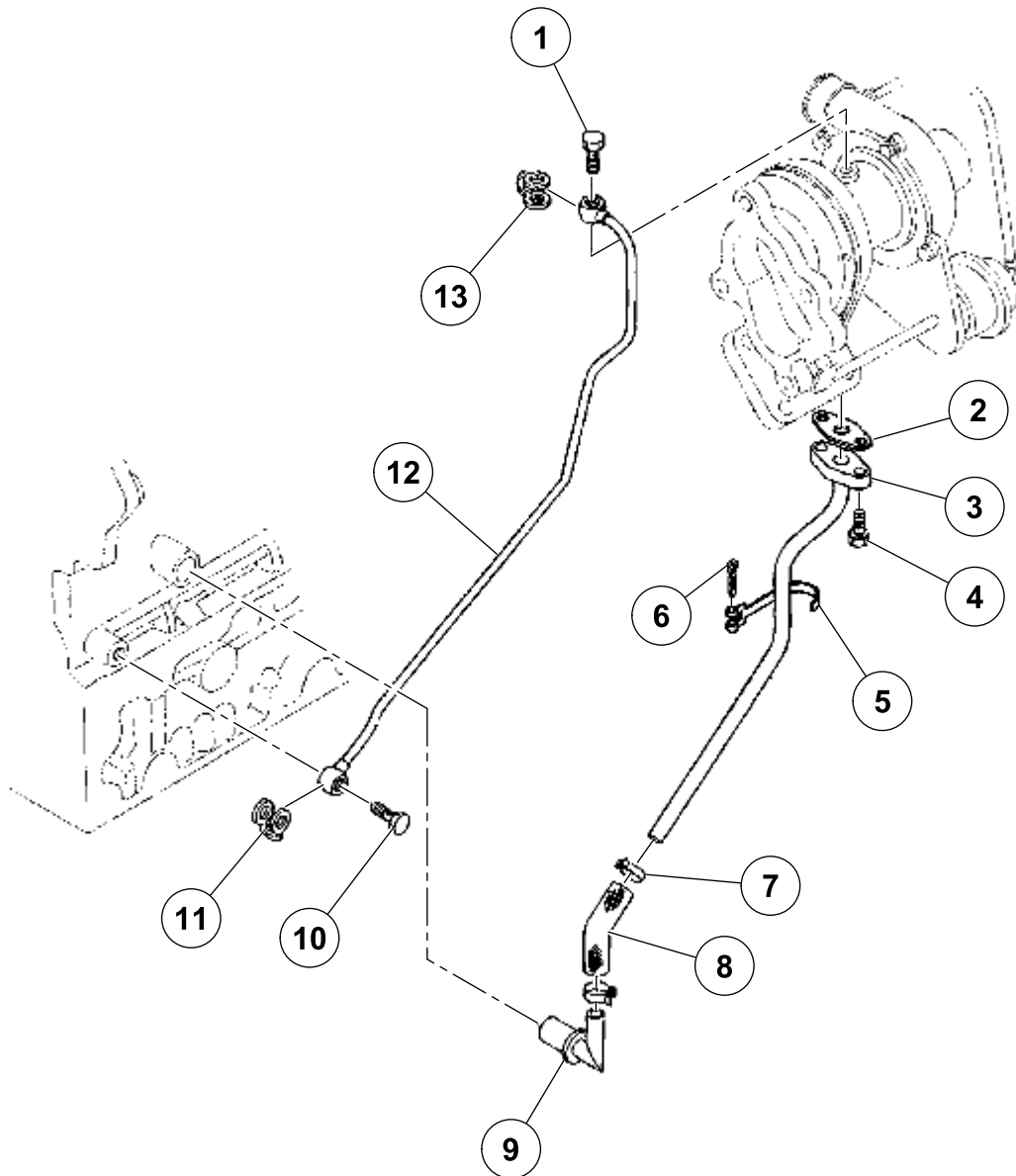
# TURBOCHARGER





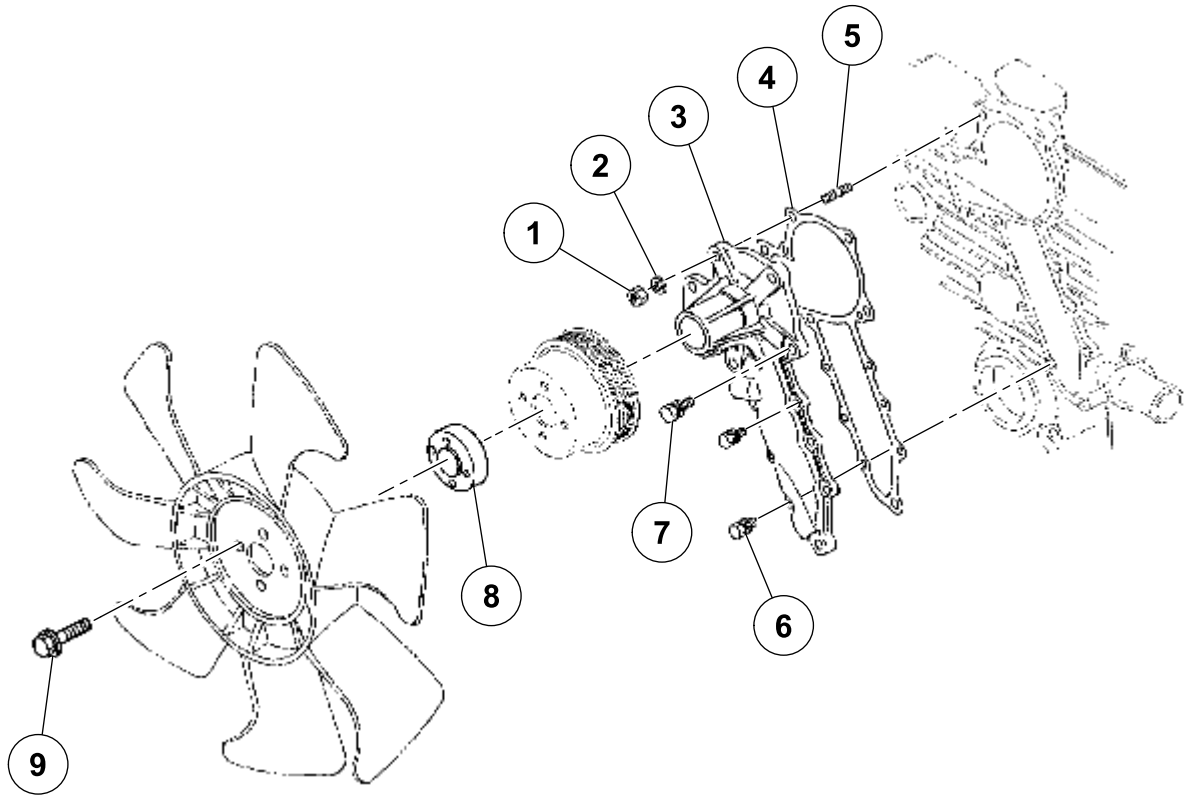
ITEM	COMM. NO.	DESCRIPTION	QTY	DIMENSIONS/NOTES
1	22587398	Band, Pipe	1	Included w/ Item 4
2	22588958	Hose, Inlet	1	
3	22588966	Clamp, Hose	1	
4	22567879	Assembly Turbocharger	1	
5	22589030	Assembly Hose	1	
6	22594519	Nut	4	
7	22594626	Washer, Spring	4	
8	22567960	Gasket, Turbo-Exhaust Manifold	1	
9	22594410	Stud	4	
10	22588925	Bolt	1	
11	22594261	Bolt	4	
12	22588990	Flange, Muffler	1	
13	22567978	Gasket, Turbo-Muffler Flange	1	

# TURBOCHARGER OIL PIPING



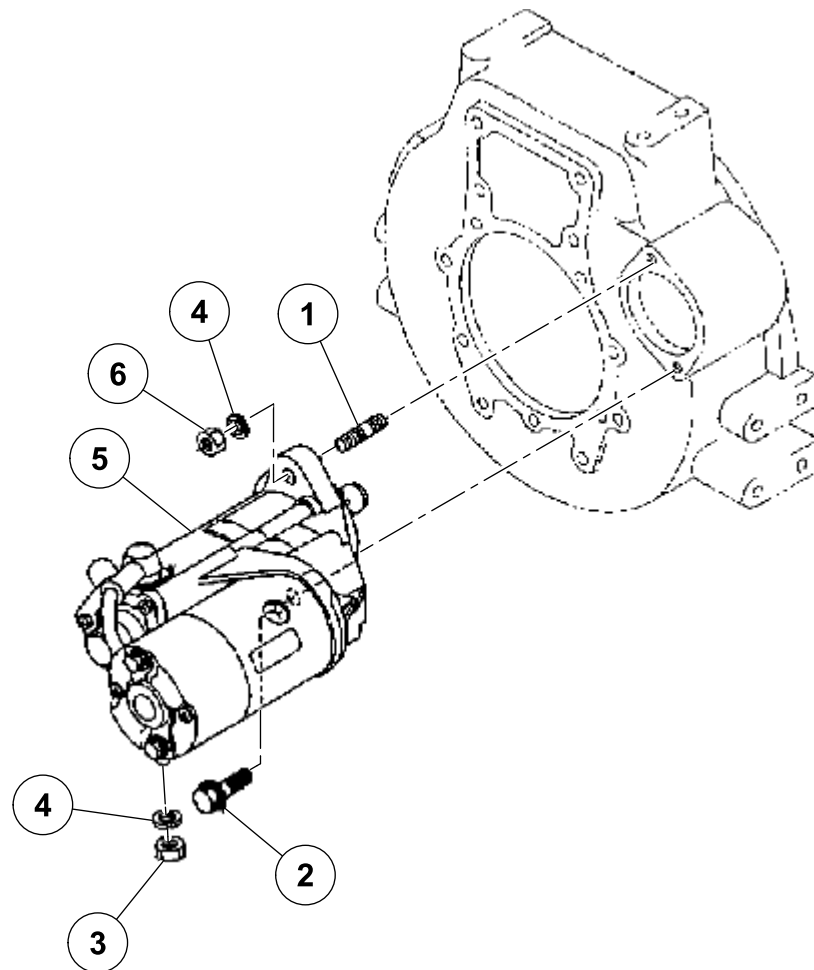
ITEM	COMM. NO.	DESCRIPTION	QTY	DIMENSIONS/NOTES
1	22595755	Bolt, Eye Joint	1	
2	22595367	Gasket	1	
3	22595722	Pipe, Turbo Return Oil	1	
4	22594154	Bolt, Hex M06 - 1.0 X 18	2	
5	22595318	Clamp, Pipe	1	
6	22595805	Pin, Band	1	
7	22586382	Clamp, Hose	2	
8	22595730	Tube, Oil	1	
9	22595300	Pipe, Oil	1	
10	22586945	Bolt, Eye Joint	1	
11	22595458	Gasket, Fuel Return Eye Joint	1	
12	22589154	Pipe, Engine-Turbo Oil	1	
13	22568166	Gasket, Fuel Return Eye Joint	1	

# WATERPUMP



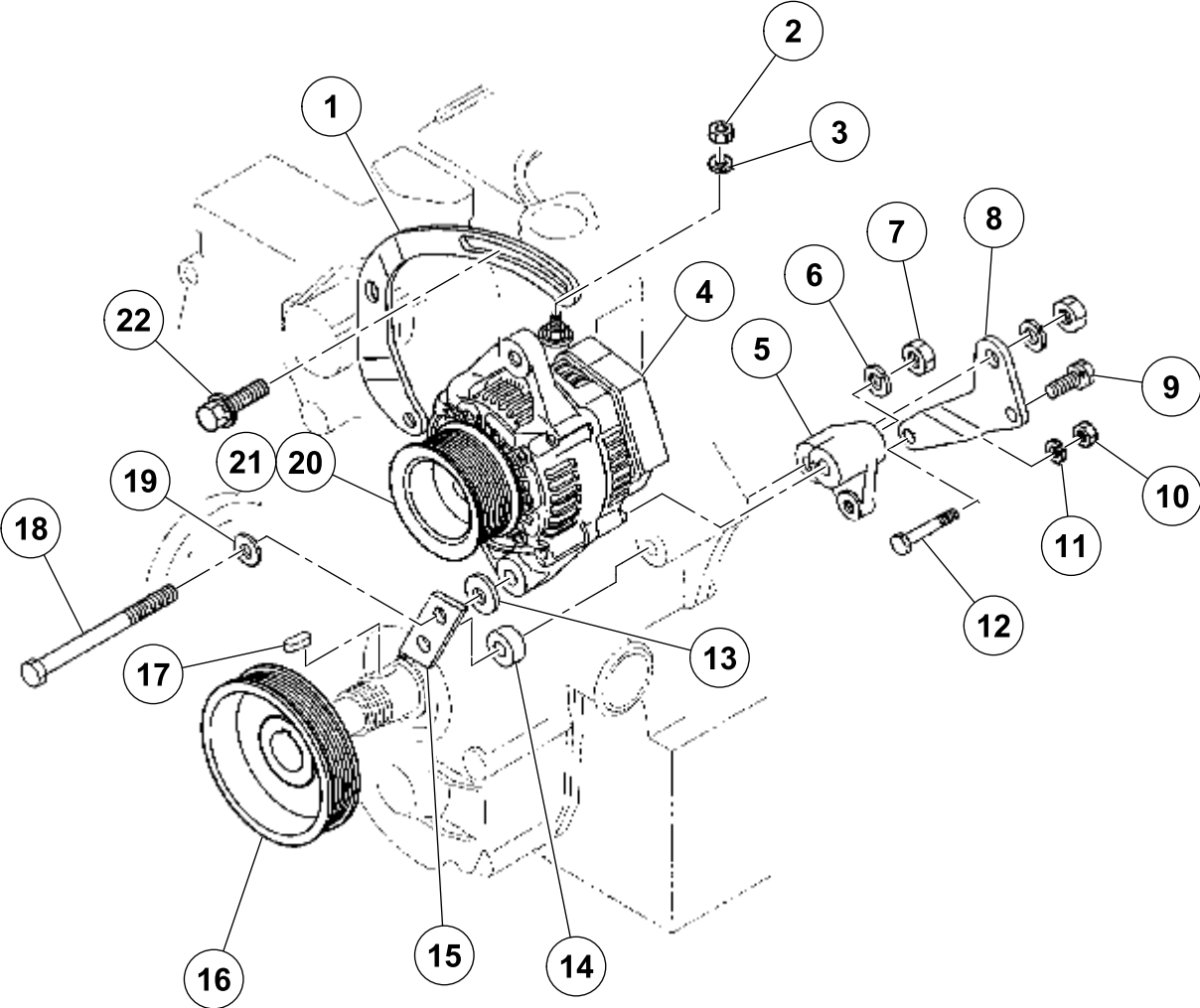
ITEM	COMM. NO.	DESCRIPTION	QTY	DIMENSIONS/NOTES
1	22594519	Nut	1	
2	22594634	Washer, Spring Lock	1	
3	22568216	Pump Assembly, Water	1	
4	22568133	Gasket, Water Pump	1	
5	22594436	Stud	1	
6	22594154	Bolt, Hex M06 - 1.0 X 18	6	
7	22594253	Bolt, Hex M08 - 1.25 X 28	2	
8	22568174	Spacer, Fan	1	
9	22567804	Bolt, Hex Flange M08 - 1.25 X 55	4	

# STARTER



ITEM	COMM. NO.	DESCRIPTION	QTY	DIMENSIONS/NOTES
1	22594428	Stud	1	
2	22594352	Bolt	1	
3	22594501	Nut	1	
4	22594642	Washer, Spring Lock	2	
5	22496939	Starter Assembly	1	
6	22594527	Nut	1	

ALTERNATOR and PULLEY



ITEM	COMM. NO.	DESCRIPTION	QTY	DIMENSIONS/NOTES
1	22595433	Stay, Dynamo	1	
2	22594519	Nut, Hex M08 - 1.25	1	
3	22594634	Washer, Spring Lock	1	
4	22568182	Alternator	1	
5	22595425	Support, Alternator	1	
6	22594642	Washer, Spring Lock	2	
7	22594527	Nut, Hex M10 - 1.25	2	
8	22595250	Support, Alternator	1	
9	22594246	Bolt, Hex M08 - 1.25 X 20	1	
10	22594493	Nut, Hex M06 - 1.0	1	
11	22594626	Washer, Spring Lock	1	
12	22595276	Bolt	1	
13	22595821	Shim	1	
14	22595839	Collar	1	
15	22595268	Stay	1	
16	22567937	Pulley, Fan Drive	1	
17	22594865	Key, Feather	1	
18	22594394	Bolt, Hex M10 - 1.5 X 120	2	
19	22594618	Washer, Plain	2	
20	22595391	Pulley, Alternator	1	
21	22595169	Nut	1	
22	22594345	Bolt, Hex M08 - 1.25 X 30	1	







## **Section 6 - RECOMMENDED SERVICE PARTS**

QTY	COMM. NO.	DESCRIPTION	DIMENSIONS/NOTES
1	46625802	Element, Main	Air Intake
1	39322284	Seal, Lip M48.12	Airend
1	46553557	O-Ring, 4-1/2" ID X 1/8"	Airend
1	46492971	Coupling, Element	Airend
1	22823199	Switch, Temperature 248 Deg	Airend / Discharge
1	46650102	Element, Oil Filter w/Bypass	Airend / Lubrication
1	95022307	O-Ring, 2-5/8" ID X 9/64"	Airend / Lubrication
1	22195820	Element, OTBV	Airend / Lubrication
1	36788172	Seal, U-Type	Airend / Lubrication
1	35609874	Washer, Snubber, 21/32" ID X 3" OD	Airend / Mounting
1	54471057	Isolator, Rubber	Airend / Mounting
1	35290113	Screw, Hex, M16 - 2.0 X 75	Airend / Mounting
1	35327212	Washer, Snubber , 5/8" ID X 2-1/2" OD	Airend / Mounting
1	36840437	Valve, Check 0.062" Orifice	Airend / Regulation
1	36886992	Valve, Check 0.078" Orifice	Airend / Regulation
1	35322379	Valve, Blowdown	Airend / Regulation
1	43213388	Muffler, 0.093" Orifice	Airend / Regulation
1	36757573	Switch, Pressure 20PSI NC	Airend / Regulation
1	36896892	Valve, Pressure Regulator 1/4" NPT, 200 PSI	Airend / Regulation
1	36766756	Muffler, Orifice, 0.140"	Airend / Regulation
1	46651548	Valve, Two-Way Start/Run, 1/4" - 18 NPT	Airend / Regulation
1	95058053	O-Ring, 5" ID X 1/8"	Airend / Unloader
1	35379817	Cap, Spring	Airend / Unloader
1	35376342	Spring, Unloader	Airend / Unloader
1	35376334	Spring, Coil	Airend / Unloader
1	35376359	Seal, U-Type	Airend / Unloader
2	35391127	Seal, Grease	Axle Assembly
2	35361864	Bearing	Axle Assembly
2	35361872	Cup, Bearing	Axle Assembly
10	35361898	Stud, Wheel	Axle Assembly
10	35315274	Nut, Wheel	Axle Assembly
2	35315191	Cup, Outer Bearing	Axle Assembly
2	35315183	Cone, Outer Bearing	Axle Assembly
2	35315209	Spindle, Washer	Axle Assembly
2	35315217	Nut, Hex, Spindle	Axle Assembly
2	35315225	Pin, Cotter	Axle Assembly
2	35391101	Cap, Grease Dust	Axle Assembly
4	35221662	Clamp, Hose, 1-25/32" ID	Cooling / Radiator
1	22494660	Hose, Radiator, Top	Cooling / Radiator
2	22494678	Hose, Radiator, Bottom	Cooling / Radiator
1	36769560	Cap, Radiator 14 PSI	Cooling / Radiator
1	36923415	Jack Assembly	Drawbar
1	22586168	Tube, Jack Mount	Drawbar
1	22780985	Hourmeter, Digital	Electrical / Operator Panel
1	22127385	Switch, 4-Pole Start	Electrical / Operator Panel
1	22134118	Knob	Electrical / Operator Panel
1	36793651	Fuse, 25A ATC Blade	Electrical / Fuse

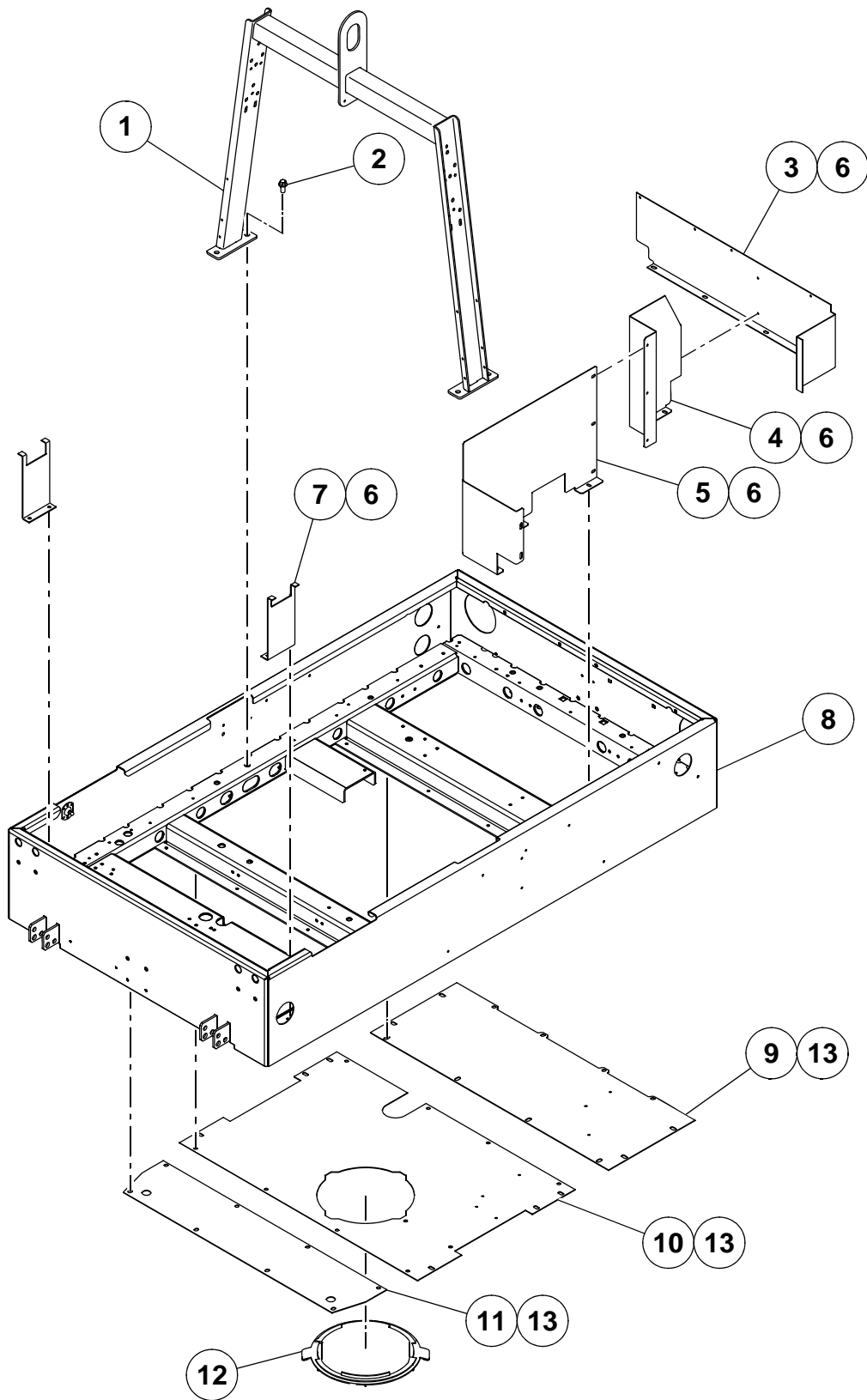
QTY	COMM. NO.	DESCRIPTION	DIMENSIONS/NOTES
1	22511505	Relay, 70 Amp 12VDC SPST	Electrical / Relay
1	46666988	Relay, 12V 40AMP Weather Sealed	Electrical / Relay
2	46491577	Spring, Gas	Enclosure
2	46490322	Stud, Ball	Enclosure
1	92923531	Latch	Enclosure
1	22556120	Belt, Fan	Engine
1	22496905	Filter, Oil	Engine
1	22568232	Dipstick, Engine	Engine
1	22567903	Plug, Oil Filler	Engine
1	22567887	Plug, Drain	Engine
1	22567861	Gasket, Oil Plug	Engine
1	36878379	Switch, Pressure 12 PSI N/O	Engine
1	36868479	Switch, Water Temperature	Engine
1	22568372	Thermostat	Engine / Cooling
1	22567911	Gasket, Thermostat	Engine / Cooling
1	22568398	Pump, Fuel	Engine / Fuel
1	36845493	Filter, Fuel 0.7mm Media	Engine / Fuel
1	22528228	Filter, Fuel	Engine / Fuel
1	46592220	Cap, Fuel	Engine / Fuel
1	22568091	Solenoid, Fuel	Engine / Fuel
1	22594717	O-Ring	Engine / Fuel
2	96747225	Screw, Locking, M12 - 1.75 X 70	Engine / Mounting
2	54429295	Washer, Snubber, 1/2" ID	Engine / Mounting
2	54439062	Isolator	Engine / Mounting
1	46551826	Pipe, Exhaust Tail	Exhaust
3	35209048	Clamp, Saddle	Exhaust
1	95929782	Nut, Hex 5/16'-18	Exhaust
1	23345960	Cap, Rain	Exhaust
1	35706761	Gauge, Discharge Pressure	Service Air
1	36921377	Nozzle, Sonic, 0.395 Orifice	Service Air / Discharge Pipe
1	46652735	Element, Separator	Service Air / Oil Separator
1	35596436	Switch, Temperature 248 Deg	Service Air / Oil Separator
1	39404165	O-Ring, Viton	Service Air / Oil Separator
1	22685481	Elbow, 90°, Compression	Service Air / Separator Tank
1	22685515	Tube	Service Air / Separator Tank
1	22685507	Insert, Tube 1/4" OD X 3/4"	Service Air / Separator Tank
1	22685499	Elbow, 90°, Compression	Service Air / Separator Tank
1	36920254	Valve, Pressure Relief	Service Air / Separator Tank
1	35579630	Plug, Oil Filter	Service Air / Separator Tank
1	36899698	Fluid, Pro Tec Compressor (1 gal)	Fluid
1	54480918	Fluid, Pro Tec Engine (1 gal)	Fluid
	46668088	Kit, 500 HR Maintenance	
	46668087	Kit, 1000 HR Maintenance	





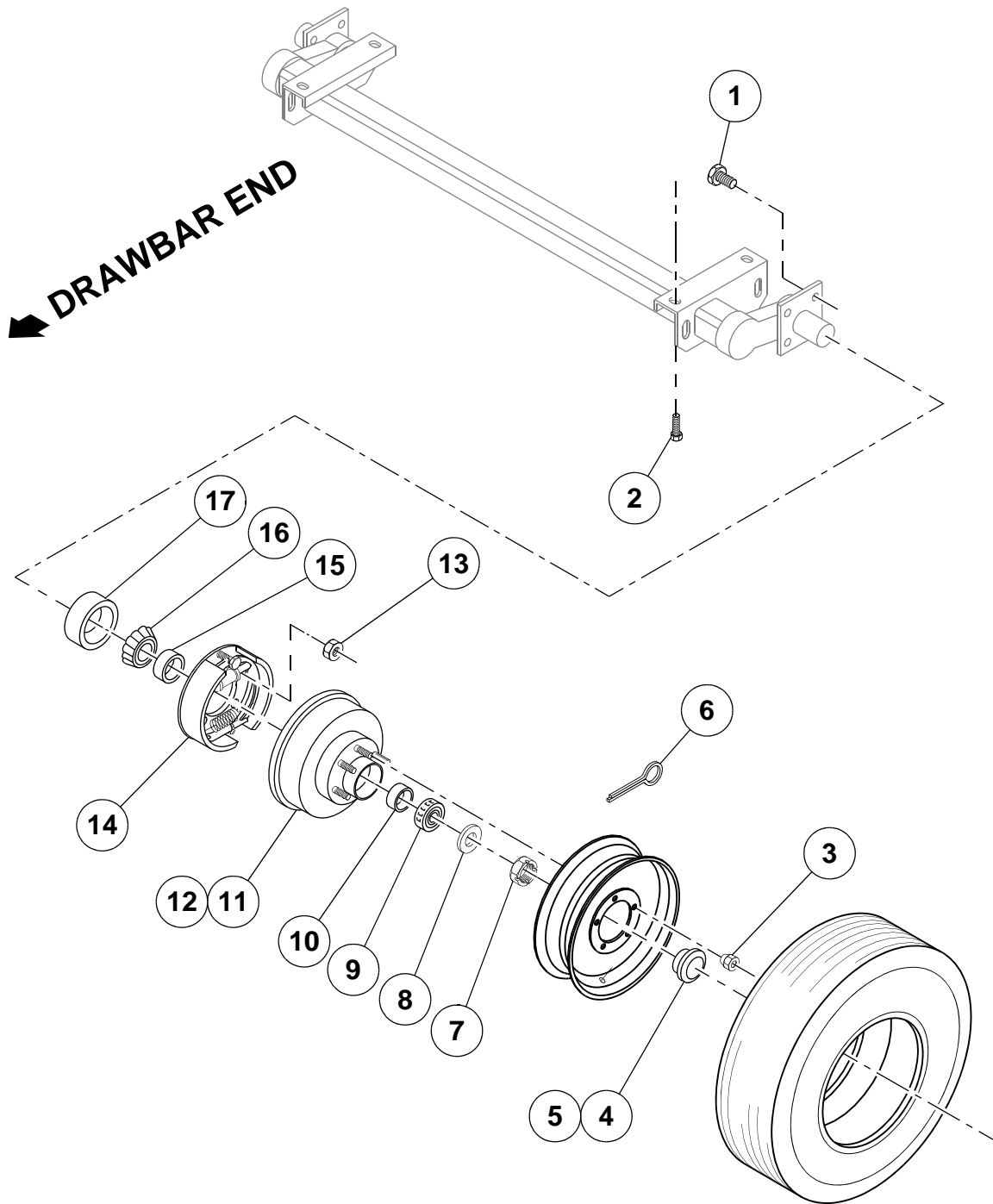
## **Section 7 - OPTION PARTS**

# FRAME and LIFTING BAIL



ITEM	COMM. NO.	DESCRIPTION	QTY	DIMENSIONS/NOTES
1	46632499SB	Bail, Lift	1	
2	36879492	Screw, Hex Flange Head M12-1.75 X 30	4	
3	46678735	Panel, Toolbox Rear	1	
4	46678807	Panel, Toolbox	1	
5	46678804	Panel, Toolbox	1	
6	36797652	Screw, Tapping M06-1.0 X 12 Tan	26	
7	46679126	Guard, Light	2	
8	46619414SB	Frame	1	
9	46491940GB	Panel, Belly Pan Rear	1	
10	46491932GB	Panel, Belly Pan Center	1	
11	46625340GB	Panel, Belly Pan Front	1	
12	36880623	Cover, Flexible	1	
13	35279025	Screw, Tapping M08-1.25 X 20	32	

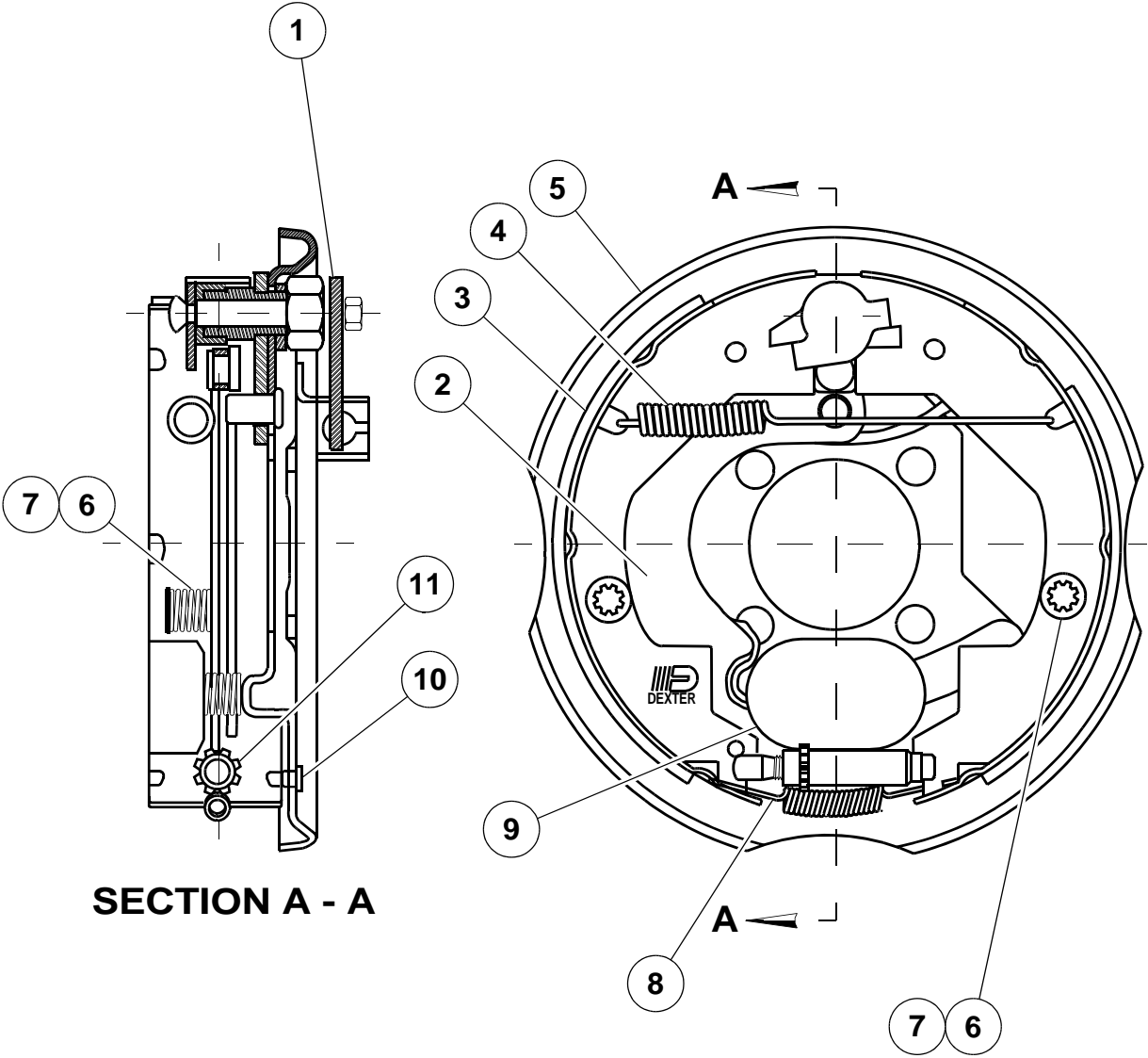
# ELECTRIC BRAKE AXLE





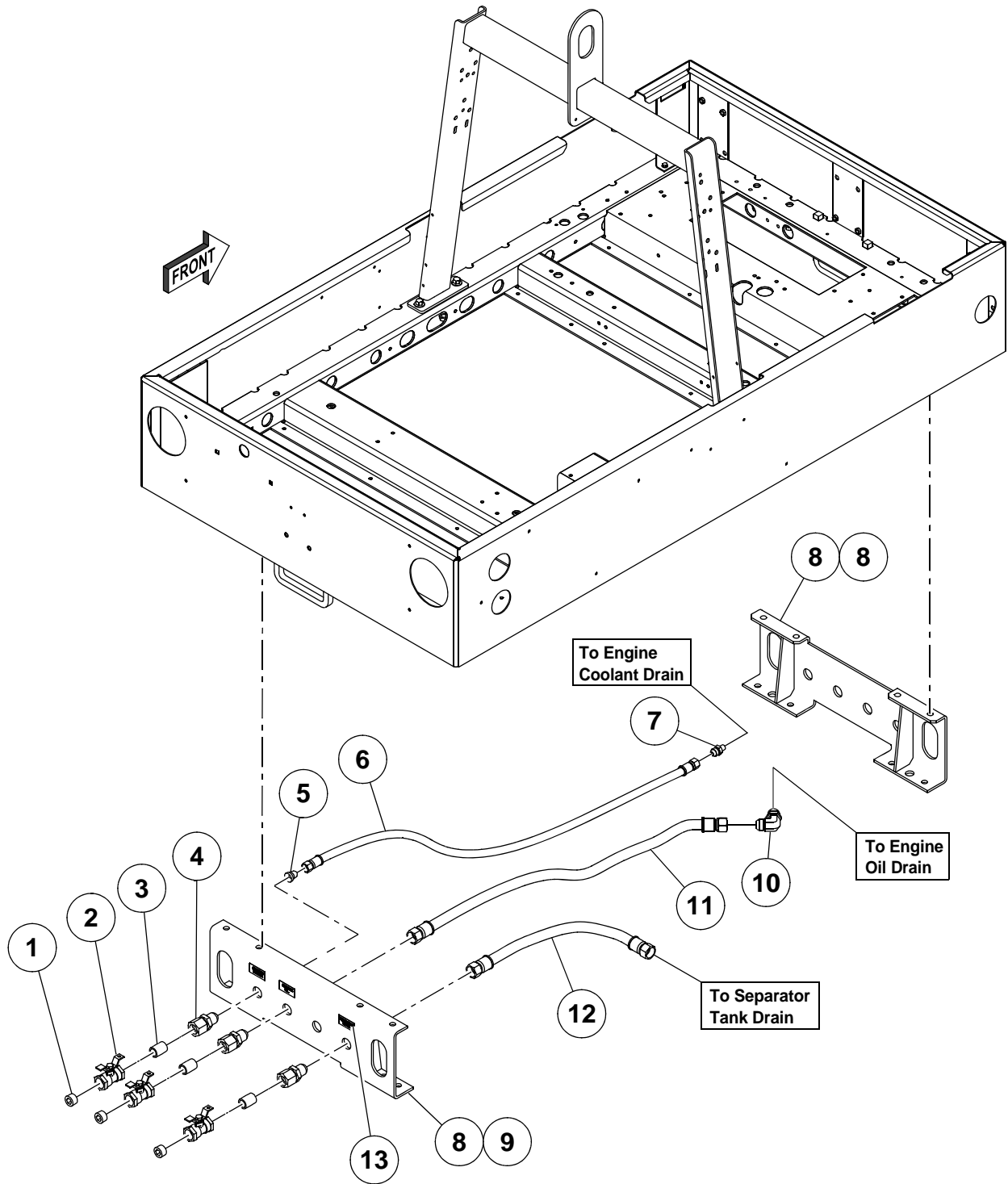
ITEM	COMM. NO.	DESCRIPTION	QTY	DIMENSIONS/NOTES
1	35391648	Screw, Brake Mount	8	
2	36879492	Screw, Fange Head M12 - 1.75 X 25	4	
3	35315274	Nut, Wheel	10	
4	35391127	Cap, EZ Lube Rubber	2	
5	35391135	Plug, EZ Lube Rubber	2	
6	35315225	Pin, Cotter	2	
7	35315217	Nut, Spindle	2	
8	35315209	Washer, Spindle	2	
9	35315183	Cone, Outer Bearing	2	
10	35315191	Cup, Outer Bearing	2	
11	35361898	Stud	10	
12	35391119	Hub and Drum with Studs	2	
13	35391630	Nut, Brake Mount Hex	8	
14	35391168	Brake Assemby, LH Electric	1	
	35391176	Brake Assemby, RH Electric	1	
15	35361872	Cup, Inner Bearing	2	
16	35361864	Cone, Inner Bearing	2	
17	35391101	Seal, EZ Lube Grease	2	

ELECTRIC BRAKE SHOE



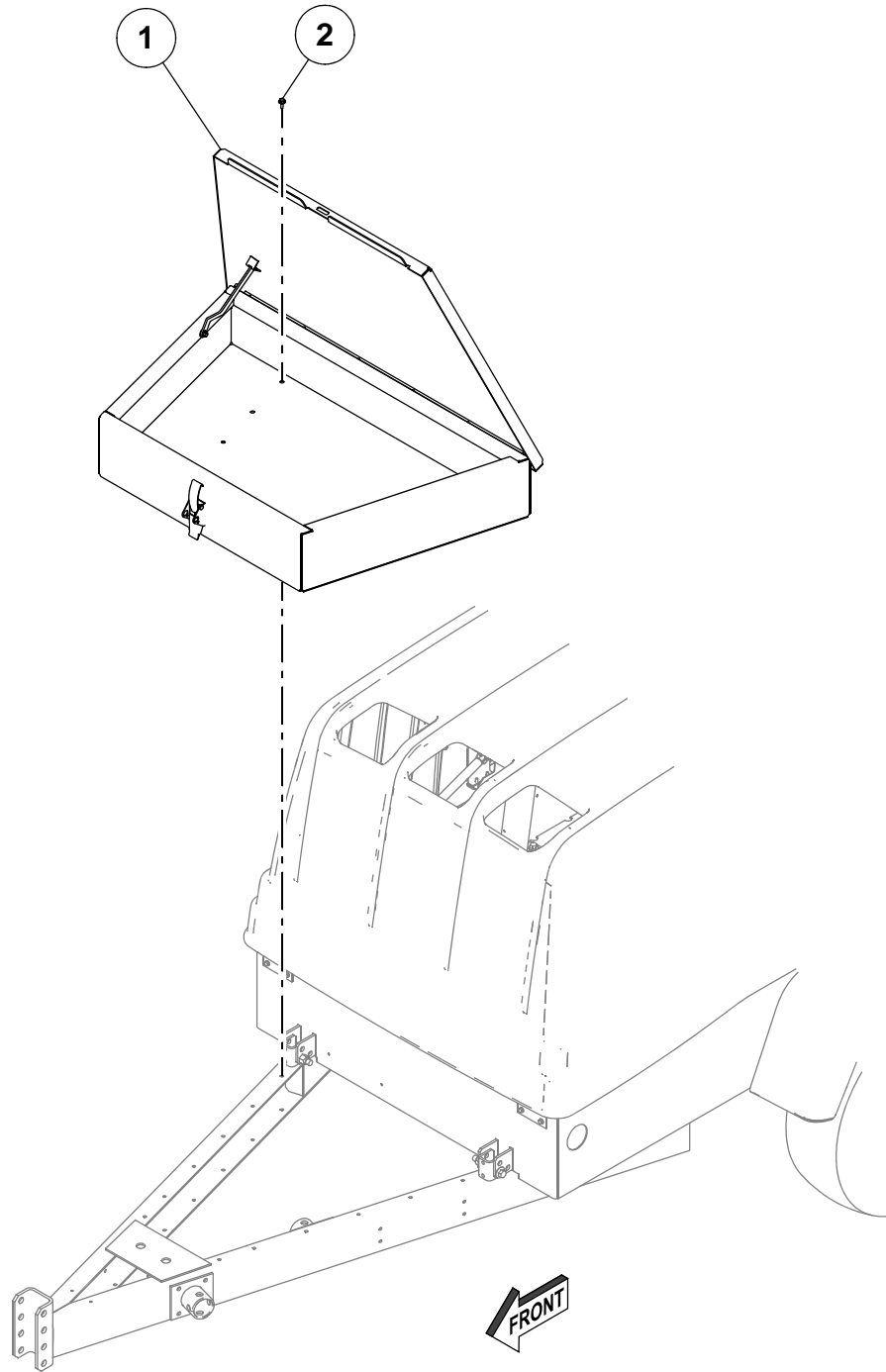
ITEM	COMM. NO.	DESCRIPTION	QTY	DIMENSIONS/NOTES
1	35391267	Lever, Parking Brake	2	
2	35391226	Lever Kit, LH Actuating	1	
	35391234	Lever Kit, RH Actuating	1	
3	35391333	Brake Shoe Primary Kit	1	
	35391341	Brake Shoe Secondary Kit	1	
4	35391358	Spring, Retractor	2	
5	35391184	Plate Assembly, LH Backing	1	
	35391192	Plate Assembly, RH Backing	1	
6	35391390	Pin, Shoe hold Down	4	
7	35391382	Spring, Shoe hold Down	4	
8	35391374	Spring, Adjuster	2	
9	35393784	Magnet Kit	2	
10	35391416	Plug, Adjusting Screw	2	
11	35391366	Screw Assembly, Adjusting	2	

# LRG and CENTRAL DRAINS



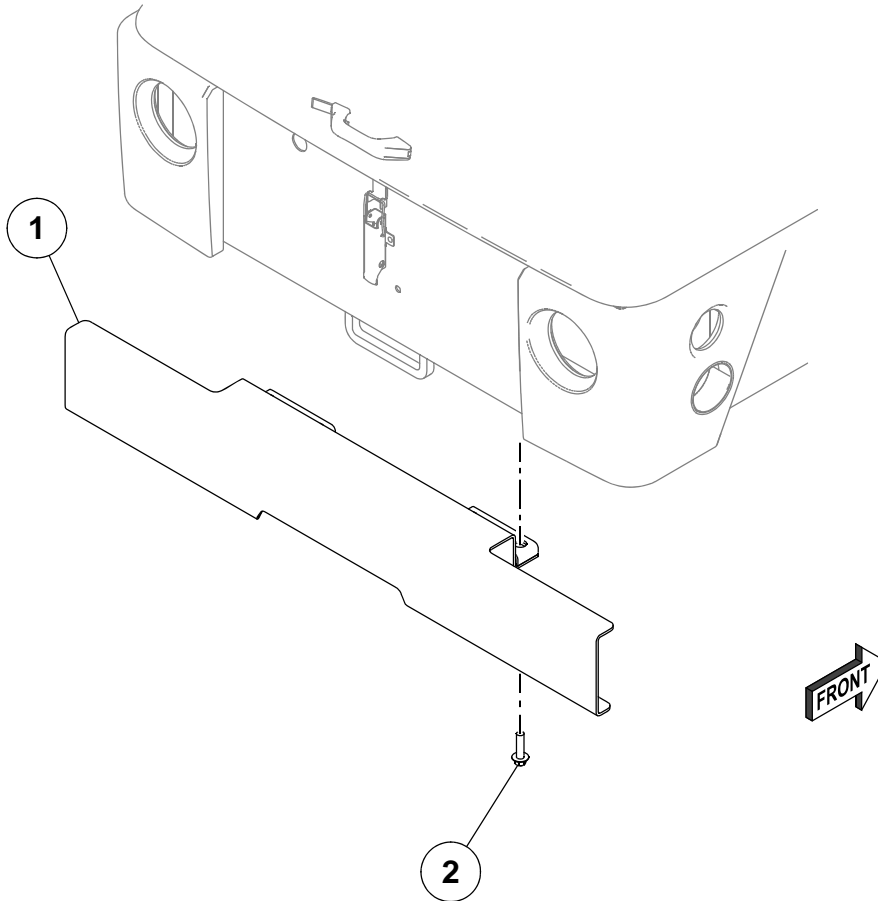
ITEM	COMM. NO.	DESCRIPTION	QTY	DIMENSIONS/NOTES
1	95947149	Plug, Hex Countersink 3/4 "NPT	3	
2	36777399	Valve, T-Handle Ball 3/4" NPT	3	
3	95928040	Nipple, Closed 3/4" NPT X 1-3/8"	3	
4	35287747	Bulkhead Fitting, 3/4" X -12 JIC	3	
5	35365774	Reducer, Tube 3/4" to 1/2"	1	
6	35306679	Hose Assembly	1	Radiator Drain
7	35283134	Connector, 1/4" NPT X -8 JIC	1	
8	46626499SB	Support, LRG	2	
9	36879492	Screw, Fange Head M12 - 1.75 X 25	8	
10	22431167	Elbow, M22 - 1.5 X -12 JIC	1	
11	35289503	Hose Assembly	1	Oil Drain
12	35323864	Hose Assembly	1	Separator Tank Drain
13	54396155	Decal, Fluid Drain	1	

# EXTERNAL TOOLBOX



<b>ITEM</b>	<b>COMM. NO.</b>	<b>DESCRIPTION</b>	<b>QTY</b>	<b>DIMENSIONS/NOTES</b>
A	22538490	Screw, Tapping M08 - 1.25 X 20	14	
B	22655849	Toolbox, External	1	

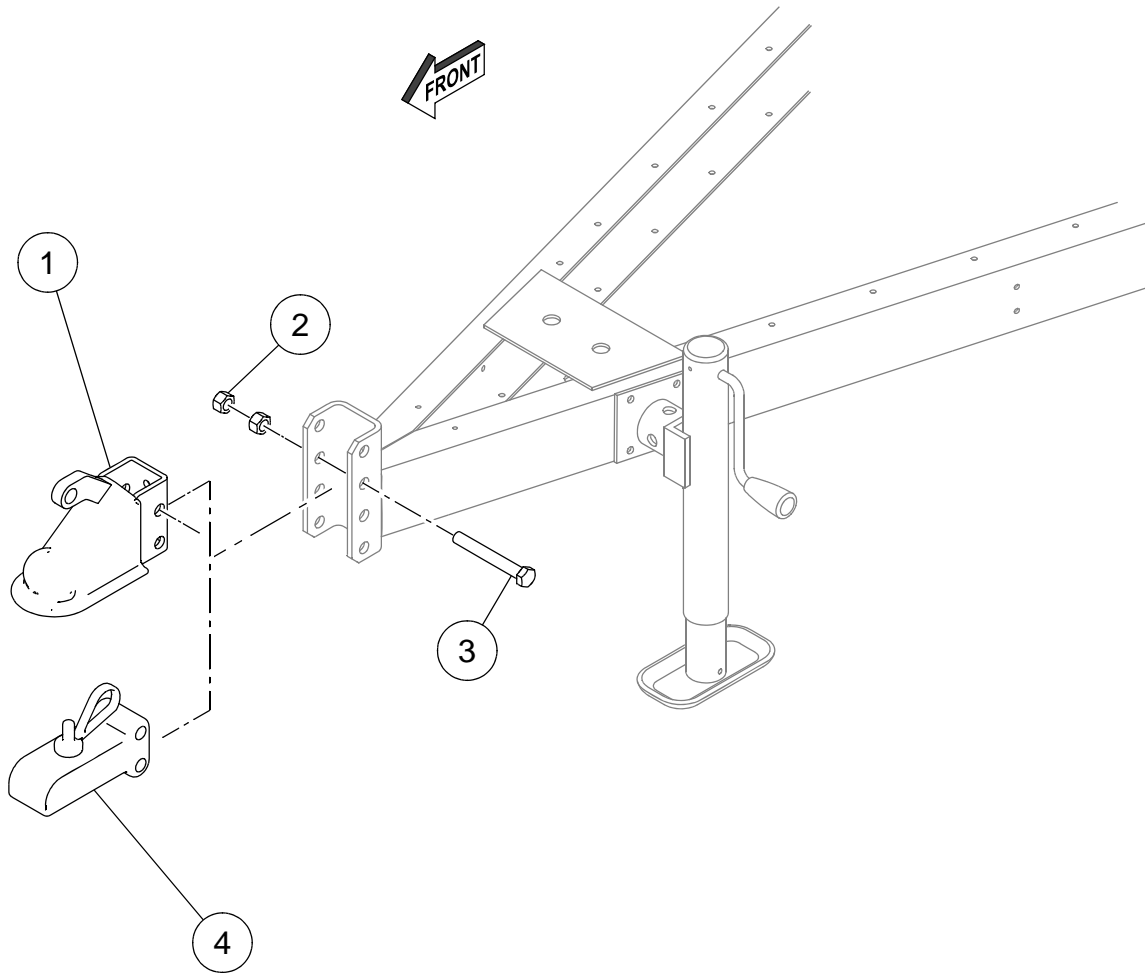
# REAR BUMPER



ITEM	COMM. NO.	DESCRIPTION	QTY	DIMENSIONS/NOTES
A	22658918	Bumper, Rear	1	
B	96750765	Screw, Hex Flange M12 - 1.75 X 25	4	

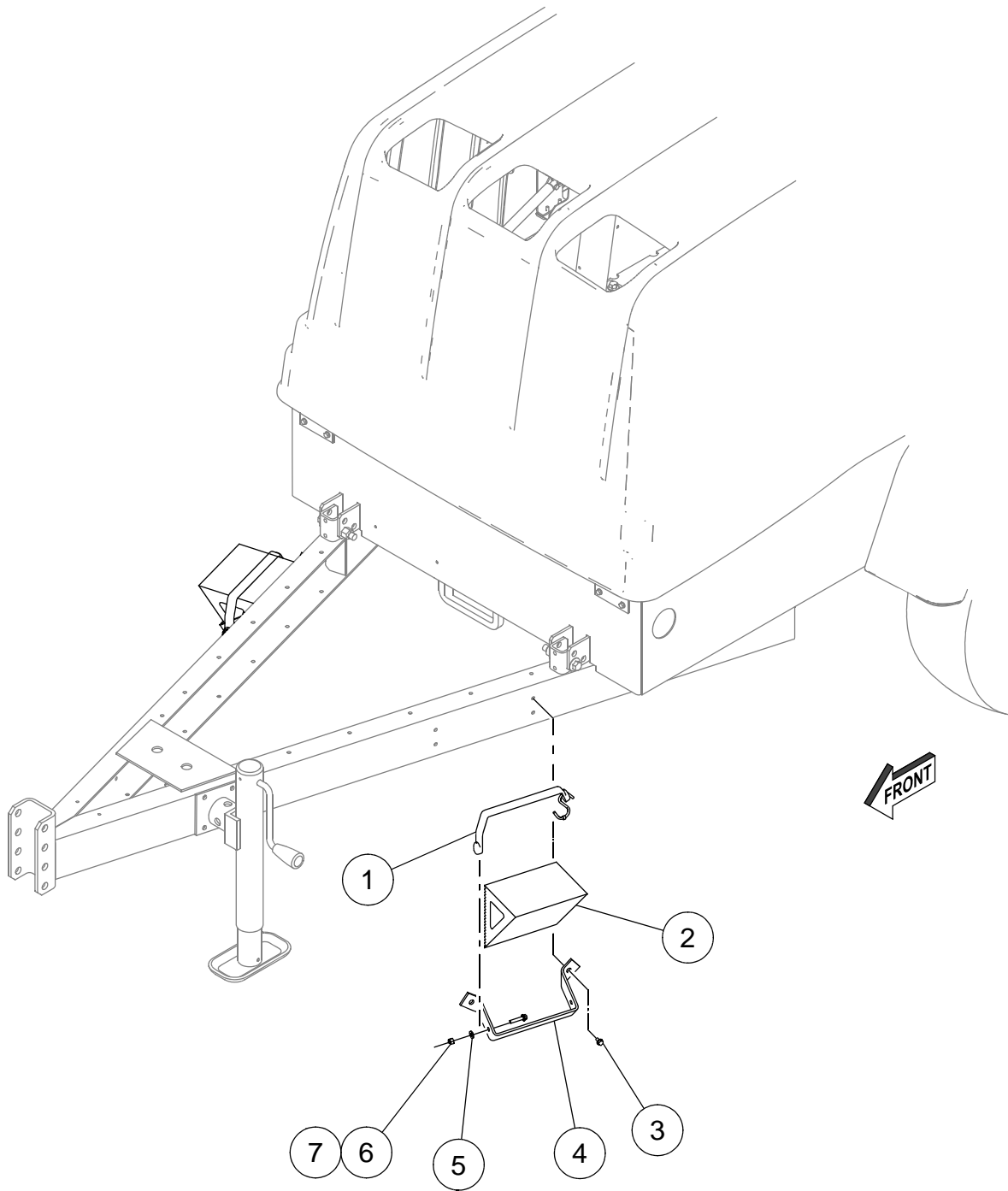


## OPTIONAL HITCHES



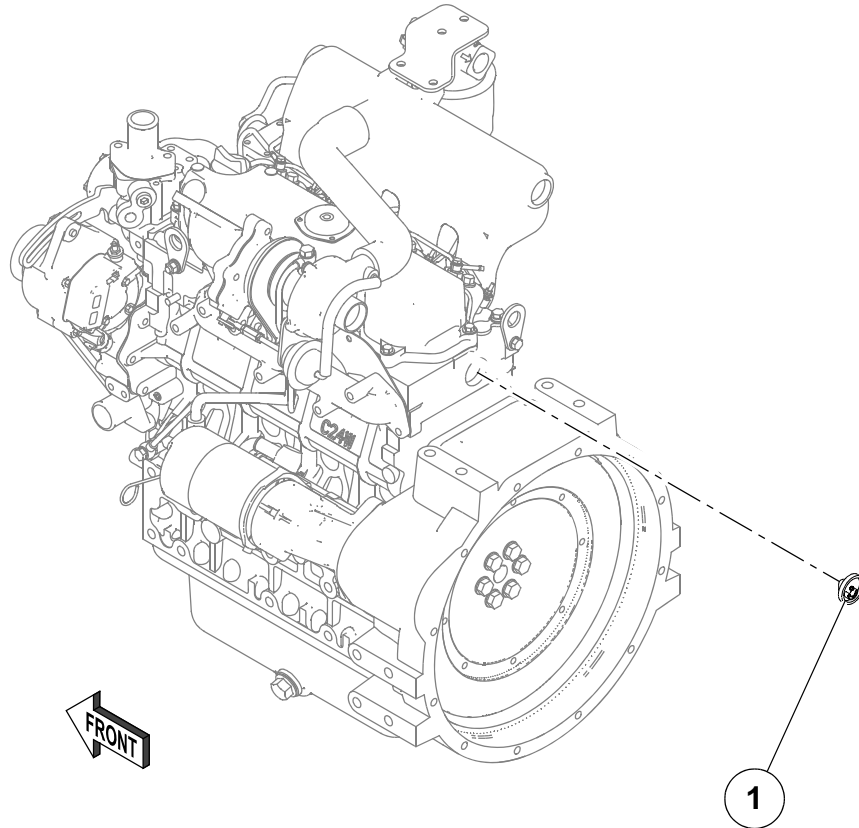
ITEM	COMM. NO.	DESCRIPTION	QTY	DIMENSIONS/NOTES
1	35370469	Coupler, Adjustable, 2-5/16"	1	
2	96701750	Nut, Hex, M16 - 2.0	4	
3	35376094	Screw, Hex, M16 - 2.0 X 120	2	
4	36509073	Coupler, 2"	1	

## WHEEL CHOCKS



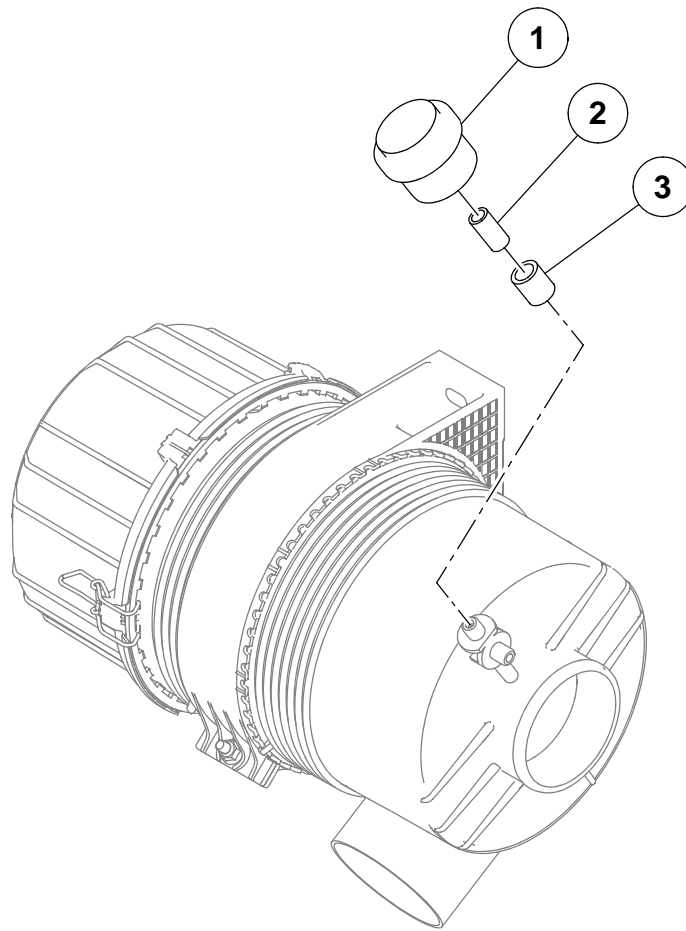
ITEM	COMM. NO.	DESCRIPTION	QTY	DIMENSIONS/NOTES
1	35333830	Strap, Tie Down, 14"	2	
2	35603190	Chock, Wheel	2	
3	35279025	Screw, Hex Tapping, M08 - 1.25 X 20	4	
4	35603661	Bracket, Chock	2	
5	95935029	Washer, Flat, 1/4" ID	2	
6	35145242	Screw, Hex, 1/4" - 20 X 1-1/4"	2	
8	95923298	Nut, Locking, 1/4" - 20	2	

# BLOCK HEATER



ITEM	COMM. NO.	DESCRIPTION	QTY	DIMENSIONS/NOTES
A	22721914	Heater, Block	1	

## AIR FILTER MAINTENANCE INDICATOR

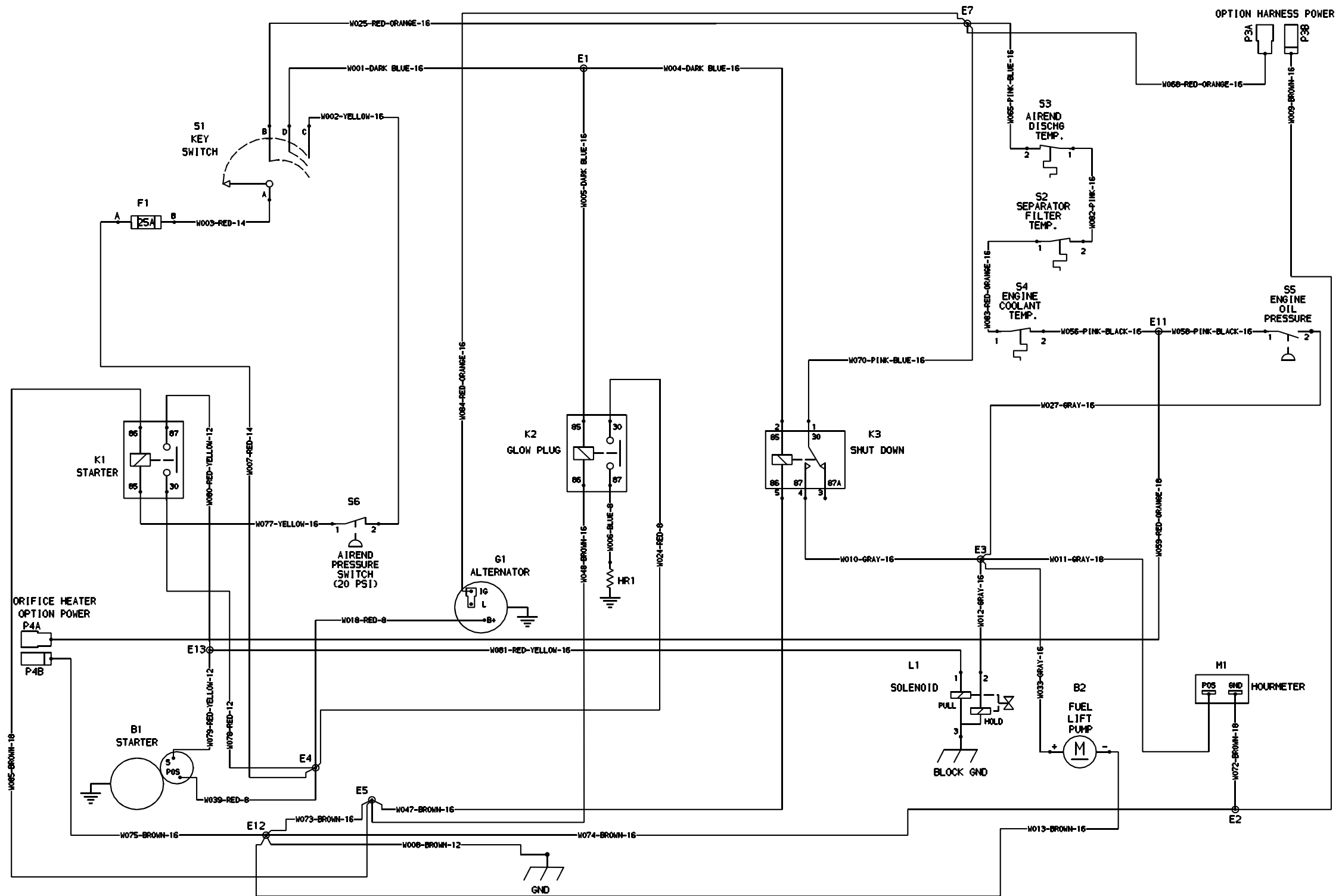


ITEM	COMM. NO.	DESCRIPTION	QTY	DIMENSIONS/NOTES
1	35314939	Indicator, Restriction	2	
2	95953493	Nipple, 1/8" X 3/4"	2	
3	95935599	Coupling, 1/8" - 3/4"	2	



## **Section 8 - WIRING SCHEMATICS**

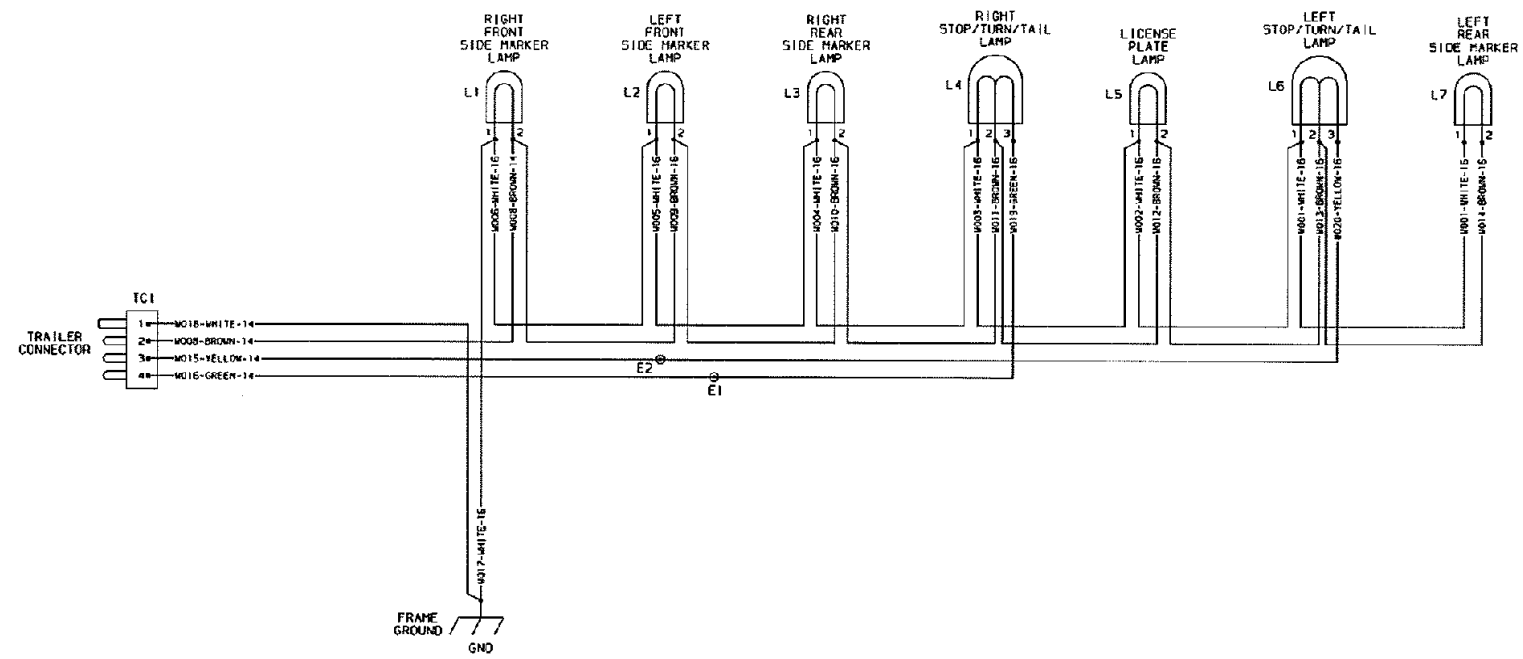
# ENGINE HARNESS WIRING SCHEMATIC



Compressor & Engine Harness Wiring Diagram 46656383 Rev. B (Sheet 1)

46669081 S1 of 1 REV. A

# TRAILER HARNESS WIRING SCHEMATIC



Trailer Harness Wiring Diagram 23050172 Rev.D

46652766 S1 of 1 REV. A

ELECTRICAL PART LIST

Compressor and Engine		
Reference Designator	Description	Part Number
	Compressor & Engine Harness	46654951
	Battery Positive Cable	22517494
	Battery Negative Cable	22517502
	Frame Ground Strap	22451249
B1	Engine Starter	22496989
B2	Fuel Pump	22568398
BT1	Battery, 12 VDC 700 CCA	36844264
BT1	Battery, 12 VDC 1000 CCA	36844975
F1	Controls Fuse 25A	36793651
G1	Engine Alternator	27568182
K1	Engine Starter Relay	22511505
K2	Glow Plug Relay	22511505
K3	Shutdown Relay	46666988

Compressor and Engine		
Reference Designator	Description	Part Number
S2	Separator Filter Temperature Switch	35596466
S3	Airend Discharge Temperature Switch	22823199
S4	Engine Coolant Temperature Switch	36868479
S5	Engine Oil Pressure Switch	36878379
S6	Airend Pressure Switch	36757573

Control Panel		
Reference Designator	Description	Part Number
S1	Key Switch	22127385
M1	Hourmeter	22780985

Trailer		
Reference Designator	Description	Part Number
	Trailer Harness	23050180
L1	Right Front Side Marker Lamp	35367051
L2	Left Front Side Marker Lamp	35367051
L3	Right Rear Side Marker Lamp	35367044
L4	Right Stop/Turn/Tail Lamp	36788081
L5	License Plate Lamp	54726468
L6	Left Stop/Turn/Tail Lamp	36788081
L7	Left Rear Side Marker Lamp	35367044

Electrical Parts List

46669125 S1 of 1 REV. A



## NUMERICAL INDEX

COMM.NO.	PAGE	COMM.NO.	PAGE	COMM.NO.	PAGE	COMM.NO.	PAGE
22054159	4-45	22567853	5-65	22586390	5-59	22588941	5-56
22090898	4-45		5-67		5-67	22588958	5-71
22107478	4-49		5-69	22586408	5-67	22588966	5-71
22127385	4-45	22567861	5-60	22586424	5-63	22588974	5-68
	6-80		6-81	22586457	5-65	22588982	5-69
22134118	4-45	22567879	5-71	22586481	5-63	22588990	5-71
	6-80	22567887	5-60	22586754	5-59	22589030	5-71
22180889	4-29		6-81		5-61	22589154	5-73
22195820	4-29	22567895	5-69	22586762	5-59	22594139	5-65
	6-80	22567903	5-56	22586770	5-59	22594154	5-73
22246268	4-16		6-81	22586788	5-63		5-74
22313928	4-53	22567911	5-67	22586820	5-57	22594162	5-59
22343503	4-41		6-81	22586838	5-67	22594204	5-57
22366058	4-41	22567937	5-77	22586846	5-65	22594212	5-57
22366066	4-41	22567952	5-69	22586853	5-65	22594246	5-77
22378467	4-17	22567960	5-71	22586861	5-65	22594253	5-74
22404289	4-25	22567978	5-71	22586945	5-73	22594261	5-71
22414932SB	4-19	22567994	5-69	22586994	5-59	22594279	5-59
22414940SB	4-19	22568000	5-60	22587018	5-59		5-67
22431167	7-91	22568026	5-60	22587091	5-68	22594303	5-59
22433783	4-17	22568059	5-59	22587208	5-63	22594311	5-60
22441612	4-49	22568067	5-59	22587216	5-63	22594337	5-57
22451249	4-43	22568075	5-61	22587398	5-71	22594345	5-77
22452668SB	4-19	22568091	5-61	22587406	5-59	22594352	5-75
22482277	4-21		6-81	22587448	5-65	22594360	5-59
22489660SB	4-21	22568109	5-67	22587455	4-19	22594386	5-59
22494660	4-21	22568117	5-67	22587547	5-57	22594394	5-77
	6-80	22568133	5-74	22587604	5-63	22594410	5-71
22494678	4-21	22568166	5-63	22587612	5-56	22594428	5-75
	6-80		5-73	22587620	5-59	22594436	5-74
22495857	4-19	22568174	5-74	22587638	5-59	22594451	5-65
22496905	4-19	22568182	5-77	22587653	5-60	22594493	5-59
	6-81	22568208	5-59	22587661	5-65		5-77
22496939	5-75	22568216	5-74	22587679	5-65	22594501	5-75
22500193	4-19	22568224	5-60	22587687	5-65	22594519	5-67
22511505	6-81	22568232	5-60	22587927	5-59		5-71
22517494	4-43		6-81	22587950	5-67		5-74
22517502	4-43	22568240	5-60	22588008	5-65		5-77
22524284	4-52	22568281	5-68	22588099	5-56	22594527	5-75
22528228	4-41	22568331	5-56	22588339	5-57		5-77
	6-81	22568349	5-63	22588354	5-59	22594543	5-65
22538490	4-47	22568356	5-65	22588362	5-59	22594550	5-63
	7-93	22568364	5-63	22588370	5-59	22594568	5-61
22542096	4-13	22568372	5-67	22588396	5-63	22594576	5-56
	4-15		6-81	22588404	5-56	22594584	5-63
22545719	4-49	22568380	5-59	22588495	5-65	22594618	5-77
22556120	4-19	22568398	4-41	22588529	5-63	22594626	5-59
	6-81		6-81	22588560	5-67		5-71
22567788	5-56	22568406	4-19	22588644	5-60		5-77
	5-67	22568414	5-65	22588818	5-56	22594634	5-67
	5-68	22568422	4-17	22588834	5-63		5-74
22567804	5-74	22580021	4-23	22588842	5-63		5-77
22567812	5-59	22586168	6-80	22588859	5-63	22594642	5-57
22567820	5-56	22586374	5-59	22588909	5-56		5-75
22567838	5-63	22586382	5-56	22588925	5-71		5-77
			5-73	22588933	5-56	22594659	5-57

## NUMERICAL INDEX

COMM.NO.	PAGE	COMM.NO.	PAGE	COMM.NO.	PAGE	COMM.NO.	PAGE
22594709	5-63	22685515	4-33	35296409	4-29	35376094	4-11
22594717	5-61		6-81	35300771	4-23		7-95
	6-81	22721914	7-97		4-49	35376110	4-29
22594725	5-59	22743769	4-52	35304047	4-11	35376334	4-27
22594733	5-60	22780985	4-45	35306679	7-91		6-80
22594741	5-59		6-80	35314939	7-98	35376342	4-27
22594758	5-59	22823199	4-29	35315183	4-15		6-80
22594790	5-59		6-80		6-80	35376359	4-27
22594832	5-59	22904783	4-23		7-87		6-80
22594865	5-77	22911788	4-45	35315191	4-15	35379817	4-27
22595029	5-59	22915300	4-49		6-80		6-80
22595102	5-57	23050180	4-47		7-87	35384577	4-41
22595110	5-57	23071475	4-39	35315209	4-15	35391101	4-15
22595128	5-57	23167851	4-49		6-80		6-80
22595136	5-68	23241045	4-52		7-87		7-87
22595151	5-59	23315310	4-13	35315217	4-15	35391119	7-87
22595169	5-77	23324585	4-43		6-80	35391127	4-15
22595250	5-77	23334717	4-29		7-87		6-80
22595268	5-77	23345960	4-17	35315225	4-15		7-87
22595276	5-77		6-81		6-80	35391135	7-87
22595300	5-73	35114545	4-31		7-87	35391168	7-87
22595318	5-73	35145242	7-96	35315274	4-15	35391176	7-87
22595326	5-59	35209048	4-17		6-80	35391184	7-89
22595367	5-73		6-81		7-87	35391192	7-89
22595375	5-65	35221662	4-21	35322379	4-31	35391226	7-89
22595391	5-77		6-80		6-80	35391234	7-89
22595417	5-59	35225093	4-47	35323864	7-91	35391267	7-89
22595425	5-77	35268788	4-47	35324839	4-31	35391333	7-89
22595433	5-77	35279025	4-9	35327212	4-25	35391341	7-89
22595458	5-73		4-11		6-80	35391358	7-89
22595466	5-59		4-17	35328467	4-19	35391366	7-89
22595474	5-63		4-21	35333830	7-96	35391374	7-89
22595516	5-56		4-25	35356484	4-31	35391382	7-89
22595524	5-59		4-33		4-35	35391390	7-89
22595540	5-63		7-85	35360775	4-23	35391416	7-89
22595573	5-63		7-96	35361864	4-15	35391630	7-87
22595722	5-73	35279777	4-31		6-80	35391648	7-87
22595730	5-73	35279785	4-31		7-87	35393784	7-89
22595755	5-73		4-33	35361872	4-15	35579630	4-33
22595805	5-73	35279942	4-33		6-80		6-81
22595821	5-77	35282078	4-41		7-87	35592435	4-19
22595839	5-77	35282565	4-16	35361898	4-15	35596436	4-31
22626436	5-67	35282912	4-29		6-80		6-81
22626444	5-67	35283134	7-91		7-87	35603190	7-96
22626451	5-67	35283258	4-29	35363498	4-41	35603661	7-96
22626469	5-67	35287739	4-33	35365774	7-91	35609874	4-25
22626477	5-67	35287747	7-91	35367044	4-47		6-80
22646137	4-49	35289503	7-91	35367051	4-47	35611557	4-27
22655849	7-93	35290113	4-25	35369214	4-33	35611615	4-27
22658918	7-94		6-80	35369354	4-31	35706761	4-45
22685481	4-33	35294750	4-29		4-45		6-81
	6-81	35294768	4-33	35369396	4-35	35821883	4-52
22685499	4-33	35295880	4-21	35370386	4-29	36509073	7-95
	6-81		4-33	35370469	7-95	36511623	4-27
22685507	4-33	35296342	4-23	35373976	4-45	36520955	4-52
	6-81		4-41	35374073	4-39		4-53

## NUMERICAL INDEX

COMM.NO.	PAGE	COMM.NO.	PAGE	COMM.NO.	PAGE	COMM.NO.	PAGE
36757573	4-31	36889608	4-19	46553553	4-27	46678740	4-9
	6-80		4-21	46553556	4-27	46678741	4-9
36766756	4-31		4-39	46553557	4-27	46678742	4-21
	6-80		4-45		6-80	46678748	4-43
36769024	4-19		4-49	46554178	4-19	46678801	4-23
36769032	4-19	36893634	4-47	46556138	4-50	46678804	4-9
	4-43	36895977	4-41	46556287	4-33		7-85
36769289	4-25	36896892	4-31	46556466	4-45	46678805	4-41
36769560	4-21		6-80	46556977	4-49	46678807	4-9
	6-80	36898096	4-41	46569839	4-29		7-85
36777399	7-91	36898104	4-21	46573860	4-50	46678808	4-21
36782167	4-21		4-23		4-51	46678809	4-21
36787968	4-47		4-41	46573922	4-50	46678810	4-21
36788081	4-47		4-43		4-51	46678811	4-21
36788172	4-29	36899698	6-81	46573999	4-50	46678812	4-21
	6-80	36920254	4-33		4-51	46678813	4-49
36793651	6-80		6-81	46592220	4-41	46678935	4-11
36793776	4-31	36920486	4-45		6-81	46679126	4-9
36796068	4-11	36921344	4-21	46619414SB	4-9		7-85
36797652	4-9		4-43		7-85	46679131	4-19
	4-21	36921377	4-31	46621745	4-31	46679132	4-41
	4-23		6-81	46624023	4-33	46680238	4-11
	4-49	36923415	4-11	46624440	4-31	46680269	4-11
	7-85		6-80	46624573	4-37	54396155	7-91
36840437	4-31	39127287	4-31	46625340GB	4-9	54429295	4-19
	6-80	39322284	4-27		7-85		6-81
36842102	4-49		6-80	46625800	4-37	54439062	4-19
36843282	4-49	39404165	4-31	46625802	4-37		6-81
36844264	4-43		6-81		6-80	54454756	4-53
36844975	4-43	43213388	4-31	46625803	4-37	54471057	4-25
36845493	4-41		6-80	46625804	4-37		6-80
	6-81	46490322	4-49	46625805	4-37	54480918	6-81
36848158	4-15		6-81	46625806	4-37	54568753	4-52
36868479	4-19	46490330	4-49	46625859	4-39	54568761	4-52
	6-81	46490884	4-33	46626499SB	7-91	54568779	4-52
36878379	4-19	46491239SB	4-25	46629359SB	4-31		4-53
	6-81	46491577	4-49	46629500	4-25	54568787	4-53
36879195	4-41		6-81	46632119SB	4-49	54568795	4-53
36879492	4-9	46491825	4-31	46632499SB	4-9	54568803	4-52
	4-13	46491932GB	7-85		7-85	54604921	4-52
	7-85	46491940GB	7-85	46650102	4-29	54604962	4-52
	7-87	46492955	4-25		6-80	54604970	4-52
	7-91	46492971	4-25	46651475SB	4-39	54625207	4-53
36880623	7-85		6-80	46651548	4-45	54627617	4-21
36881076	4-31	46492989	4-25		6-80		4-23
36881712	4-19	46499125	4-39	46652622	4-41	54629944	4-53
36881886	4-21	46499307	4-25	46652735	4-31	54640016	4-53
	4-39	46499596	4-39		6-81	54721220	4-49
	4-41	46543336	4-45	46664304	4-13	54721238	4-49
	4-45	46543344	4-45	46664305	4-16	54726468	4-47
36881936	4-29	46551812	4-17	46666988	6-81	92368687	4-13
36882934	4-21	46551826	4-17	46668087	6-81	92923531	4-49
36884948	4-23		6-81	46668088	6-81		6-81
36886992	4-29	46553401	4-17	46678735	4-9	95022307	4-29
	6-80	46553402	4-17		7-85		6-80
		46553542	4-27	46678738	4-49		

## NUMERICAL INDEX

COMM.NO.	PAGE	COMM.NO.	PAGE	COMM.NO.	PAGE	COMM.NO.	PAGE
95058053	..... 4-27						
	..... 6-80						
95219770	..... 4-31						
95257333	..... 4-29						
95287629	..... 4-29						
95431292	..... 4-33						
95591723	..... 4-45						
95920401	..... 4-25						
95923074	..... 4-19						
95923298	..... 7-96						
95928040	..... 7-91						
95928164	..... 4-33						
95928800	..... 4-49						
95929782	..... 4-17						
	..... 6-81						
95934998	..... 4-23						
95935003	..... 4-43						
95935029	..... 4-19						
	..... 4-43						
	..... 7-96						
95935037	..... 4-41						
95935052	..... 4-11						
95935599	..... 7-98						
95944666	..... 4-31						
95947149	..... 7-91						
95950275	..... 4-31						
95953493	..... 7-98						
95954251	..... 4-49						
95985941	..... 4-29						
96701461	..... 4-19						
96701495	..... 4-43						
96701750	..... 7-95						
96702055	..... 4-19						
96702162	..... 4-39						
96702170	..... 4-27						
96702824	..... 4-17						
96704408	..... 4-31						
	..... 4-49						
96704630	..... 4-11						
96706817	..... 4-19						
96726435	..... 4-41						
96727540	..... 4-11						
96727623	..... 4-21						
	..... 4-23						
96728431	..... 4-49						
96728555	..... 4-11						
96729595	..... 4-19						
96747225	..... 4-19						
	..... 6-81						
96747282	..... 4-11						
96747290	..... 4-11						
96749627	..... 4-19						
96750765	..... 7-94						

## WORD INDEX

### CPN

13" Tire & Wheel Assembly . . . . . 4-13

### A

#### Adapter

Line . . . . . 4-41  
Oil Pressure Switch . . . . . 4-19  
Remote Oil Fill . . . . . 5-59

#### Airend Assembly

HE127 . . . . . 4-25

Alternator . . . . . 5-77

Assembly Hose . . . . . 5-71

Assembly Turbocharger . . . . . 5-71

### B

#### Baffle

Cooler Bottom . . . . . 4-21  
Curbside . . . . . 4-21  
Radiator . . . . . 4-21  
Radiator Bottom . . . . . 4-21  
Streetside . . . . . 4-21  
Top . . . . . 4-21

#### Bail

Lift . . . . . 4-9, 7-85

Ball . . . . . 5-59

#### Band

Pipe . . . . . 5-59, 5-71

#### Battery

##### 12V

1000 cca . . . . . 4-43  
700 cca . . . . . 4-43

#### Bearing

Ball . . . . . 4-27  
Rodend . . . . . 4-19

#### Belt

Fan . . . . . 4-19, 6-81

#### Body

Air Cleaner . . . . . 4-37

#### Bolt

Clamp . . . . . 5-63

Eye Joint . . . . . 5-73

Flange . . . . . 4-19, 5-60

Flange M06 - 1.0 X 60 . . . . . 5-67

Flange M06-1.0 X 65 . . . . . 5-67

Flywheel . . . . . 5-57

Hex . . . . . 5-68

Hex Flange M08 - 1.25 X 20 . . . . . 5-65

Hex Flange M08 - 1.25 X 55 . . . . . 5-74

Hex M06 - 1.0 X 16 . . . . . 5-65

Hex M06 - 1.0 X 18 . . . . . 5-73, 5-74

Hex M06 - 1.0 X 20 . . . . . 5-59

Hex M08 - 1.25 X 110 . . . . . 5-59

Hex M08 - 1.25 X 20 . . . . . 5-77

Hex M08 - 1.25 X 22 . . . . . 5-56, 5-67

Hex M08 - 1.25 X 28 . . . . . 5-74

Hex M08 - 1.25 X 30 . . . . . 5-77

Hex M08 - 1.25 X 35 . . . . . 5-59

Hex M08 - 1.25 X 70 . . . . . 5-59

Hex M08 - 1.25 X 80 . . . . . 5-59

Hex M10 - 1.5 X 120 . . . . . 5-77

Joint . . . . . 5-65

M08 - 1.25 X 16 . . . . . 5-57

M08 - 1.25 X 35 . . . . . 5-67

M10 - 1.25 X 32 . . . . . 5-57

M12 - 1.25 X 50 . . . . . 5-57

#### Bottle

Coolant Recovery . . . . . 4-23

#### Bracket

Airend Mount . . . . . 4-25

Battery Hold Down . . . . . 4-43

Canopy Side . . . . . 4-49

Chock . . . . . 7-96

Engine Air Filter . . . . . 4-39

Engine Front Mount Curbside . . . . . 4-19

Engine Front Mount Streetside . . . . . 4-19

Fuel Pump . . . . . 4-41

Fuel Tank Hold Down . . . . . 4-41

Oil Filter . . . . . 4-19

Separator Element . . . . . 4-31

Speed Control . . . . . 4-19

Wire Harness . . . . . 4-19

#### Brake Assembly

LH Electric . . . . . 7-87

RH Electric . . . . . 7-87

Brake Shoe Primary Kit . . . . . 7-89

Brake Shoe Secondary Kit . . . . . 7-89

#### Bulkhead Fitting

3/4" X -12 JIC . . . . . 7-91

#### Bumper

Rear . . . . . 7-94

#### Bushing

Nitrile . . . . . 4-41

## WORD INDEX

### C

Cable	
Negative Battery	4-43
Positive Battery	4-43
Canopy	
One Piece	4-49
Cap	
EZ Lube Rubber	7-87
Fitting -12 JIC	4-33
Fuel	4-41, 6-81
Grease / Dust	4-15
Grease Dust	6-80
Radiator	4-21
Radiator 14 PSI	6-80
Rain	4-17, 6-81
Sealing	5-59
Spring	4-27, 6-80
Cap -4 JIC	4-29
Chain	
Safety Class II	4-11
Chock	
Wheel	7-96
Clamp	
7/16"	4-41
Breather Tube	5-56
Cord	5-63
Hose	5-56, 5-59, 5-67, 5-71, 5-73
1-25/32" ID	6-80
Nozzle	5-63
Pipe	5-63, 5-73
Saddle	4-17, 6-81
Support 1/2"	4-47
T 2"	4-39
T-Bolt 3-5/8" Dia	4-39
Worm Gear	4-21, 4-23
Clamp Assembly	
7"	4-37
Cleaner Assembly	
Air	
w / Clamp	4-39
Collar	5-59, 5-77
Cone	
Inner Bearing	4-15, 7-87
Outer Bearing	4-15, 6-80, 7-87
Connector	
1.06"-12 X -12 JIC	4-33
1-1/16" -12 X -12 JIC	4-21
1-5/8"-12 X -20 JIC	4-31, 4-33
-24JIC X 1.88"-12	4-29
-4 JIC X 1/8" NPT	4-29
Flitting 1.25" NPT X 1.25 Tube	4-31
Connector	
1/4" NPT X -8 JIC	7-91
Controller	
AirSource	4-23
Cooler	
Oil	4-21

Cord	
Glow Plug	5-63
Coupler	
2"	7-95
Adjustable	
2-5/16"	7-95
Coupling	
1/8" - 3/4"	7-98
Drive	4-25
Element	4-25, 6-80
Pipe 1/4" NPT	4-45
Cover	
Air Cleaner	4-37
Breather	5-56
Flexible	7-85
Front Seal	4-27
Injection Pump	5-65
Oil Filter	4-19
Thermostat	5-67
Unloader	4-27
Cover Assembly	
Cylinder Head Valve	5-56
Cup	
Bearing	6-80
Inner Bearing	4-15, 7-87
Outer Bearing	4-15, 6-80, 7-87
Cylinder	
Air	4-19

### D

Decal	
12" Tri-Colored Boxes	4-50, 4-51
13" Tire Data	4-52
22" Web Site	4-50
24" Doosan Logo	4-50, 4-51
AirSource Wiring	4-52
C185 Model Number	4-50, 4-51
C185 Operation	4-53
Caution NO Ether	4-53
Engine and Compressor Oil and Service	4-53
Export Only	4-52
Fluid Drain	7-91
ISO Collapsing Jack Stand	4-52
ISO Combustable Gas	4-52
ISO Diesel	4-53
ISO High Pressure Air	4-53
ISO Hot Pressurized Fluid	4-52
ISO Improper Operation	4-53
ISO Rotating Fan	4-52, 4-53
ISO Towing	4-52
ISO Vertical 3-Part Warning	4-53
Oil Fill	4-52
V.I.N.	4-52
Warning Crush Area	4-52, 4-53
Dipstick	5-60
Engine	6-81
Door	
Instrument Panel	4-49

## WORD INDEX

Drain		Frame	4-9, 7-85
Cock	4-21	Canopy	4-49
Drawbar Assembly	4-11	Fuse	
		25A ATC Blade	6-80
<b>E</b>		<b>G</b>	
Elbow		Gasket	
1/4" NPT X 3/8" Tube	4-31	Cover	5-57
90°		Exhaust Manifold	5-69
1/4" NPT X 3/8" Tube	4-31	Fuel Return Eye Joint	5-63, 5-73
Compression	6-81	Gear Case	5-59
90° 1.06" SAE X -12 JIC	4-29	Hour Meter	5-59
90° 1-5/8"-12 X -20 JIC	4-31	Injector Nozzle	5-63
90° 1-7/8"-12 X -24JIC	4-33	Intake Manifold	5-68
90° Male 1/8" NPT X 3/8" Tube	4-29	Muffler	4-17
90° Street		Oil Pan	5-60
1/4" NPT	4-31	Oil Plug	5-60, 6-81
Bottom Sight Tube	4-33	Pump Cover	5-65
Engine	4-39	Return Flange	5-59
M22 - 1.5 X -12 JIC	7-91	Thermostat	5-67, 6-81
Male 1/4" NPT X 3/8" Tube	4-45	Thermostat Housing	5-67
Street 1/2" NPT	4-33	Turbo-Exhaust Manifold	5-71
Top Sight Tube	4-33	Turbo-Muffler Flange	5-71
Element		Valve Cover	5-56
4IRX3 N & T Oil Filter	4-19	Water Pump	5-74
Main	6-80	Gauge	
Oil Filter	4-29	Discharge Pressure	4-45, 6-81
Oil Filter w/Bypass	6-80	Gear	
OTBV	4-29, 6-80	Ring	5-57
Primary	4-37	Gear Case Complete	5-59
Separator	6-81	Glow Plug	5-63
Separator 260 CFM	4-31	Grommet	
Engine		Clearance Light	4-47
V2403 Tier 2	4-19	Tail Light	4-47
Eye		Guard	
3" Pintle	4-11	Door Edge	4-21, 4-23
		Fan	4-23
<b>F</b>		Light	4-9, 7-85
Fan	4-19	Guide	
Fender	4-13	Dipstick	5-60
Filter		Guide Assembly	
Fuel	4-41, 6-81	Solenoid	5-61
0.7 mm Media	4-41		
Fuel 0.7mm Media	6-81	<b>H</b>	
Oil	6-81	Handle	4-49
Filter Head		Harness	
Separator	4-31	2 Light	4-47
Flange		Heater	
Muffler	5-71	Block	7-97
Water Return	5-59	Hinge	
Flange Assembly		Butt Reverse	4-49
Water	5-67	Spring	
Fluid		Control Panel	4-49
Pro Tec Compressor (1 gal)	6-81	Holder Assembly	
Pro Tec Engine (1 gal)	6-81	Nozzle	5-63
Flywheel Complete	5-57	Hook	
Foam	4-33	Closure Fastener	4-37

## WORD INDEX

Hose	
1/4" . . . . .	4-41
Flexible 3.0" A/E Filter . . . . .	4-39
Fuel 5/16" . . . . .	4-41
Inlet . . . . .	5-71
Oil Cooler . . . . .	5-59
Radiator	
Bottom . . . . .	6-80
Top . . . . .	6-80
Radiator Bottom . . . . .	4-21
Radiator Top . . . . .	4-21
Hose Assembly	
-12 JIC X 22" . . . . .	4-29
-12 JIC X 54" . . . . .	4-29
-12 JIC X 65" . . . . .	4-29
-24 JIC X 26" . . . . .	4-29
-4 JIC X 27" . . . . .	4-29
-4 JIC X 34" . . . . .	4-29
Hourmeter . . . . .	4-45
Digital . . . . .	6-80
Housing	
Flywheel . . . . .	5-57
Lower Thermostat . . . . .	5-67
OTBV . . . . .	4-29
Upper Thermostat . . . . .	5-67
Hub	
Coupling . . . . .	4-25
Hub and Drum with Studs . . . . .	7-87
Hub w/ Cups . . . . .	4-15
<b>I</b>	
Indicator	
Restriction . . . . .	7-98
Injection Pump Assembly . . . . .	5-65
Insert	
1/4" Tube . . . . .	4-33
Tube 1/4" OD X 3/4" . . . . .	6-81
Isolator . . . . .	4-25, 6-81
Rubber . . . . .	6-80
Isolator . . . . .	4-19
<b>J</b>	
Jack Assembly . . . . .	4-11, 6-80
Joint	
Eye . . . . .	5-65
<b>K</b>	
Key	
8 mm X 10 mm X 60 mm Double Radiused . . . . .	4-25
Feather . . . . .	5-77
Replacement Ignition . . . . .	4-45
Kit	
1000 HR Maintenance . . . . .	6-81
500 HR Maintenance . . . . .	6-81
Knob . . . . .	6-80
<b>L</b>	
Laminate	
Instrument Panel . . . . .	4-45
Lamp	
Amber Clearance . . . . .	4-47
Combo Tail . . . . .	4-47
Red Clearance . . . . .	4-47
Latch . . . . .	4-49, 6-81
Lever	
Parking Brake . . . . .	7-89
Lever Kit	
LH Actuating . . . . .	7-89
RH Actuating . . . . .	7-89
Light	
License . . . . .	4-47
<b>M</b>	
Magnet Kit . . . . .	7-89
Manifold	
Exhaust . . . . .	5-69
Manifold Assembly	
Intake . . . . .	5-68
Muffler . . . . .	4-17
0.093" Orifice . . . . .	6-80
Orifice	
0.093" . . . . .	4-31
0.140" . . . . .	6-80
<b>N</b>	
Nipple	
1/4" NPT . . . . .	4-31
1/8" X 3/4" . . . . .	7-98
Closed 3/4" NPT X 1-3/8" . . . . .	7-91
Extra Strong	
1-1/4" X 4" . . . . .	4-31
Filter Air Oil . . . . .	4-31
Nozzle	
0.395" Orifice Sonic . . . . .	4-31
Sonic	
0.395 Orifice . . . . .	6-81



## WORD INDEX

### Nut

Brake Mount Hex	7-87
Flange	5-61, 5-63, 5-65
M06 - 1.0	4-41
M10 - 1.5	4-41
Hex	
M16 - 2.0	4-11, 7-95
Spindle	6-80
Hex 5/16"-18	4-17
Hex 5/16'-18	6-81
Hex Flange M06 - 1.0	4-21, 4-23, 4-43
Hex Flange M08 - 1.25	4-21
Hex Flange M8 - 1.25	4-45
Hex Jam 5/16" - 24	4-19
Hex Lock M06 - 1.0	4-43
Hex Locking M06 - 1.0	4-19
Hex M06 - 1.0	5-77
Hex M08 - 1.25	5-77
Hex M10 - 1.25	5-77
Hex. M08 - 1.25	4-39
Locking	
#10 - 32	4-49
1/4" - 20	7-96
M08 - 1.25	4-49
M12 - 1.75	4-11
M14 - 2.0	4-11
M08 - 1.25	4-41
Plastic #4 - 40	4-45
Spindle	4-15, 7-87
Wheel	6-80, 7-87
Wheel Lug	4-15

Nutsert

Hex M06 - 1.0	4-21, 4-43
---------------	------------

### O

Oil Cooler Assembly	5-59
Oil Pan	5-60
Orifice	5-65
Muffler 0.140"	4-31
O-Ring	
0.644" ID x 0.087"	4-31
2.63" ID X 0.135"	4-29
2-5/8" ID X 9/64"	6-80
4-1/2" ID X 1/8"	4-27, 6-80
5" ID X 1/8"	4-27, 6-80
Breather	5-56
Viton	6-81
O-Ring 3-12	4-33
O-Ring 3-20	4-33

### P

Panel	
Belly Pan Center	7-85
Belly Pan Front	4-9, 7-85
Belly Pan Rear	7-85
Instrument	4-45
Toolbox	4-9, 7-85
Battery	4-9
Rear	4-9
Toolbox Rear	4-9, 7-85
Pin	
Band	5-73
Cotter	4-15, 6-80, 7-87
Shoe hold Down	7-89
Spring	5-59
Straight	5-59
Pipe	
Engine-Turbo Oil	5-73
Exhaust Tail	4-17, 6-81
Injection	5-63
Oil	5-73
Turbo Return Oil	5-73
Water Return	5-56, 5-67
Pipe Assembly	
Over Flow	5-63
Piston	
Unloader	4-27
Plate	
Front Canopy	4-49
Serial Number	4-45
Stud Ball	4-49
Plate Assembly	
LH Backing	7-89
RH Backing	7-89
Plug	
1-5/8" O-Ring	4-33
Adjusting Screw	7-89
Cap	4-37
Dipstick Hole	5-60
Drain	5-60, 6-81
EZ Lube Rubber	7-87
Hex Countersink 3/4 "NPT	7-91
Oil Filler	5-56, 6-81
Oil Filter	5-59, 6-81
Pulley	
Alternator	5-77
Fan Drive	5-77
Pump	
Electric Fuel	4-41
Fuel	6-81
Pump Assembly	
Water	5-74

### R

Radiator	4-21
Radiator Fill	4-52

## WORD INDEX

Reducer	
Tube 3/4" to 1/2" .....	7-91
Relay	
12V 40AMP Weather Sealed .....	6-81
70 Amp 12VDC SPST .....	6-81
Rivet	
0.19" DIA SS .....	4-45
3/16" .....	4-49
Blind .....	4-49
Bulb	
3/16" Aluminum .....	4-49
Rod	
Threaded M06 - 1.0 .....	4-43
Running Gear .....	4-13, 4-15

## WORD INDEX

### S

#### Screw

#4 - 40 X 3/8" SS	4-45
Air Bleeder	5-65, 5-68
Brake Mount	7-87
Cap	
M10 - 1.5 X 30	4-39
Flange Head M12 - 1.75 X 25	7-87, 7-91
Flange	
11/32" X 1-1/8"	4-49
M06 - 1.0 X 20	4-41
M08 - 1.25 X 20	4-49
M14 - 2.0 X 90	4-11
Flange .1/2" - 13 X 1.0"	4-19
Flange M08 - 1.25 X 25	4-19
Flange M12 - 1.75 X 16	4-19
Flange M12 - 1.75 X 30	4-19
Flange M12-1.75 X 70	4-19
Flange M12-1.75 X 90	4-11
Hex	
#10 - 32 X 1"	4-49
#10 - 32 X 1-1/2"	4-49
1/4" - 20 X 1-1/4"	7-96
M08 - 1.25 X 100	4-41
M08 - 1.25 X 20	4-31
M12 - 1.75 X 100	4-11
M16 - 2.0 X 120	7-95
M16 - 2.0 X 75	6-80
Hex 5/16" - 18 X .62	4-25
Hex Cap M08 - 1.25 X 25	4-39
Hex Flange Hd M12-1.75 X 25	4-13
Hex Flange Head M12-1.75 X 30	4-9, 7-85
Hex Flange M08 - 1.25 X 25	4-21
Hex Flange M12 - 1.75 X 25	7-94
Hex Flange M6 - 1.0 X 50	4-21, 4-23
Hex M06 - 1.0 X 20	4-19
Hex M06 - 1.0 X 25	4-19
Hex M08 - 1.25 X 20	4-19
Hex M08 - 1.25 X 25	4-45
Hex M08-1.25 X 20	4-17
Hex M12 - 1.75 X 25	4-43
Hex M16 - 2.0 X 120	4-11
Hex M16 - 2.0 X 75	4-25
Hex Tapping	
M08 - 1.25 X 20	7-96
Locking	
M12 - 1.75 X 70	6-81
Pan Head M06 - 1.0 X 16	4-45
Set M08 - 1.25 X 12	4-25
Socket Head M10 - 1.50 X 30	4-25
Socket Head M10 - 1.50 X 35	4-27
Tapping	
M06 - 1.0 X 12	4-49
M06 - 1.0 X 20	4-49
M08 - 1.25 X 25	4-49
Tapping M06 - 1.0 X 12	4-21, 4-23
Tapping M06-1.0 X 12 Tan	4-9, 7-85
Tapping M06-1.0 X 14	4-13

Tapping M08 - 1.25 X 20	4-25, 4-33, 7-93
Tapping M08 - 1.25 X 20 Black	4-47
Tapping M08 - 1.25 X20	4-21, 4-23
Tapping M08-1.25 X 20	4-9, 4-17, 7-85
Tapping M08-1.25 X20	4-11
with Washer M05 - 0.8 X 10	5-56
with Washer M05 - 0.8 X 20	5-63
Screw Assembly	
Adjusting	7-89
Seal	
EZ Lube Grease	7-87
Grease	4-15, 6-80
Lip M48.12	4-27, 6-80
U Type	4-27, 4-29
U-Type	6-80
Seat	
Valve	5-59
Shield	
Breather	5-56
Shim	
Injection Pump	5-65
Shroud	
Fan	4-23
Solenoid	
Fuel	6-81
Solenoid Assembly	5-61
Spacer	
Fan	5-74
Spindle	
Washer	6-80
Spring	
Adjuster	7-89
Coil	4-27, 6-80
Gas	4-49, 6-81
Retractor	7-89
Shoe hold Down	7-89
Unloader	4-27, 6-80
Standpipe Assembly	4-41
Starter Assembly	5-75
Stay	5-77
Dynamo	5-77
Stem	
Piston	4-27
Valve	4-16
Strap	
Ground	4-43
Tie Down	
14"	7-96
Stud	5-59, 5-61, 5-65, 5-67, 5-69, 5-71, 5-74, 5-75, 7-87
Ball	6-81
Wheel	4-15, 6-80
Sump	
Oil	5-60
Support	
Alternator	5-77
LRG	7-91
Radiator	4-21

## WORD INDEX

Switch	
20 NC	4-31
4-Pole Start	6-80
Key	4-45
Pressure	4-19
Pressure 12 PSI N/O	6-81
Pressure 20PSI NC	6-80
Temperature	4-29
Temperature 248 Deg	6-80, 6-81
Temperature 248° F	4-31
Water Temperature	4-19, 6-81

### T

Tank	
Fuel	4-41
Separator	4-33
Tee	
1/4" NPT X 3/8" Tube	4-45
1/8" NPTF X 1/8" Tube X 1/8" Tube	4-35
1-1/16" SAE X -12 JIC X -12 JIC	4-33
Branch	
1/4" Tube X 7/16" Tube	4-29
Street	
1/4" NPT	4-31
Street 1/4" NPT	4-31
Thermostat	5-67, 6-81
Tie	
Cable	
1/8" X 8"	4-47
Tire	
ST175/80D13	4-16
Toolbox	
External	7-93
Tube	6-81
Breather	5-56
Exhaust	4-17
Jack Mount	6-80
Jack Mounting	4-11
Oil	5-73
Separator Discharge	4-31
Separator Tank to Filter	4-33
Sight Gage	4-33
Tubing	
3/8" OC	4-35
3/8" Synflex	4-31
5/16"	4-23
Tywrap	
SS	4-17

### U

U-Bolt	
M10 - 1.5	4-41

### V

Valve	
2 Way Start / Run	4-45
Ball	
1/4" NPT	4-31
Blowdown	4-31, 6-80
Check	4-31
Check 0.062" Orifice	6-80
Check 0.078" Orifice	4-29, 6-80
Dust Ejector	4-37
Pressure Regulator 1/4" NPT	
200 PSI	6-80
Pressure Regulator 200 PSI	4-31
Pressure Relief	6-81
Safety 200 PSI	4-33
T-Handle Ball 3/4" NPT	7-91
Two-Way Start/Run	
1/4" - 18 NPT	6-80
Unloader	4-27
Wye	4-31

### W

Washer	
1/4" Flat	4-19, 4-43
Flat	4-23
#10	4-49
1/4" ID	7-96
5/8"	4-11
Flat 1/2"	4-43
Flat. 3/8"	4-41
Plain	5-77
Snubber	
1/2" ID	6-81
21/32" ID X 3" OD	6-80
5/8" ID X 2-1/2" OD	6-80
Snubber 2-1/4" X 5/8"	4-25
Snubber 3" X 5/8"	4-25
Snubbing	4-19
Spindle	4-15, 7-87
Spring	5-71
Spring Lock	5-57, 5-59, 5-67, 5-74, 5-75, 5-77
Wheel	
13" - Eight Spoke Zero Offset	4-16
Wrap	
Heat Shield	4-17





Doosan Infracore Portable Power  
1293 Glenway Drive  
Statesville, N.C. 28625  
[www.doosanportablepower.com](http://www.doosanportablepower.com)

**Doosan Infracore**  
Portable Power