



PARTS MANUAL

COMPRESSOR MODEL

**P185WJD, XP185WJD, P185WJD R,
P185WJD HK**

Code: E

Doosan purchased Bobcat Company from Ingersoll-Rand Company in 2007. Any reference to Ingersoll-Rand Company or use of trademarks, service marks, logos, or other proprietary identifying marks belonging to Ingersoll-Rand Company in this manual is historical or nominative in nature, and is not meant to suggest a current affiliation between Ingersoll-Rand Company and Doosan Company or the products of either.

Utility Equipment
P.O. Box 868 - 501 Sanford Ave
Mocksville, N.C. 27028
www.irutilityequipment.com

Book 22546998 Revision E (12/06)

Revised (09-12)

TABLE OF CONTENTS

TITLE	PAGE
Section B - COMPRESSOR PARTS	
FRAME ASSEMBLY	B-2
FRAME ASSEMBLY	B-3
FRAME ASSEMBLY	B-4
FRAME ASSEMBLY	B-5
JACK ASSEMBLY	B-6
RUNNING GEAR COMPLETE Prior to S/N 358350	B-7
RUNNING GEAR COMPLETE Begin w/ S/N 358350	B-8
15" TIRE & WHEEL	B-9
TAIL LIGHT & BRAKE WIRING	B-10
ENGINE & EXHAUST COMPLETE	B-11
ENGINE & EXHAUST COMPLETE	B-12
ENGINE & EXHAUST COMPLETE	B-13
ENGINE & EXHAUST COMPLETE	B-14
COOLERS COMPLETE	B-15
COOLERS COMPLETE	B-16
COOLERS COMPLETE	B-17
AIREND COMPLETEV PRIOR TO SN 326650	B-18
AIREND COMPLETEV BEGIN WITH SN 326650	B-19
AIREND ASSEMBLY	B-20
AIREND ASSEMBLY	B-21
AIREND ASSEMBLY	B-22
OIL TEMPERATURE BY-PASS VALVE PRIOR TO SN 335786	B-23
OIL TEMPERATURE BY-PASS VALVE BETWEEN SN 335786 & 373445	B-24
OIL TEMPERATURE BY-PASS VALVE BEGIN with SN 373446	B-25
SEPARATOR TANK COMPLETE PRIOR TO SN 341775	B-26
SEPARATOR TANK COMPLETE PRIOR TO SN 341775	B-27
SEPARATOR TANK COMPLETE PRIOR TO SN 341775	B-28
SEPARATOR TANK COMPLETE PRIOR TO SN 341775	B-29
SEPARATOR TANK COMPLETE PRIOR TO SN 341775	B-30
SEPARATOR TANK COMPLETE BEGIN WITH SN 341775	B-31
SEPARATOR TANK COMPLETE BEGIN WITH SN 341775	B-32
SEPARATOR TANK COMPLETE BEGIN WITH SN 341775	B-33
FUEL TANK COMPLETE	B-34
FUEL TANK COMPLETE	B-35
AIR INTAKE FILTERS & RELAY MOUNTING	B-36
AIR CLEANER ASM.	B-37
BATTERY ASSEMBLY	B-38
INSTRUMENT / CONTROL PANEL PRIOR TO SN 326422	B-39
INSTRUMENT / CONTROL PANEL PRIOR TO SN 326422	B-40
INSTRUMENT / CONTROL PANEL PRIOR TO SN 326422	B-41
INSTRUMENT / CONTROL PANEL BETWEEN SN 326421 & 333282	B-42
INSTRUMENT / CONTROL PANEL BETWEEN SN 333281 & 340182	B-43
INSTRUMENT / CONTROL PANEL BEGIN WITH SN 340182	B-44
WIRING DIAGRAM TO S/N 308296	B-45
WIRING DIAGRAM BETWEEN S/N 308296 & 326649	B-46
WIRING DIAGRAM BEGIN with S/N 326649	B-47
WIRING DIAGRAM BEGIN with S/N 326649	B-48
TAIL LIGHT WIRING DIAGRAM	B-49
AIR & OIL PIPING TO S/N 296411	B-50
AIR & OIL PIPING TO S/N 296411	B-51
AIR & OIL PIPING TO S/N 296411	B-52
AIR & OIL PIPING BETWEEN S/N 296410 & 341755	B-53
AIR & OIL PIPING BETWEEN S/N 296410 & 341755	B-54
AIR & OIL PIPING BETWEEN S/N 296410 & 341755	B-55

TABLE OF CONTENTS

TITLE	PAGE
AIR & OIL PIPING BETWEEN S/N 296410 & 341755	B-56
AIR & OIL PIPING BEGIN WITH S/N 341755	B-57
AIR & OIL PIPING BEGIN WITH S/N 341755	B-58
AIR & OIL PIPING BEGIN WITH S/N 341755	B-59
AIR & OIL PIPING BEGIN WITH S/N 341755	B-60
AIR & OIL PIPING	B-61
AIR & OIL PIPING	B-62
AIR & OIL PIPING OPTIONS	B-63
AIR & OIL PIPING OPTIONS	B-64
ENCLOSURE (UPPER) PRIOR TO SN 306522	B-65
ENCLOSURE (UPPER) PRIOR TO SN 306522	B-66
ENCLOSURE (LOWER) PRIOR TO SN 306522	B-67
ENCLOSURE BETWEEN SN 306522 and 326650	B-68
ENCLOSURE BETWEEN SN 306522 and 326650	B-69
ENCLOSURE BETWEEN SN 306522 and 326650	B-70
ENCLOSURE BETWEEN SN 306522 and 326650	B-71
ENCLOSURE (LOWER) BEGIN WITH SN 326650	B-72
ENCLOSURE (LOWER) BEGIN WITH SN 326650	B-73
ENCLOSURE (UPPER) BEGIN WITH SN 326650	B-74
ENCLOSURE (UPPER) BEGIN WITH SN 326650	B-75
FOAM INSULATION COMPLETE	B-76
DECAL LOCATION	B-77
DECAL LOCATION	B-78

TABLE OF CONTENTS

TITLE	PAGE
Section C - OPTION PARTS	
AXLE, ELECTRIC BRAKE	C-2
SHOE, ELECTRIC BRAKE	C-3
AXLE, EZ LUBE	C-4
AXLE, HYDRAULIC BRAKE	C-5
SHOE, HYDRAULIC BRAKE	C-6
BRAKES, 4-LIGHT w/ ELECTRIC	C-7
BRAKES, 4-LIGHT w/ ELECTRIC	C-8
BRAKES, PARK w/ ELECTRIC	C-9
BRAKES, PARK w/ ELECTRIC	C-10
BRAKES, ADJ. HT. DRAWBAR w/ HYDRAULIC	C-11
BRAKES, ADJ. HT. DRAWBAR w/ HYDRAULIC	C-12
BRAKES, EXTENDED DRAWBAR w/ HYDRAULIC	C-13
BRAKES, EXTENDED DRAWBAR w/ HYDRAULIC	C-14
BRAKES, HYDRAULIC	C-15
BRAKES, HYDRAULIC	C-16
BRAKES, PARK W/ HYDRAULIC	C-17
BRAKES, PARK W/ HYDRAULIC	C-18
DRAINS, CENTRAL	C-19
DRAINS, CENTRAL	C-20
DRAIN, FUEL TANK	C-21
DRAWBAR, ADJUSTABLE HEIGHT	C-22
DRAWBAR, EXTENDED	C-23
DRAWBAR, EXTENDED / ADJUSTABLE HEIGHT	C-24
GAUGE, 4-in-1	C-25
GAUGE, FUEL LEVEL	C-26
GAUGE, TACHOMETER	C-27
HEATER, BLOCK	C-28
INDICATOR, SEPARATOR DELTA P	C-29
DROPLEG, BUMPER w/ REAR	C-30
LIGHT, REVOLVING AMBER	C-31
OILER, 1 QUART HOSE REEL	C-32
OILER, 2 QUART HOSE REEL	C-33
PANEL, FULL DIAGNOSTICS INSTRUMENT w/ ELECTRIC AFRI	C-34
PANEL, FULL GAUGE INSTRUMENT wo/ START-RUN VALVE	C-35
PANEL, FULL GAUGE INSTRUMENT wo/ START-RUN VALVE	C-36
LAMP, PANEL ILLUMINATION	C-37
REEL ASM., HOSE	C-38
REEL, SINGLE HOSE	C-39
REEL, SINGLE HOSE	C-40
REEL, DOUBLE HOSE	C-41
REEL, DOUBLE HOSE	C-42
SCHEMATIC, 4 LIGHT WIRING	C-43
SCHEMATIC, OPTION WIRING	C-44
VALVE, ELECTRIC START-RUN	C-45
VALVE, MINIMUM PRESSURE	C-46
MISCELLANEOUS OPTIONS	C-47

TABLE OF CONTENTS

TITLE

PAGE

Section A- Parts Ordering



GENERAL

This publication, which contains an illustrated parts breakdown, has been prepared as an aid in locating those parts which may be required in the maintenance of the unit. Always insist on genuine Ingersoll-Rand Company parts for your compressor.

Ingersoll-Rand Company can bear no responsibility for injury or damages resulting directly from the use of non-approved repair parts.

Ingersoll-Rand Company service facilities and parts are available worldwide. Consult local yellow pages or visit: www.portablepower.irco.com.

Special order parts may not be included in this manual. Contact the Mocksville Parts Department with the unit serial number for assistance with these special parts.

Description

The illustrated parts breakdown illustrates and lists the various assemblies, subassemblies and detailed parts which make up this particular machine. This covers the standard models and the more popular options that are available.

In referring to the rear, the front or to either side of the unit, always consider the drawbar end of the unit as the front.

Standing at the rear of the unit facing the drawbar (front) will determine the right and left sides.

Fasteners

Both SAE/inch and ISO/metric hardware have been used in the design and assembly of these units. In the disassembly and reassembly of parts, extreme care must be taken to avoid damaging threads by the use of wrong fasteners.

How To Order

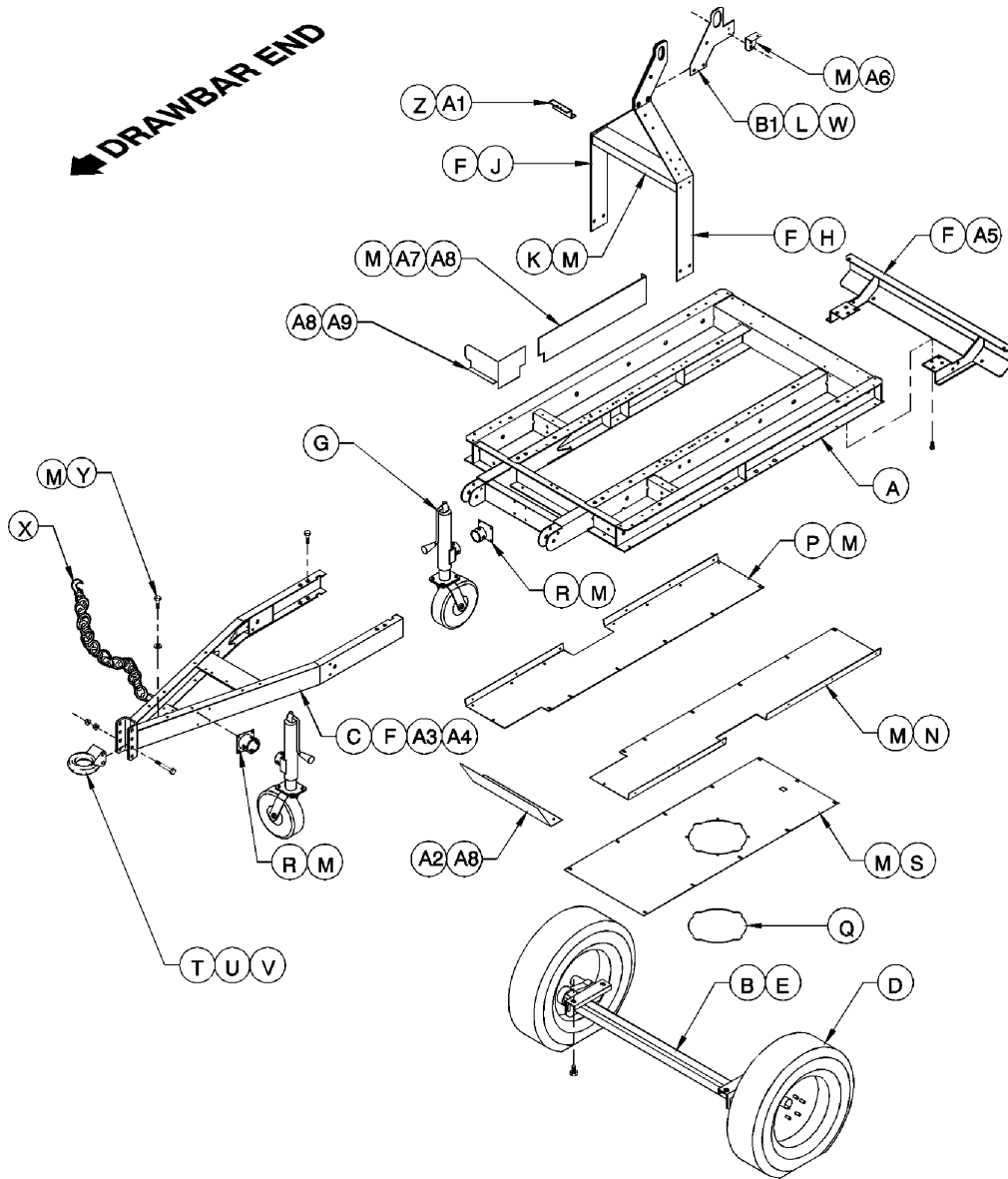
Always specify the model and serial number of the unit.

Specify the part number and description.

Section B - COMPRESSOR PARTS



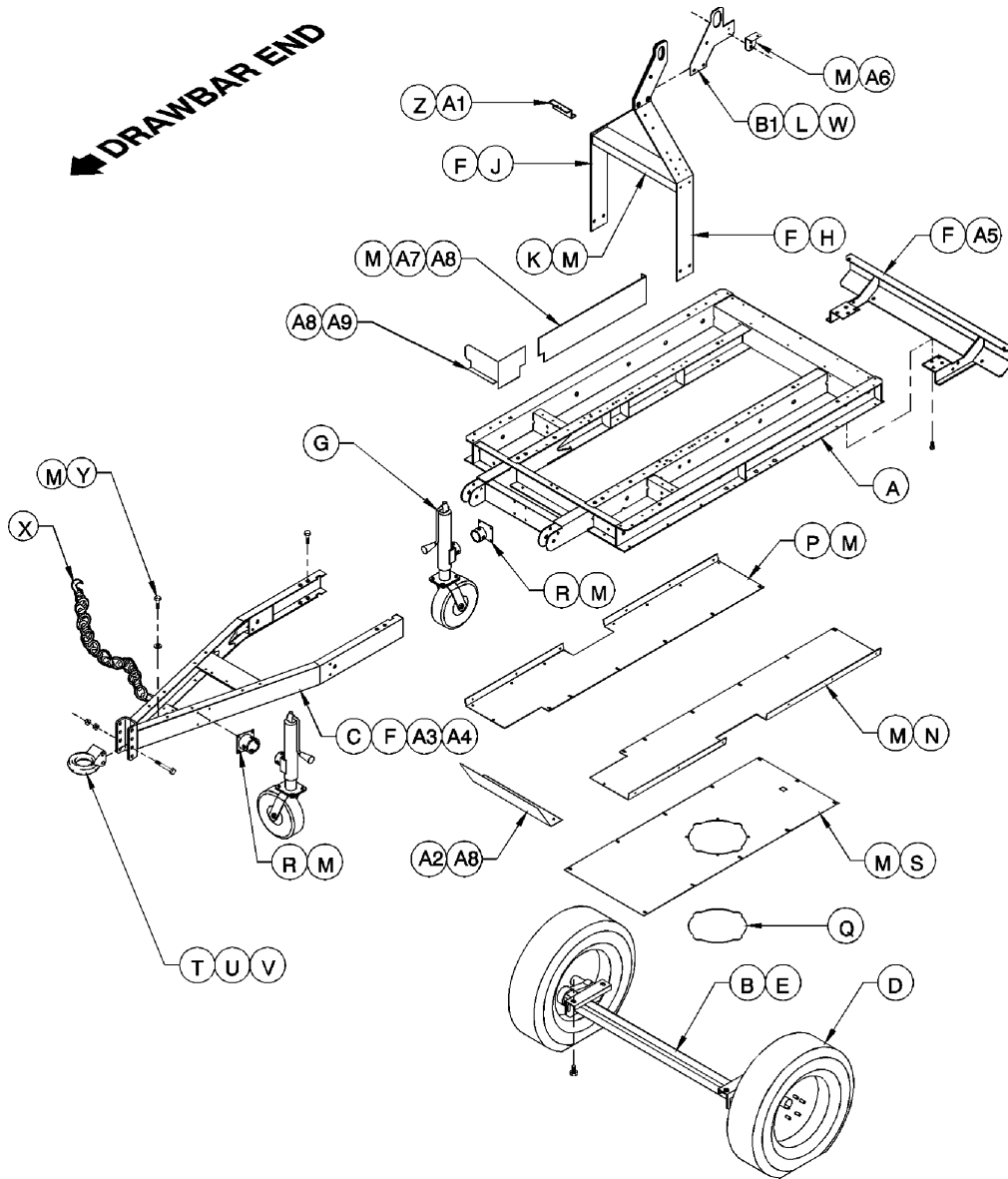
FRAME ASSEMBLY



22546998_02_06/04_F

ITEM	COMM. NO.	DESCRIPTION	QTY	DIMENSIONS/NOTES
A	36889707	FRAME	1	Prior to SN 306522
	36923381	FRAME	1	SN 306522 TO 308296
	54436803	FRAME	1	Brgin w/ SN 308295
B	36882751	GEAR ASM., RUNNING	1	Prior to S/N 358694
	22469860	GEAR ASM., RUNNING	1	Begin w/ S/N 358694
C	36883841	DRAWBAR	1	Prior to SN 298372
	36886364	DRAWBAR	1	Begin w/ SN 298372
D	36073559	WHEEL ASM., 15" TIRE and	2	
E	96747142	SCREW, HEX M16-2.0 X 30	4	
F	36789492	SCREW, HEX FLANGE HD M12 X 25	8	
G	36888709	JACK ASM.	1	
H	36880896	BAIL, STSD LIFT	1	
J	36880888	BAIL, CRBSD LIFT	1	

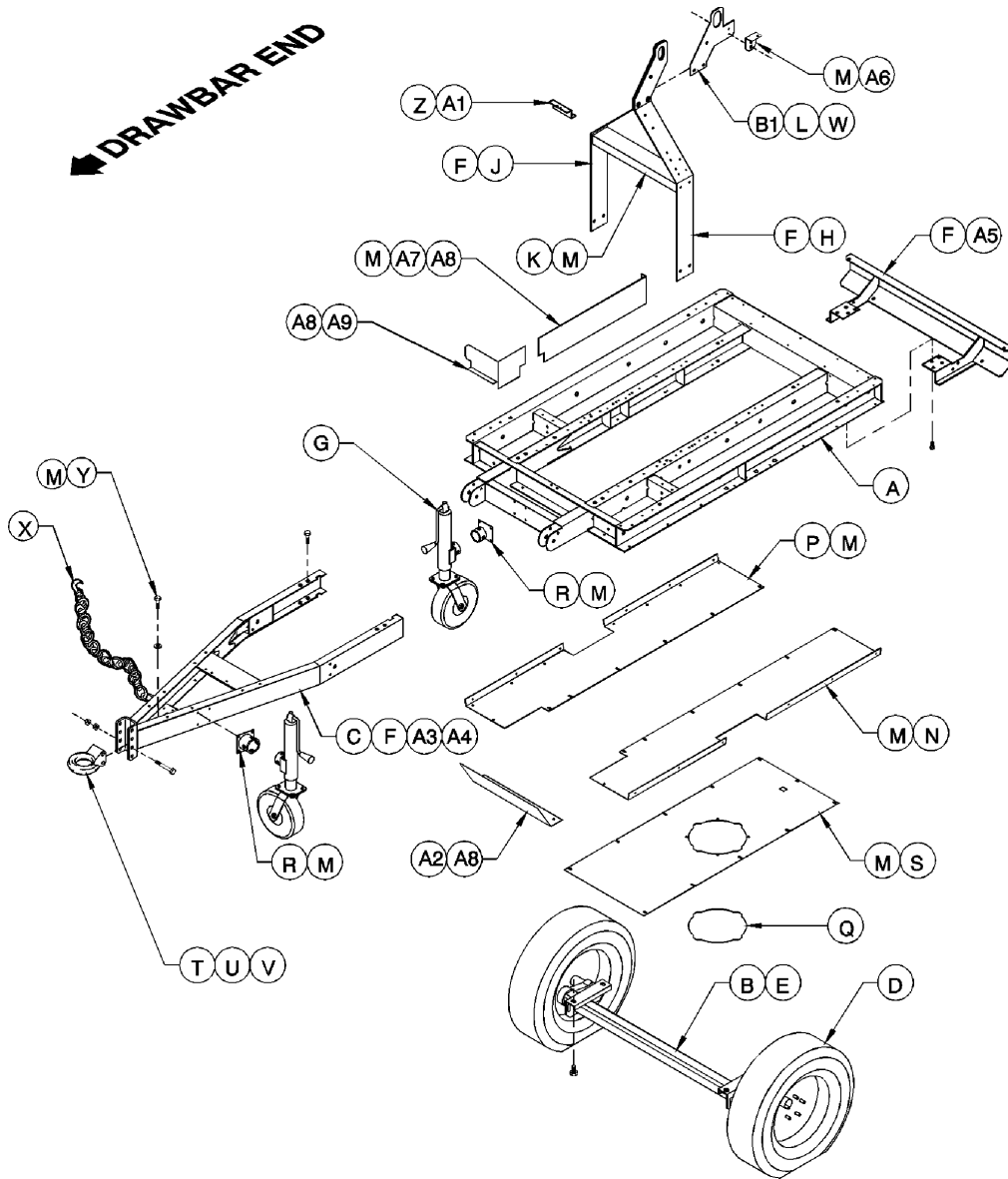
FRAME ASSEMBLY



22546998_02_06/04_F

ITEM	COMM. NO.	DESCRIPTION	QTY	DIMENSIONS/NOTES
K	36880904	CROSSMEMBER, LIFT BAIL	1	
L	36882165	PLATE, BAIL EYE	1	
M	35279025	SCREW, TAPPING M08-1.25 X 20	36	
N	36882686	PAN, STSD BELLY	1	Standard
	54529292	PAN, STSD BELLY	1	Galvanneal
P	36882678	PAN, CRBSD BELLY	1	Standard
	54529284	PAN, CRBSD BELLY	1	Galvanneal
Q	36880623	COVER, FLEXABLE ACCESS	1	
R	36796068	TUBE, JACK MOUNTING	2	

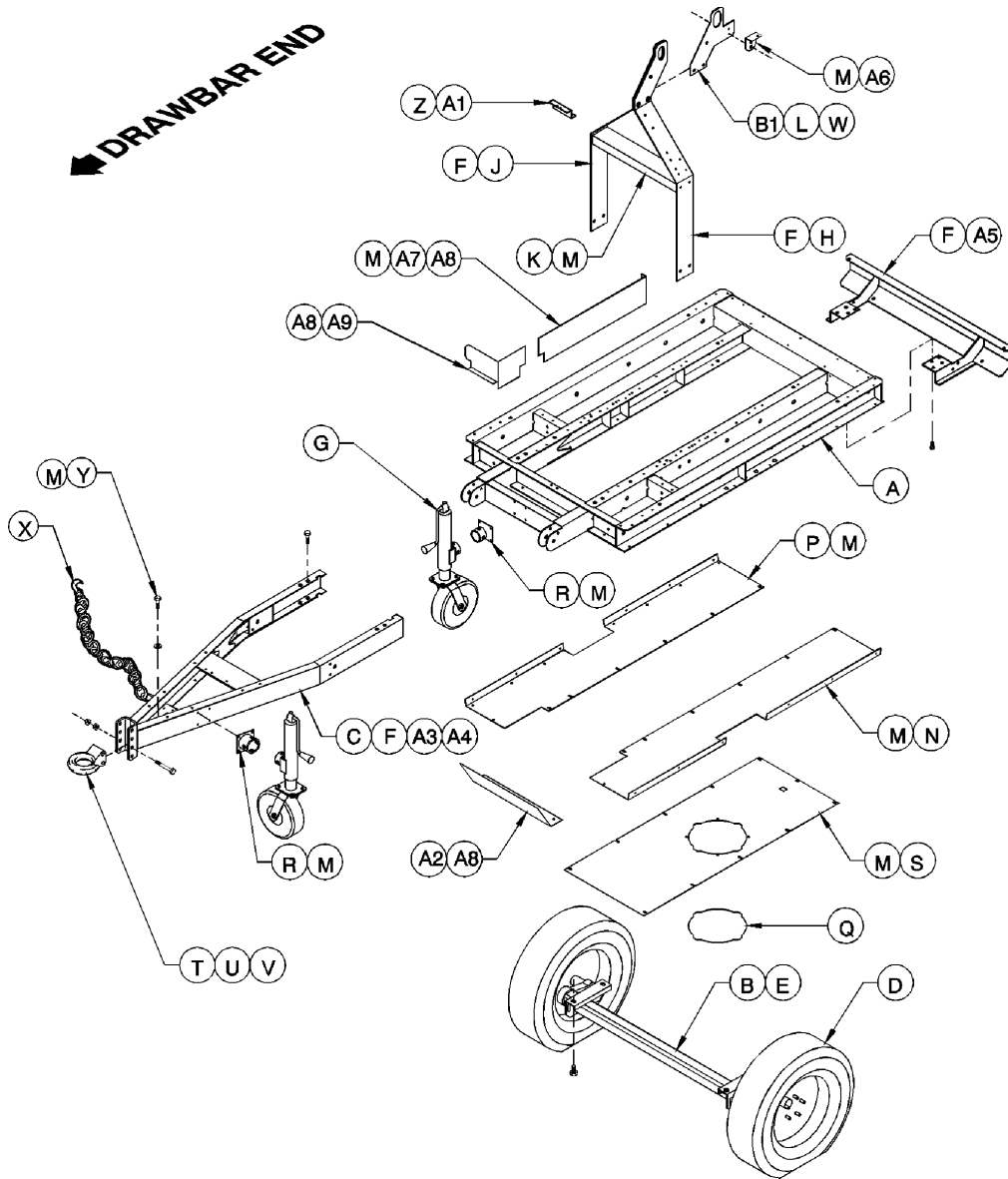
FRAME ASSEMBLY



22546998_02_06/04_F

ITEM	COMM. NO.	DESCRIPTION	QTY	DIMENSIONS/NOTES
S	36880441	PAN, CENTER BELLY	1	Standard
	54529086	PAN, CENTER BELLY	1	Galvanneal
T	35605187	EYE, PINTEL	1	
U	35376094	SCREW, HEX M16-2.0 X 120	2	
V	96701750	NUT, HEX M16-2.0	4	
W	36879203	NUT, HEX FLANGE M12	3	
X	22144521	CHAIN & HOOK ASM.	2	
Y	95934907	WASHER, FLAT	2	
Z	22065684	BRACKET, RELAY	1	
A1	35300771	SCREW, TAPPING M08-1.25 X 20	2	

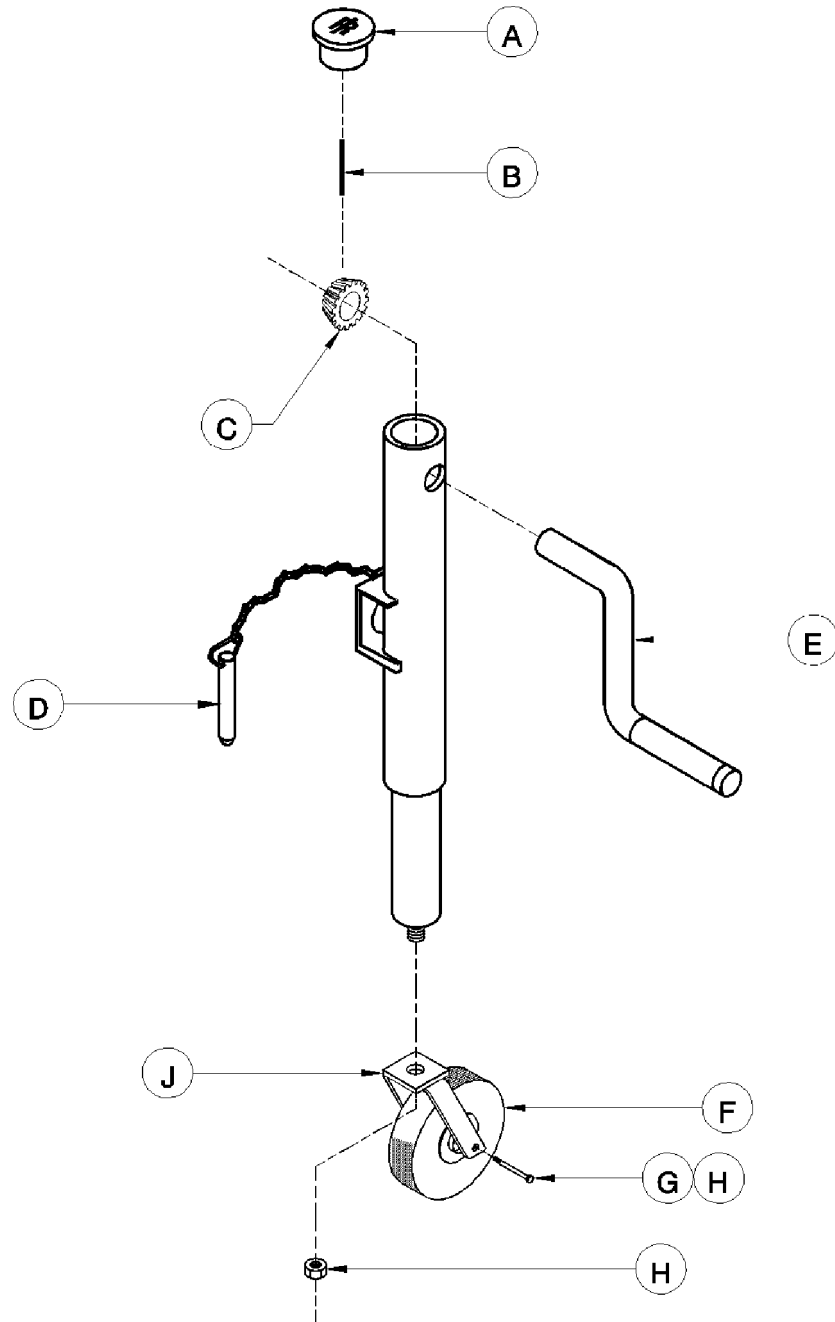
FRAME ASSEMBLY



22546998_02_06/04_F

ITEM	COMM. NO.	DESCRIPTION	QTY	DIMENSIONS/NOTES
A2	36881423	BAFFLE, INLET	1	Standard
	54529094	BAFFLE, INLET	1	Galvanneal
A3	35290113	SCREW, HEX M16-2.0 X 75	2	
A4	96704630	NUT, HEX NYLOC M16-2.0	2	
A5	36776649	BUMPER	1	Prior to SN 298372
	36921930	BUMPER	1	Between SN 298372 to 335978
A6	36883510	ANGLE, ROOF TIE	1	
A7	36884708	GUARD, TOOL BOX	1	
A8	36787652	SCREW, TAPPING M06-1.0 X 12	13	
A9	36884716	GUARD, BATTERY	1	
B1	36877793	SCREW, HEX FLANGE HD M12 X 40	3	

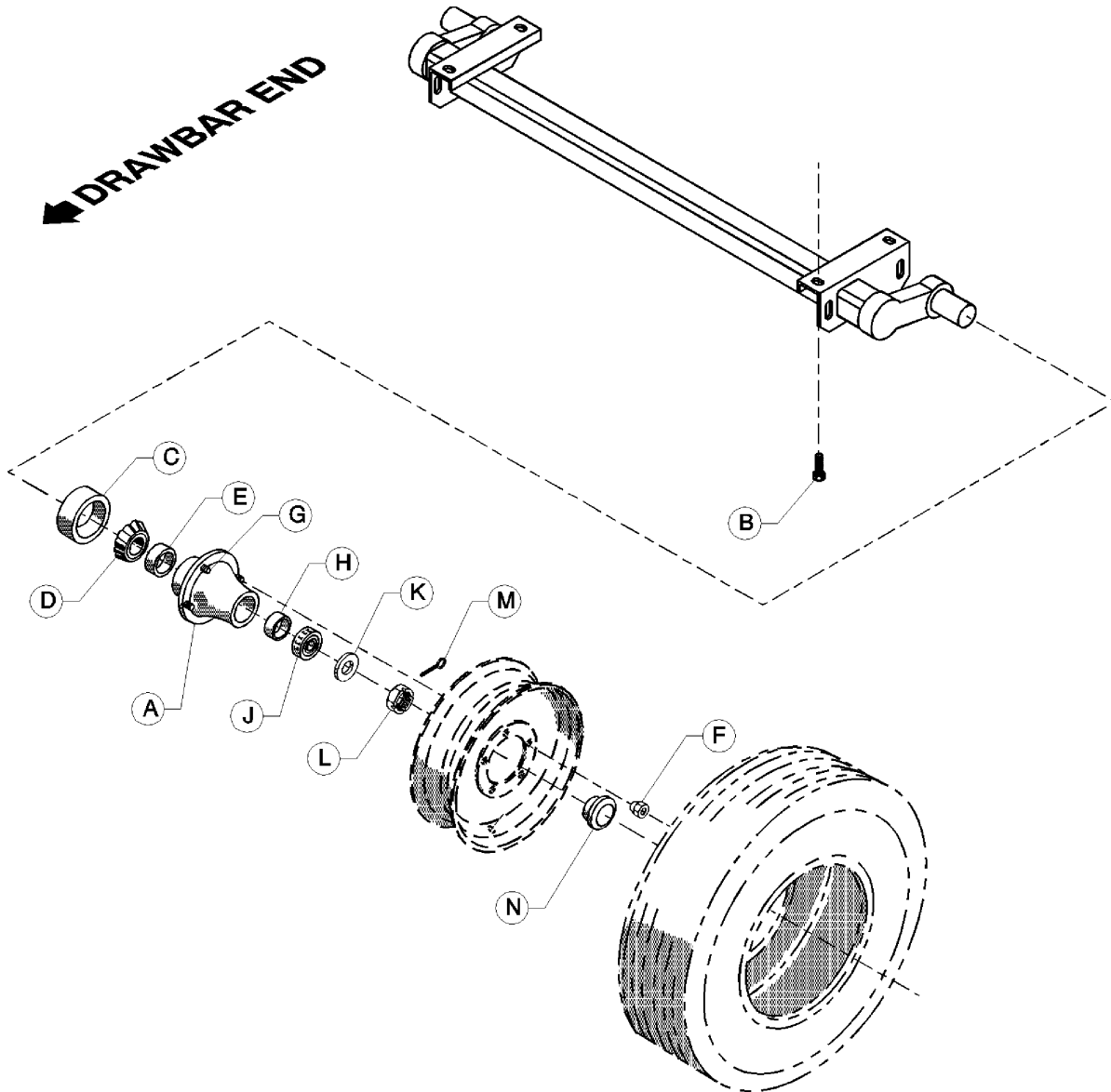
JACK ASSEMBLY



22546998_10_06/04_B

ITEM	COMM. NO.	DESCRIPTION	QTY	DIMENSIONS/NOTES
A	35392521	CAP	1	
B	35392539	PIN, ROLL	1	
C	35392547	GEAR, DRIVE	1	
D	35392554	PLUNGER PIN KIT	1	
E	35392562	HANDLE ASM.	1	
F	35392588	CASTER WHEEL	1	
G	35392596	BOLT, CASTER WHEEL 1/2-13 X 3.18"	1	
H	95923348	NUT, HEX NYLOC 1/2-13	2	
J	35392570	YOKE, CASTER WHEEL	1	

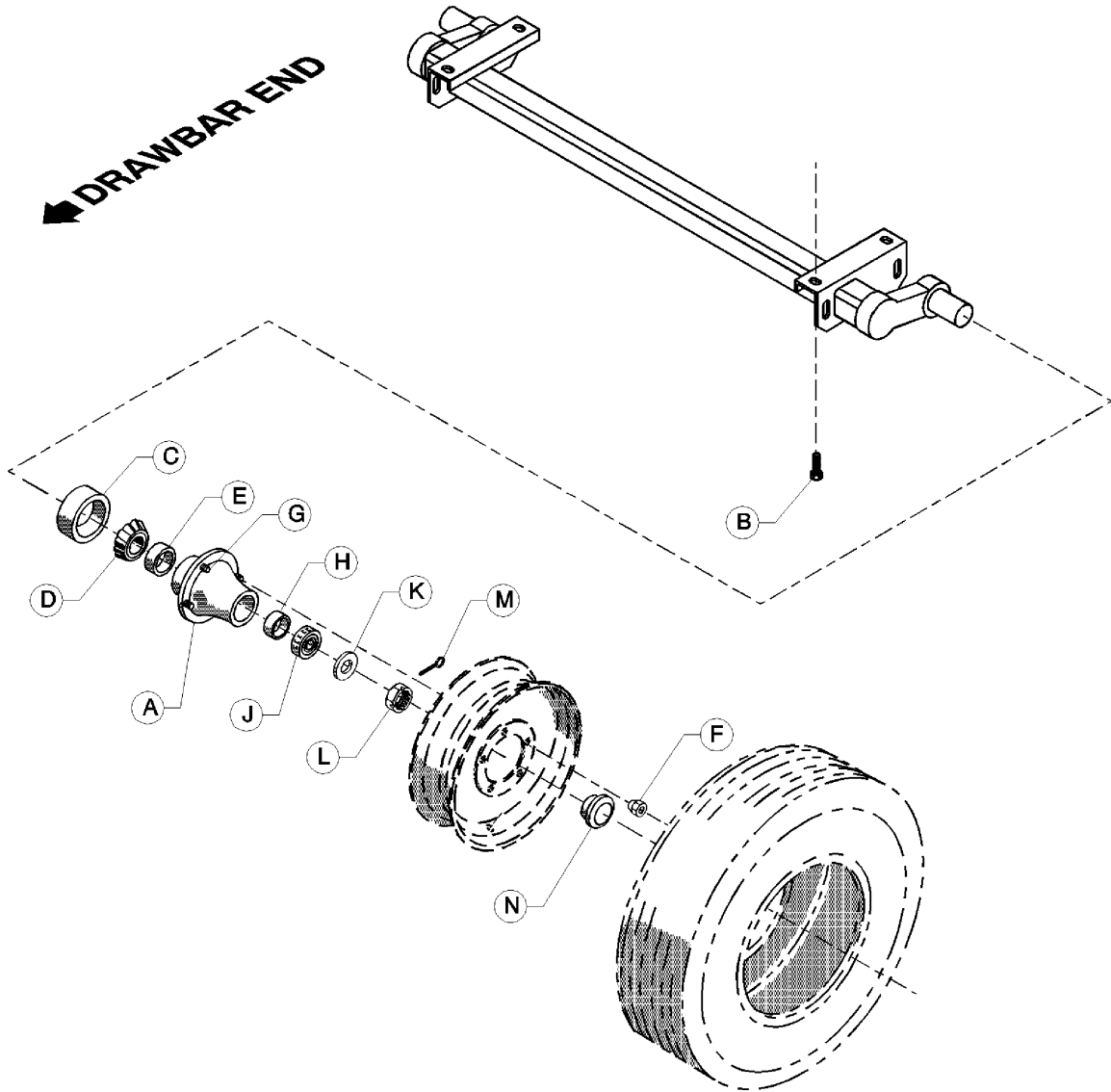
RUNNING GEAR COMPLETE Prior to S/N 358350



22546998_04_01/06_C

ITEM	COMM. NO.	DESCRIPTION	QTY	DIMENSIONS/NOTES
A	36848158	HUB w/ CUPS & STUDS	2	
B	96747142	SCREW, HEX M16-2.0 X 30	4	
C	35391101	SEAL, GREASE	2	
D	35361864	CONE, INNER BEARING	2	
E	35361872	CUP, INNER BEARING	2	Included in Item A
F	35315274	NUT, WHEEL	10	
G	35361898	STUD, WHEEL	10	Included in Item A
H	35315183	CUP, OUTER BEARING	2	Included in Item A
J	35315191	CONE, OUTER BEARING	2	
K	35315209	WASHER, SPINDLE	2	
L	35315217	NUT, SPINDLE	2	
M	35315225	PIN, COTTER	2	
N	35391127	CAP, GREASE	2	

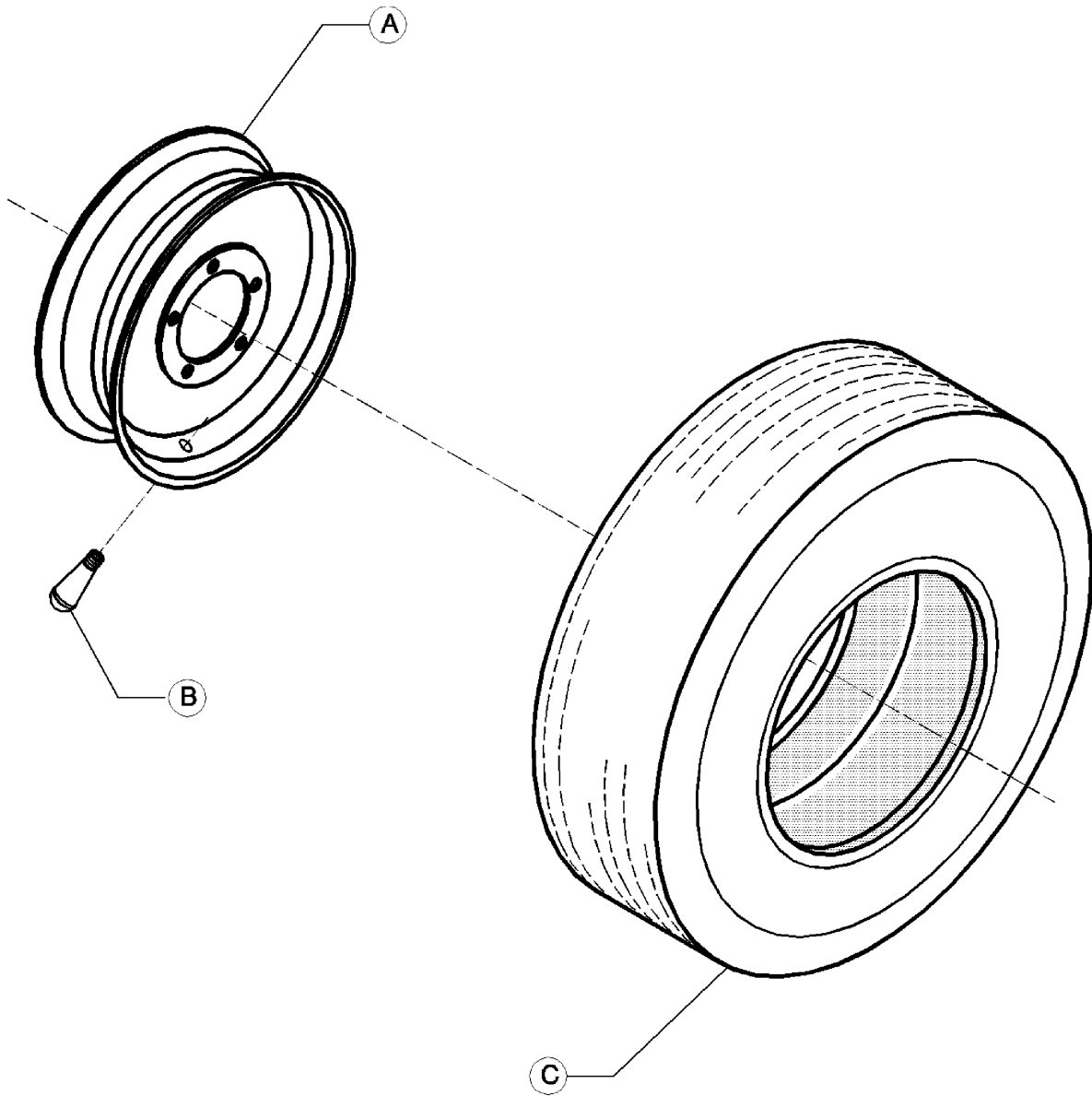
RUNNING GEAR COMPLETE Begin w/ S/N 358350



22546998_04_01/06_C

ITEM	COMM. NO.	DESCRIPTION	QTY	DIMENSIONS/NOTES
A	36848158	HUB w/ CUPS & STUDS	2	
B	96747142	SCREW, HEX M16-2.0 X 30	4	
C	35315142	SEAL, GREASE	2	
D	35361864	CONE, INNER BEARING	2	
E	35361872	CUP, INNER BEARING	2	Included in Item A
F	35315274	NUT, WHEEL	10	
G	35361898	STUD, WHEEL	10	Included in Item A
H	35315183	CUP, OUTER BEARING	2	Included in Item A
J	35315191	CONE, OUTER BEARING	2	
K	22805436	WASHER, SPINDLE	2	
L	35315217	NUT, SPINDLE	2	
M	35315225	PIN, COTTER	2	Prior to S/N 3634500
	22805444	WASHER, TANG	2	Begin w/ S/N 363500
N	35315233	CAP, GREASE	2	

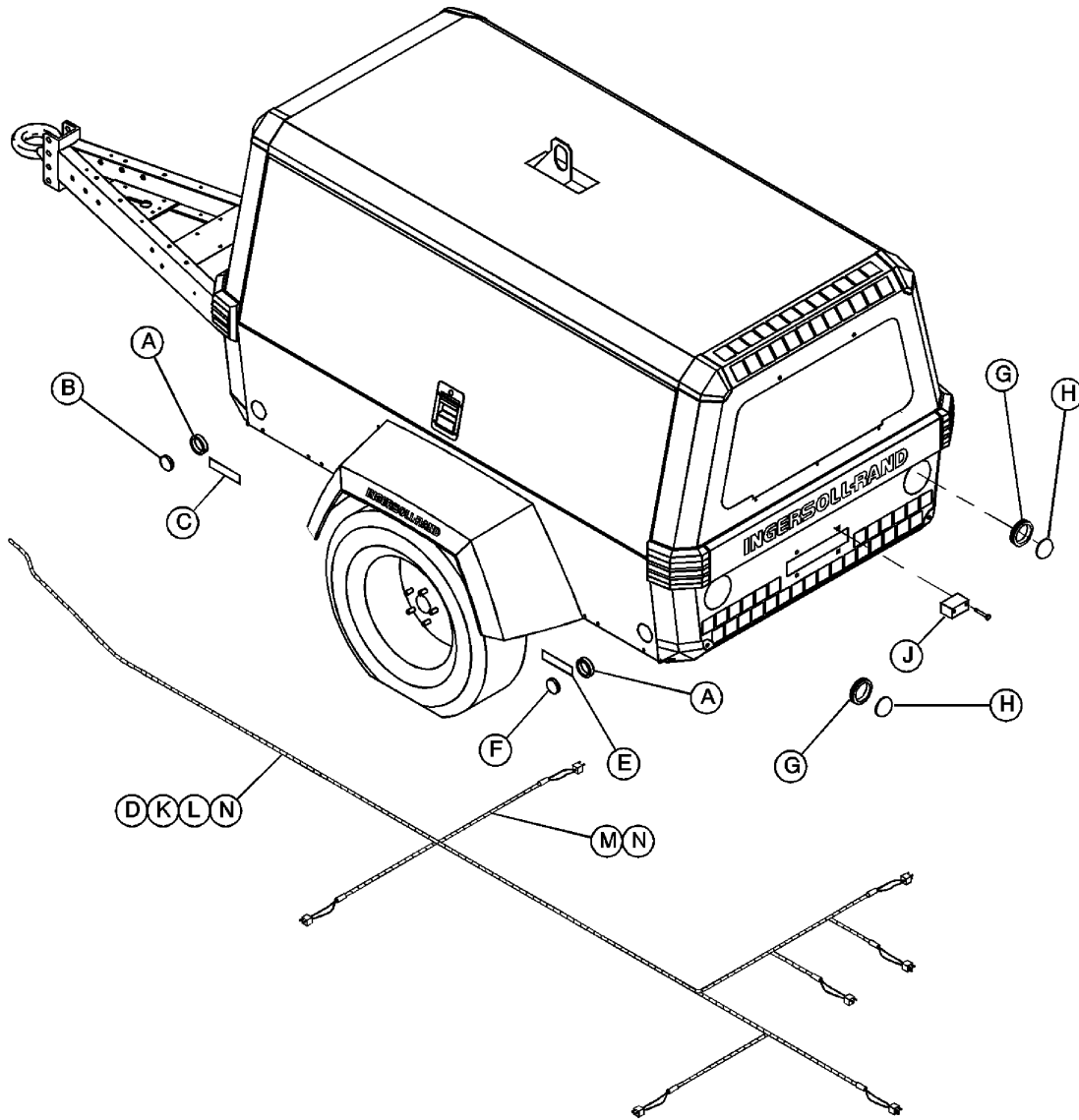
15" TIRE & WHEEL



22546998_06_06/04_A

ITEM	COMM. NO.	DESCRIPTION	QTY	DIMENSIONS/NOTES
A	35277706	WHEEL, 15 X 6	1	
B	35282565	STEM, VALVE	1	
C	22246276	TIRE, ST205/75D15	1	

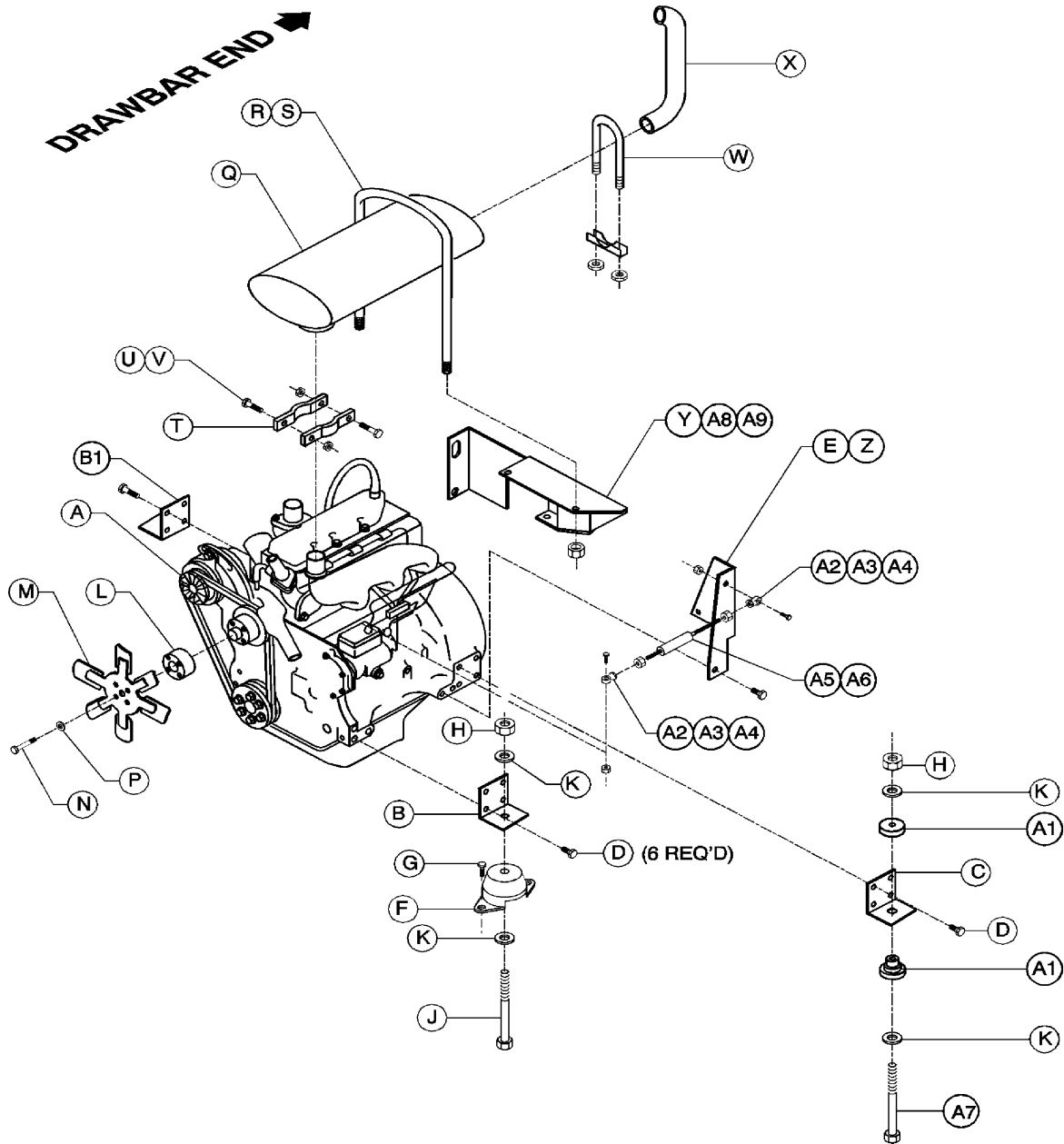
TAIL LIGHT & BRAKE WIRING



22546998_08_06/04_A

ITEM	COMM. NO.	DESCRIPTION	QTY	DIMENSIONS/NOTES
A	36893634	GROMMET, CLEARANCE LIGHT	4	
B	35367051	LIGHT, AMBER CLEARANCE	2	
C	36894616	REFLECTOR, AMBER	2	
D	36893196	HARNESS, 2-LIGHT	1	
E	36894608	REFLECTOR, RED	2	
F	35367044	LIGHT, RED CLEARANCE	2	
G	36787968	GROMMET, TAIL LIGHT	2	
H	36788081	LIGHT, COMBO TAIL	2	
J	54726468	LIGHT, LICENSE	1	
K	35253038	CLAMP, 3/8" SUPPORT	7	
L	35279025	SCREW, TAPPING M08-1.25 X 20	3	
M	36853174	CLAMP, 1/4" SUPPORT	2	
N	92368687	SCREW, TAPPING M06-1.0 X 14	4	

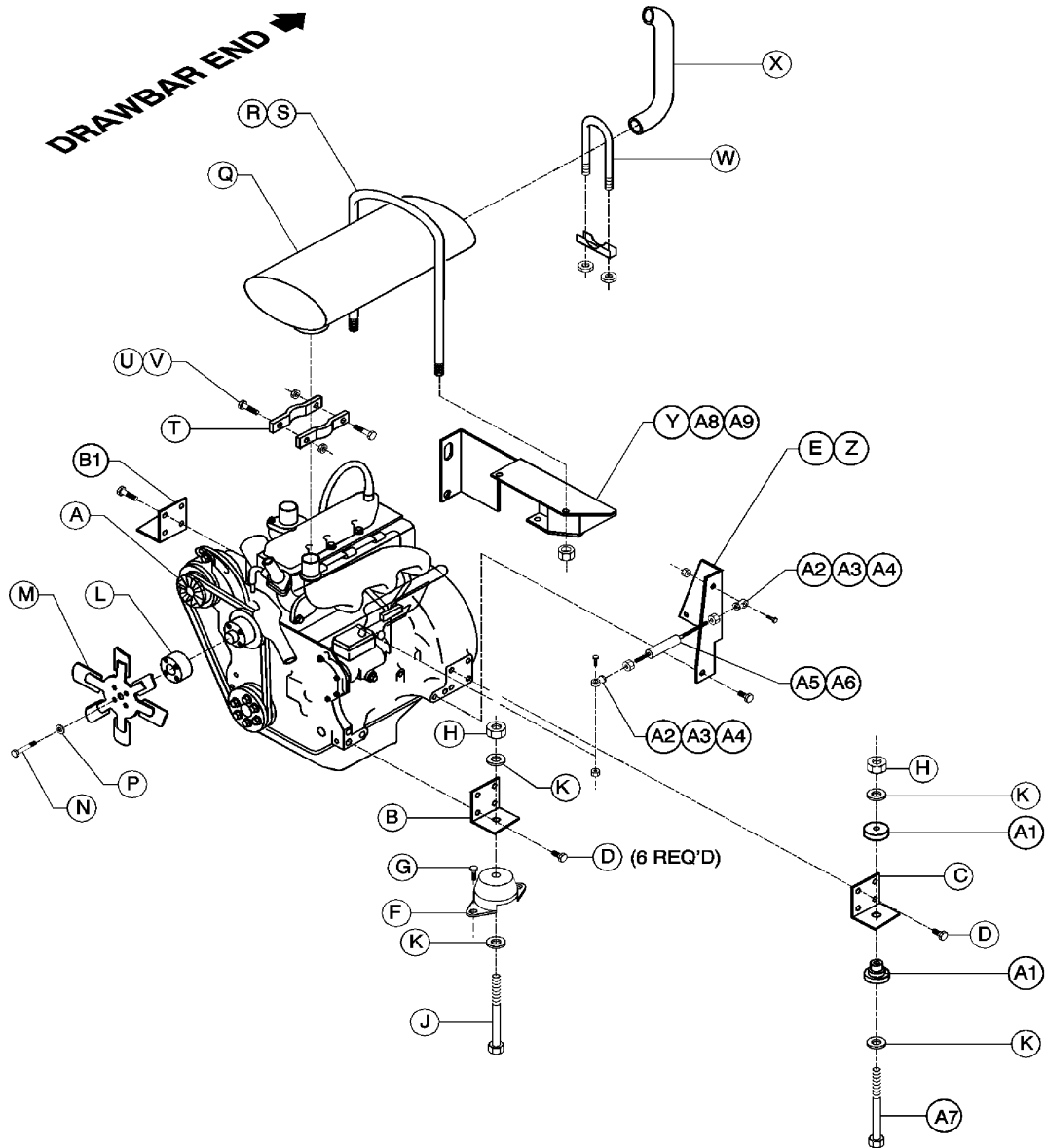
ENGINE & EXHAUST COMPLETE



22546998_12_06/04_F

ITEM	COMM. NO.	DESCRIPTION	QTY	DIMENSIONS/NOTES
A	36880581	ENGINE, 4045 JD	1	Prior to SN 295999
	36920023	ENGINE, 4045 JD	1	Betw. SN 295999 to 342273
	22382725	ENGINE, 4045 JD	1	Begin w/ SN 342273
	36889137	ENGINE, 4045 JD (P185 RE-RATE)	1	Prior to SN 342274
	22382741	ENGINE, 4045 JD (P185 RE-RATE)	1	Begin w/ SN 342274
B	36888030	BRACKET, ENGINE MOUNT FRONT	2	Prior to SN 308561
	54438643	BRACKET, ENGINE MOUNT FRONT	2	Begin w/ SN 308561
C	36888022	BRACKET, REAR	2	Prior to SN 308561
	54468544	BRACKET, REAR STSD ENGINE MOUNT	1	Begin w/ SN 308561
D	36888055	SCREW, HEX M12-1.75 X 30	14	
E	96702279	SCREW, HEX M10-1.50 X 20	2	

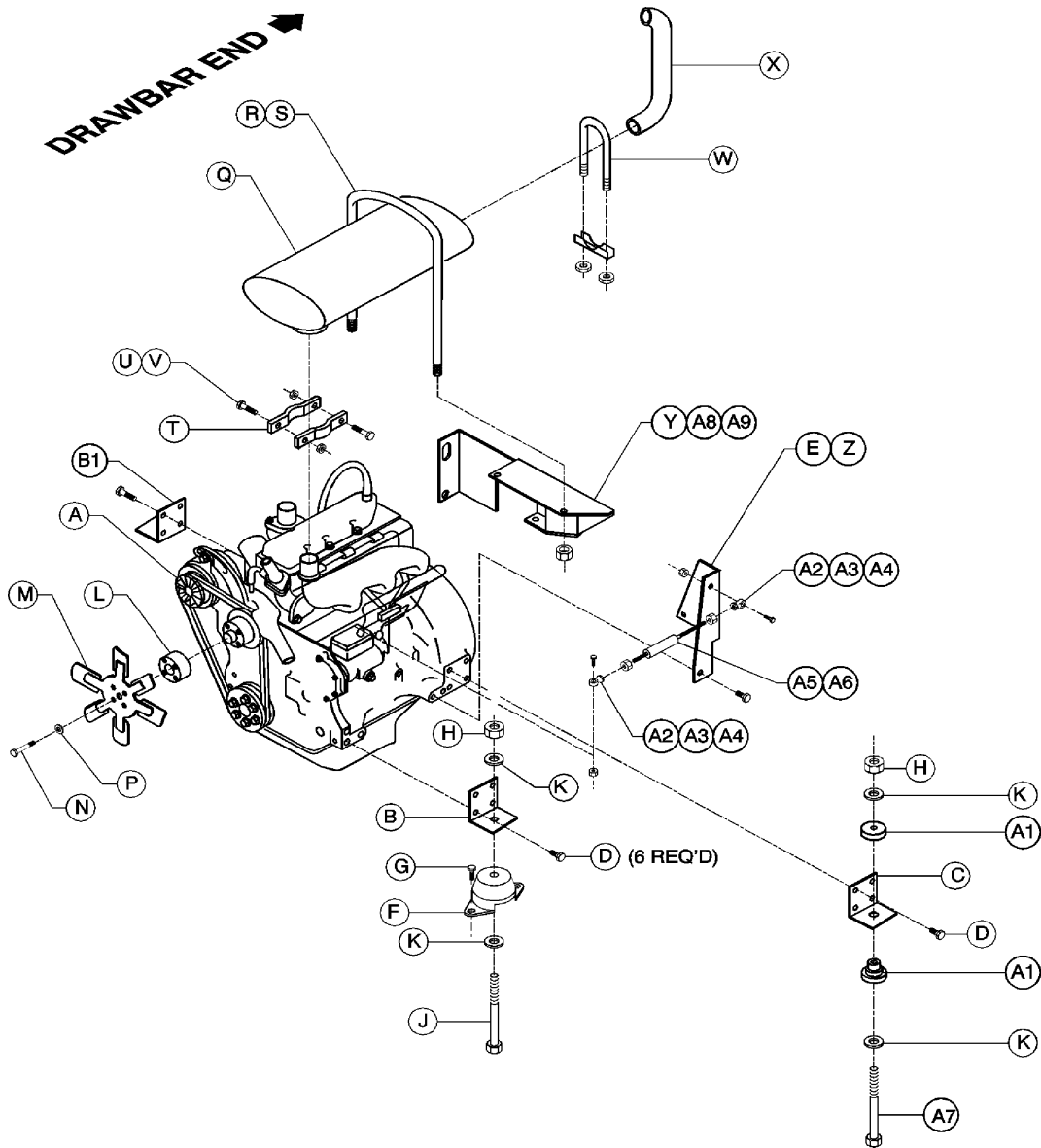
ENGINE & EXHAUST COMPLETE



22546998_12_06/04_F

ITEM	COMM. NO.	DESCRIPTION	QTY	DIMENSIONS/NOTES
F	54429303	ISOLATOR	2	
G	35279025	SCREW, TAPPING M08-1.25 X 20	4	
H	35304047	NUT, NYLOC M12-1.75	4	
J	96739958	SCREW, HEX M12-1.75 X 70	4	
K	54429295	WASHER, SNUBBING	8	
L	36781045	SPACER, FAN	1	
M	36880649	FAN	1	
N	36786382	SCREW, HEX M08-1.25 X 70	4	
P	95934998	WASHER, FLAT	4	
Q	36881563	MUFFLER	1	
R	35851377	U-BOLT	1	
S	95923322	NUT, HEX LOCK 3/8-16	2	

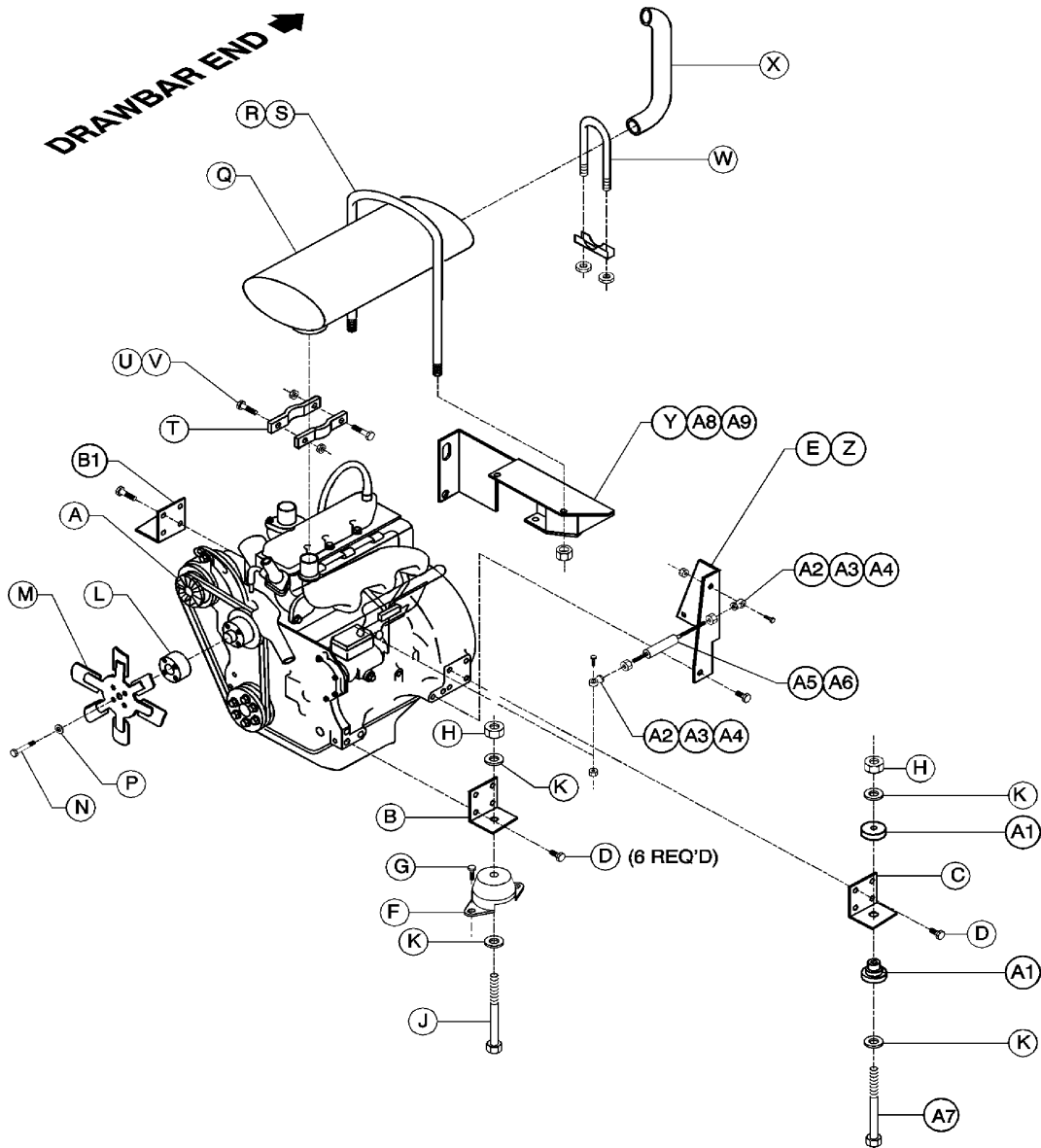
ENGINE & EXHAUST COMPLETE



22546998_12_06/04_F

ITEM	COMM. NO.	DESCRIPTION	QTY	DIMENSIONS/NOTES
T	36796845	CLAMP, MUFFLER	2	
U	95935227	SCREW, HEX 5/16-18 X 1.25"	2	
V	95929782	NUT, HEX 5/16-18	2	
W	35209048	CLAMP, SADDLE	2	
X	36775690	PIPE, TAIL	1	
Y	36880839	BRACKET, MUFFLER	1	
Z	36877223	BRACKET, AIR CYLINDER	1	
A1	54439062	ISOLATOR	2	
A2	35328467	BEARING, ROD END 5/16-24	2	
A3	96701461	SCREW, HEX M06-1.0 X 25	2	
A4	36769032	NUT, HEX FLANGE M06-1.0	2	
A5	35592435	CYLINDER, AIR	1	

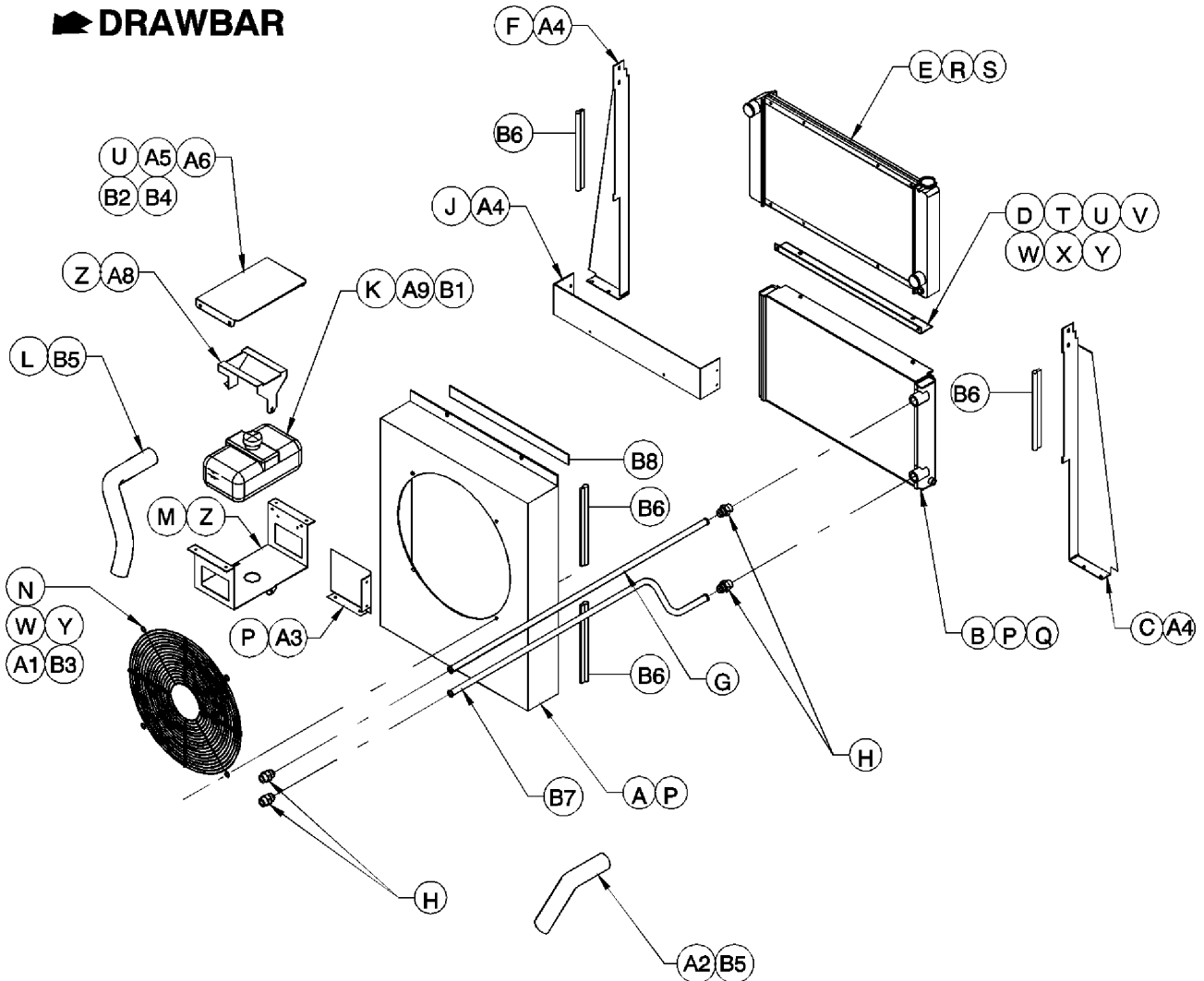
ENGINE & EXHAUST COMPLETE



ITEM	COMM. NO.	DESCRIPTION	QTY	DIMENSIONS/NOTES
A6	95923074	NUT, HEX JAM 5/16-24	2	
A7	96740782	SCREW, HEX M12-1.75 X 80	2	
A8	36702279	SCREW, HEX M10-1.50 X 20	1	
A9	95935037	WASHER, FLAT	2	
B1	54438536	BRACKET, ENGINE MOUNT REAR CRBSD	1	Begin w/ SN 308561
	36881696	ELEMENT, ENGINE OIL FILTER	AR	
	36534659	ELEMENT, ENGINE FUEL FILTER	AR	

COOLERS COMPLETE

► DRAWBAR

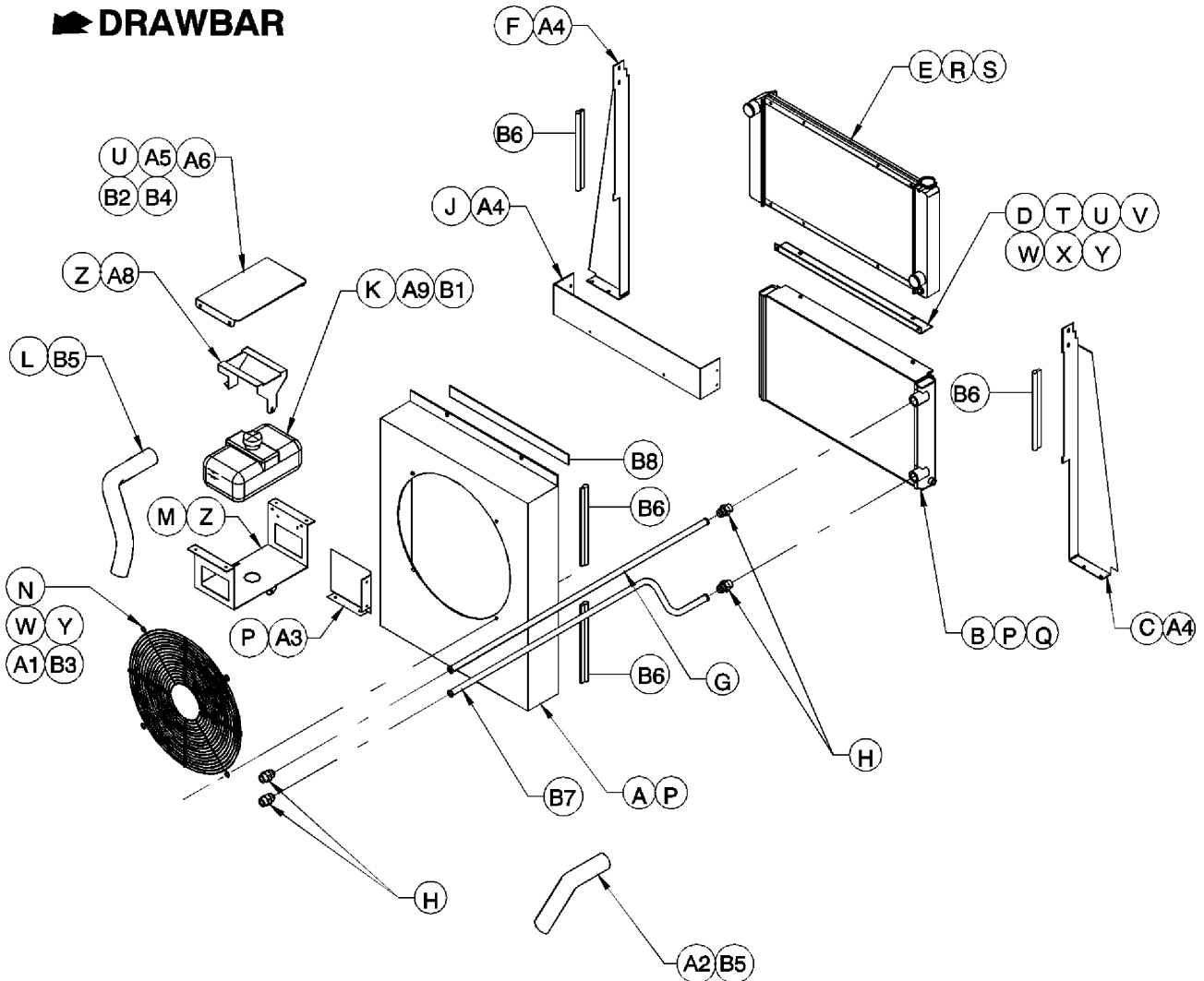


22546998_14_06/04_H

ITEM	COMM. NO.	DESCRIPTION	QTY	DIMENSIONS/NOTES
A	36889582	SHROUD, FAN	1	
B	36882934	COOLER, OIL	1	
C	54712807	BAFFLE, COOLER STREET SIDE	1	Standard
	54729611	BAFFLE, COOLER STREET SIDE	1	Galvanneal
D	36881480	BRACKET, RAD/OIL COOLER	1	Standard
	54529250	BRACKET, RAD/OIL COOLER	1	Galvanneal
E	36880516	RADIATOR	1	
F	54712815	BAFFLE, COOLER CRBSD	1	Standard
	54729629	BAFFLE, COOLER CRBSD	1	Galvanneal
G	36920353	TUBE, OIL	1	
H	35295880	CONNECTOR, 1.06-12	4	
J	36881472	BAFFLE, TOP COOLER	1	Standard
	54529243	BAFFLE, TOP COOLER	1	Galvanneal
K	36782043	RESERVOIR, OVERFLOW	1	
L	36881746	HOSE, RADIATOR TOP	1	
M	36883866	SUPPORT, WATER BOTTLE	1	

COOLERS COMPLETE

► DRAWBAR

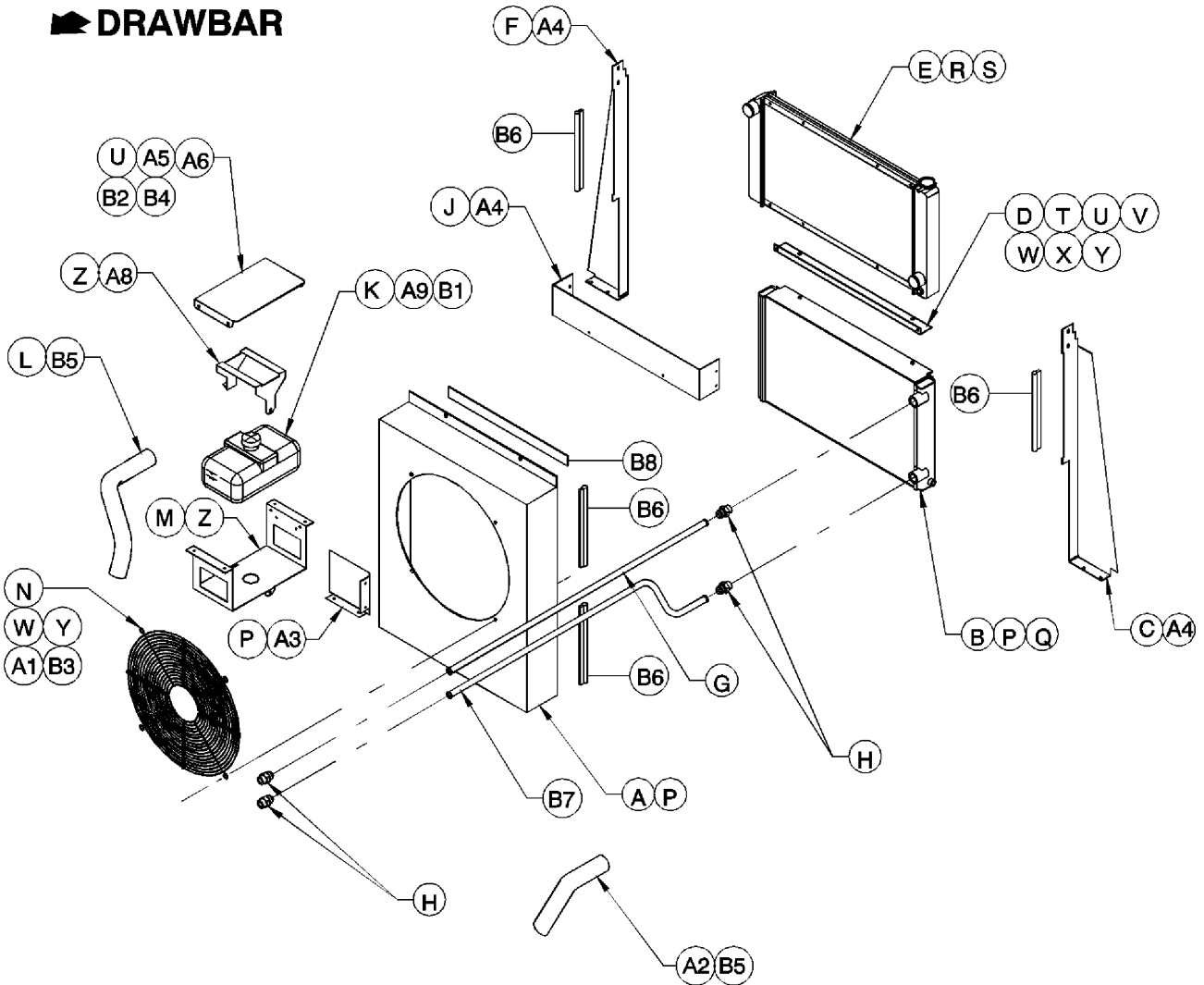


22546998_14_06/04_H

ITEM	COMM. NO.	DESCRIPTION	QTY	DIMENSIONS/NOTES
N	36884096	GUARD, FAN	1	
P	35279025	SCREW, TAPPING M08-1.25 X 20	2	
Q	95928230	PLUG, HEX CTRSK	1	
R	36785608	CAP, RADIATOR	1	
S	36782176	VALVE, DRAIN	1	
T	36785327	SCREW, HEX M06-1.0 X 55	2	
U	95935029	WASHER, FLAT 1/4	4	
V	36769032	NUT, HEX LOCK M06	2	
W	96702055	SCREW, HEX M08-1.25 X 20	4	
X	95934998	WASHER, FLAT 3/8	2	
Y	36881886	NUT, HEX FLANGE M08	2	
Z	36787652	SCREW, TAPPING M06-1.0 X 14	5	
A1	35300771	SCREW, TAPPING M06-1.0 X 20	4	
A2	36882967	HOSE, BOTTOM RADIATOR	1	
A3	36920858	GUARD, COOLER	1	
A4	92368687	SCREW, TAPPING M06-1.0 X 14	14	

COOLERS COMPLETE

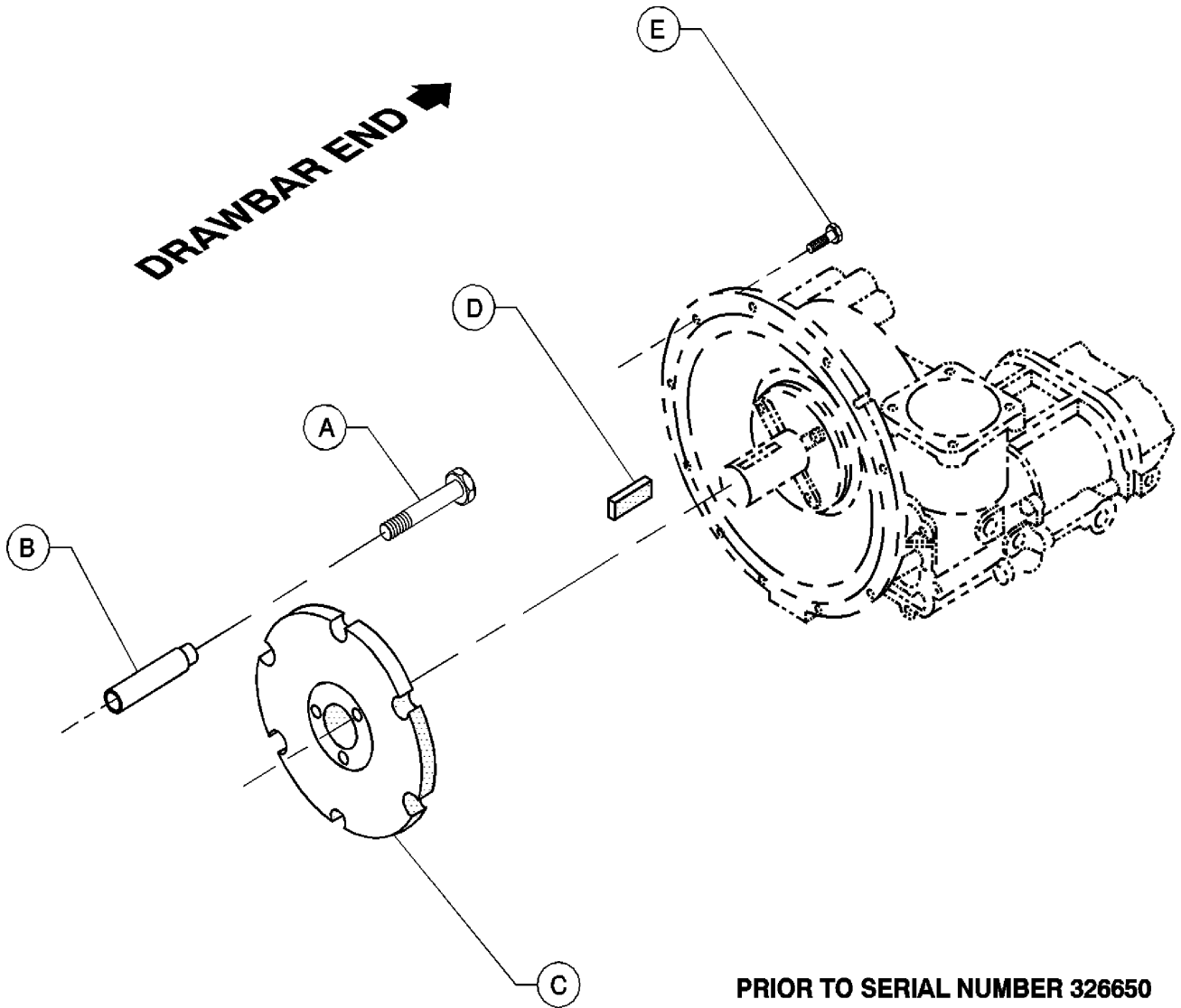
► DRAWBAR



22546998_14_06/04_H

ITEM	COMM. NO.	DESCRIPTION	QTY	DIMENSIONS/NOTES
A5	36890028	SPACER, NYLON	2	
A6	95934816	SCREW, HEX 1/4-20 X 1"	4	
A7	35278720	PIN, QUICK RELEASE	1	
A8	36883874	STRAP, WATER BOTTLE HOLDDOWN	1	
A9	35360775	TUBING, 5/16"	12"	
B1	35296342	CLAMP, WORM GEAR	2	
B2	36884500	DOOR, RADIATOR ACCESS	1	Standard
	54529342	DOOR, RADIATOR ACCESS	1	Galvanneal
B3	36853265	WASHER, FLAT PLASTIC	2	
B4	95923298	NUT, HEX LOCK 1/4-20	2	
B5	35221662	CLAMP, WORM GEAR	4	
B6	54445176	STRIP, SEAL	6	
B7	36880763	TUBE, OIL	1	
B8	35140409	FOAM	26"	

AIREND COMPLETEV PRIOR TO SN 326650

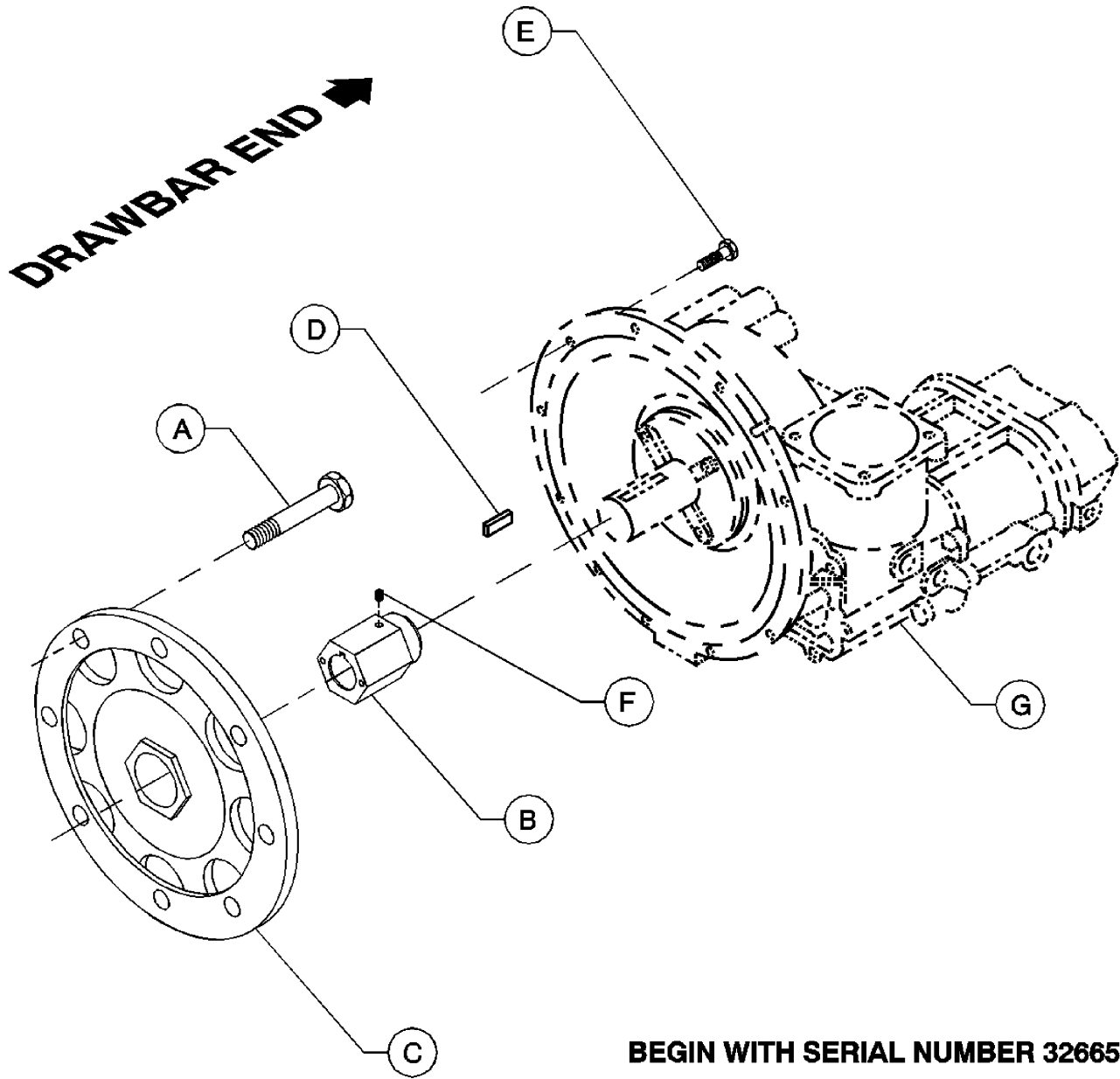


PRIOR TO SERIAL NUMBER 326650

22546998_15_06/04_C

ITEM	COMM. NO.	DESCRIPTION	QTY	DIMENSIONS/NOTES
A	95055307	SCREW, CAP SOC HD 3/8-16 X 2"	8	
B	35329887	DRIVER, COUPLING 3/8	8	
C	36865012	COUPLING, DRIVE	1	
D	36769289	KEY, M8 X 10 X 60	1	
E	36880995	SCREW, HEX FLANGE M10-1.5 X 30	9	

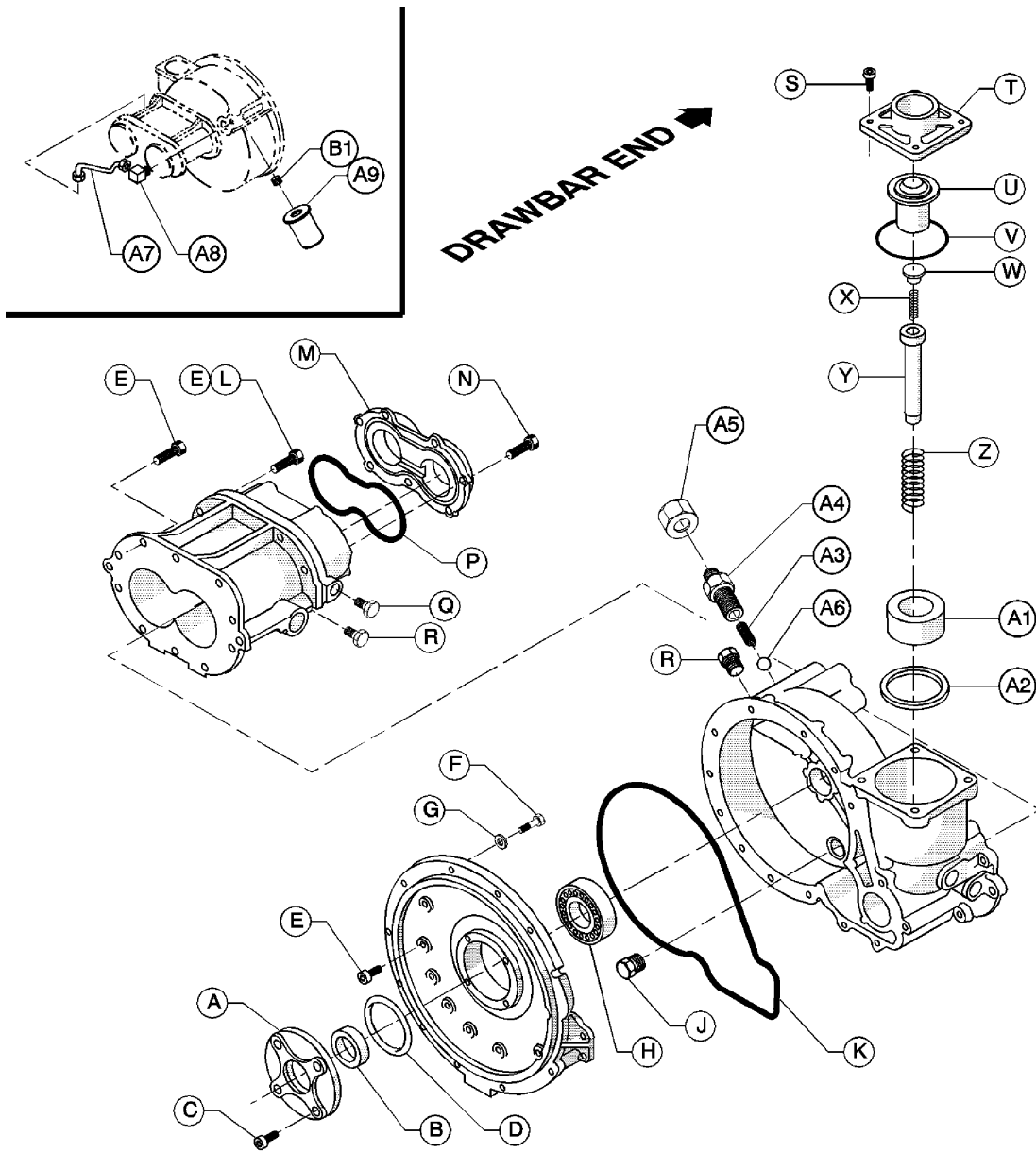
AIREND COMPLETEV BEGIN WITH SN 326650



22546998_16_06/04_C

ITEM	COMM. NO.	DESCRIPTION	QTY	DIMENSIONS/NOTES
A	36881704	SCREW, HEX FLG 3/8-16 X 1.25"	8	
B	54755095	BEARING, HEX	1	
C	54755087	CLUTCH ASM.	1	
D	36769289	KEY, M8 X 10 X 60	1	
E	36880995	SCREW, HEX FLG M10-1.5 X 30	9	
F	95376943	SCREW, SOC HD SET 3/8-16 X 1/4"	1	
G	36007870	AIREND ASM.	1	P185 R; Prior to S/N 373702
	22833081	AIREND ASM.	1	P185 R; Begin w/ S/N 373702
	36007854	AIREND ASM.	1	P185, XP185; Prior to S/N 373702
	42579417	AIREND ASM.	1	P185, XP185; Begin w/ S/N 373702

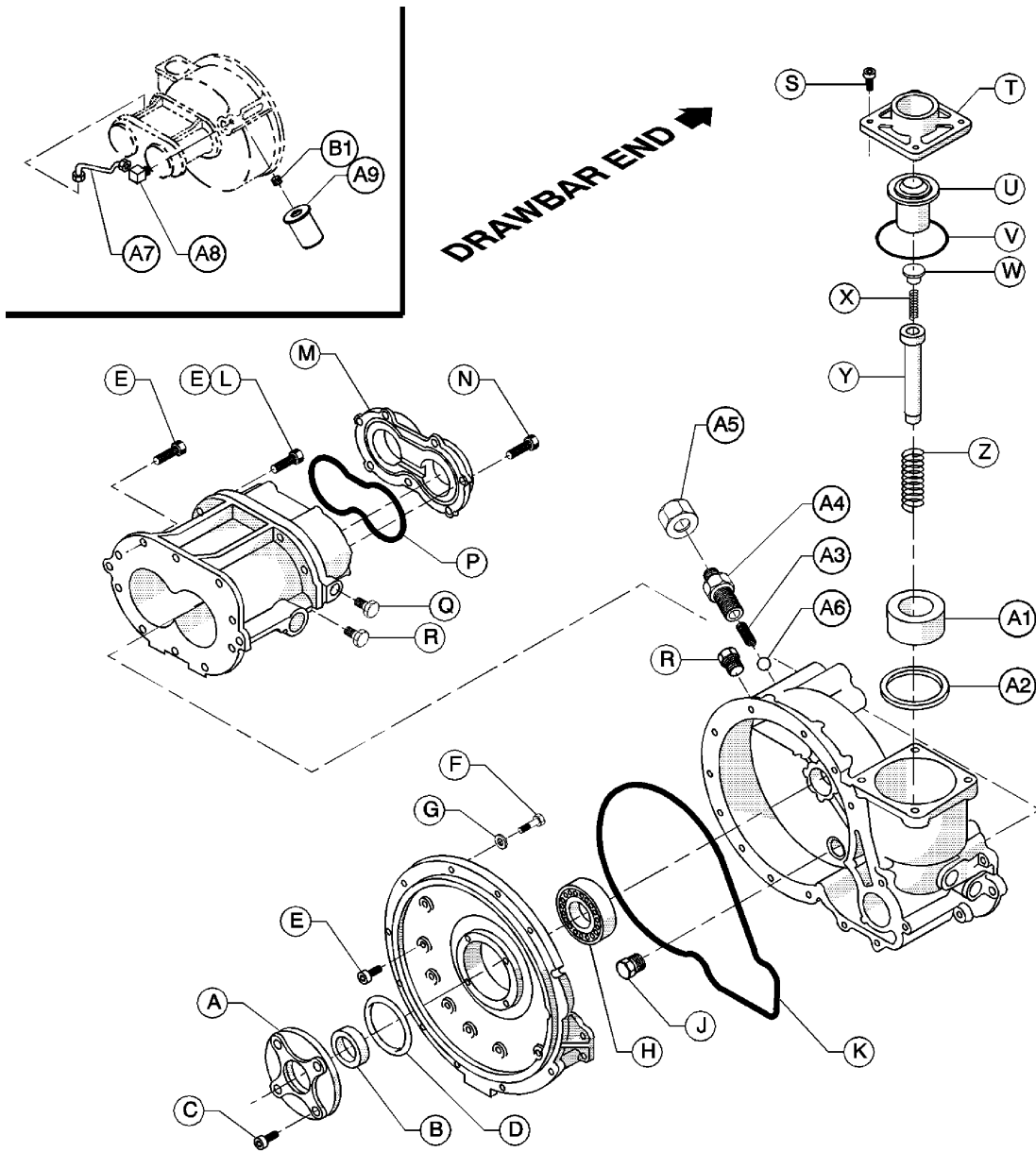
AIREND ASSEMBLY



22546998_18_06/04_B

ITEM	COMM. NO.	DESCRIPTION	QTY	DIMENSIONS/NOTES
A	39588413	COVER, SEAL	1	
B	35375369	SEAL, LIP	1	
C	96708037	SCREW, SOC HD M08-1.25 X 16	4	
D	95022331	O-RING, 3.5 mm X 82	1	
E	96708060	SCREW, SOC HD CAP M08-1.25 X 25	35	
F	36791689	SCREW, FLANGE LOCK M08-1.25 X 16	2	
G	95094306	WSHER, 5/16" FLAT	2	
H	35286004	BEARING, BALL	1	
J	39101449	PLUG, HEX CSNK SAE 3/4-16 O-RING	1	
K	95641734	O-RING	1	
L	96740345	SCREW, SOC HD M08-1.25 X 45	1	
M	36506442	COVER, REAR BEARING	1	

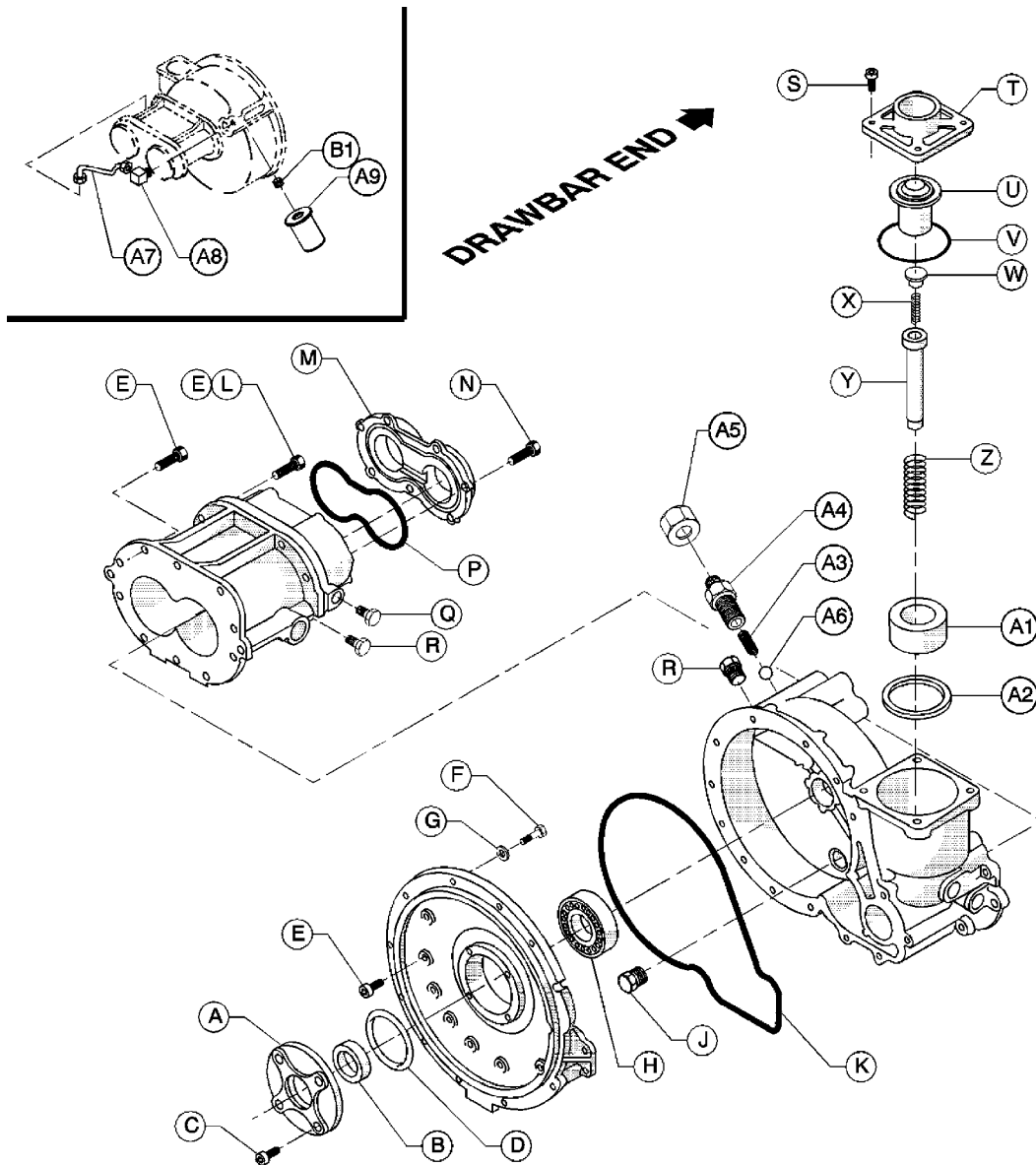
AIREND ASSEMBLY



22546998_18_06/04_B

ITEM	COMM. NO.	DESCRIPTION	QTY	DIMENSIONS/NOTES
N	96703012	SCREW, SOC HD M06-1.0 X 20	7	
P	95045092	O-RING	1	
Q	95938965	PLUG, HEX HEAD SAE 7/16-20 O-RING	1	
R	95938205	PLUG, HEX HEAD SAE 9/16-18 O-RING	4	
S	96708144	SCREW, SOCKET HEAD CAP M10-1.50 X 25	4	
T	35608471	COVER, INLET & VALVE SEAT	1	
U	35611623	VALVE, UNLOADER	1	
V	95023107	O-RING	1	
W	35379817	CLIP, SPRING	1	
X	35376342	SPRING, UNLOADER VALVE	1	
Y	35611557	STEM, UNLOADER	1	

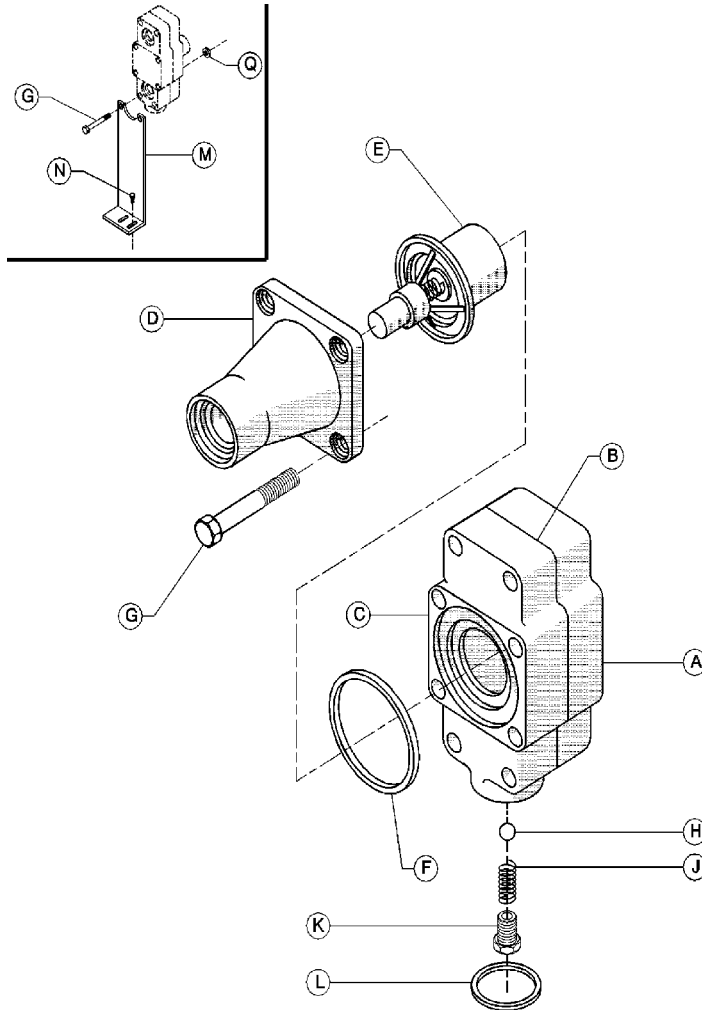
AIREND ASSEMBLY



22546998_18_06/04_B

ITEM	COMM. NO.	DESCRIPTION	QTY	DIMENSIONS/NOTES
Z	35376334	SPRING, UNLOADER PISTON	1	
A1	35611615	PISTON, UNLOADER	1	
A2	35376359	SEAL, U-CUP	1	
A3	35376326	SPRING, OIL FILTER	1	
A4	35612175	CONNECTOR, SAE 3/4-16 X 7/16-20 O-RING	1	
A5	95257333	CAP, SASE 7/16-20	1	
A6	35346318	BALL, 5/8" DIA	1	
A7	36764553	TUBE ASM., OIL INJECTION	1	
A8	35286491	ELBOW, 90° SAE 7/8-14 X -10 JIC	2	
A9	36897353	ELEMENT, FILTER	1	Prior to S/N 373702
	22436323	ELEMENT, FILTER	1	Begin w/ S/N 373702
B1	35372986	NIPPLE	1	Prior to S/N 373702
	22437057	NIPPLE	1	Begin w/ S/N 373702

OIL TEMPERATURE BY-PASS VALVE PRIOR TO SN 335786

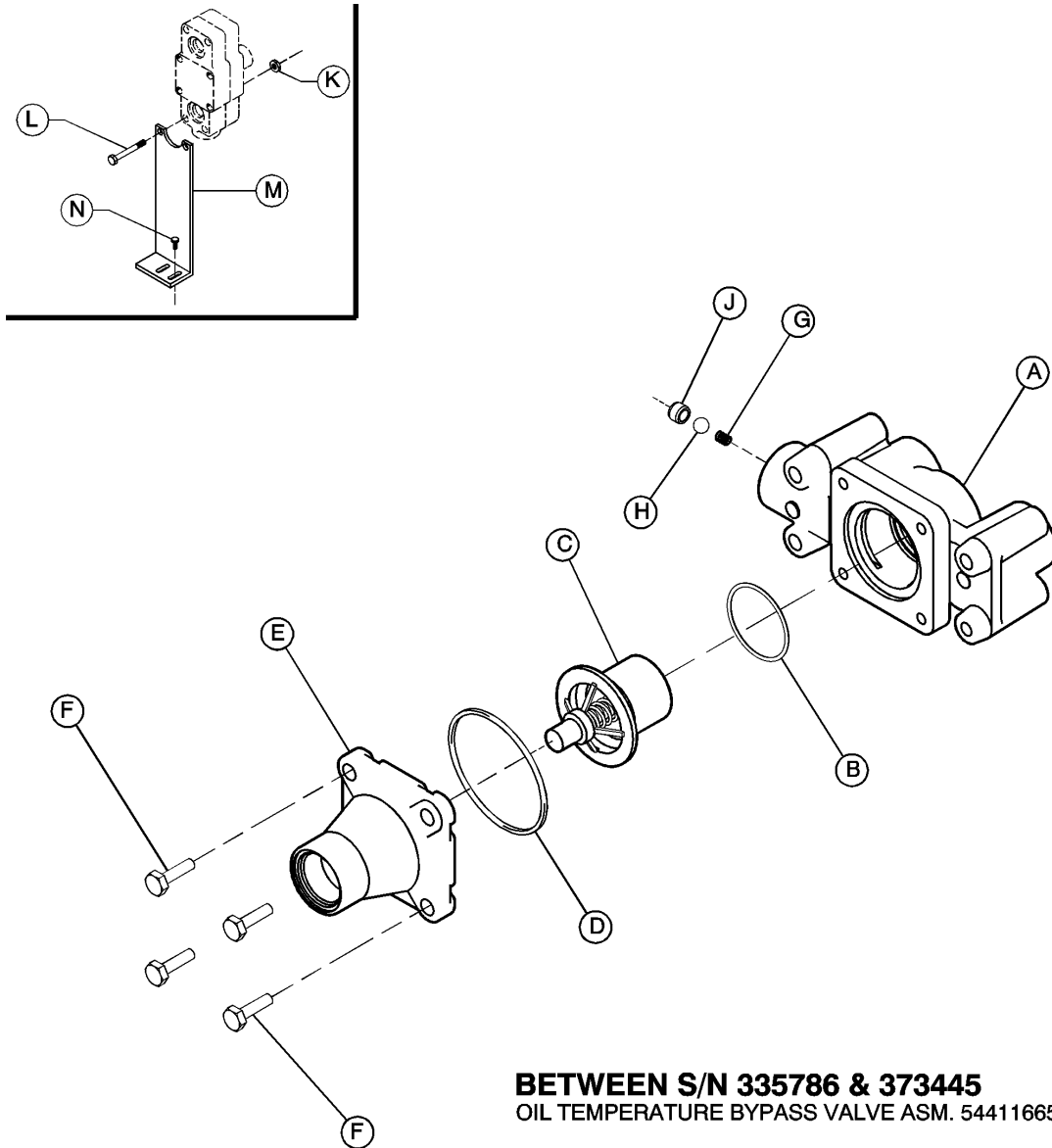


PRIOR TO S/N 335786
OIL TEMPERATURE BYPASS VALVE ASM. 36884179

22546998_019_06/04_A

ITEM	COMM. NO.	DESCRIPTION	QTY	DIMENSIONS/NOTES
A	36776714	HOUSING, O T B V	1	
B	35584242	GASKET	1	
C	36788289	BODY	1	
D	36765832	COVER	1	
E	36782019	ELEMENT, 125o - 145o F	1	
F	95022307	O-RING	1	
G	36786382	SCREW, HEX M08-1.25 X 70	6	
H	35288448	BALL	1	
J	35379940	SPRING	1	
K	36788164	PLUG	1	
L	36788172	SEAL, U-TYPE VITON	1	
M	36880755	BRACKET, BYPASS VALVE	1	
N	35279025	SCREW, TAPPING M08-1.25 X 20	2	
P	36884187	SCREW, HEX M08-1.25 X 80	2	
Q	36881886	NUT, HEX FLANGE M08-1.25	2	

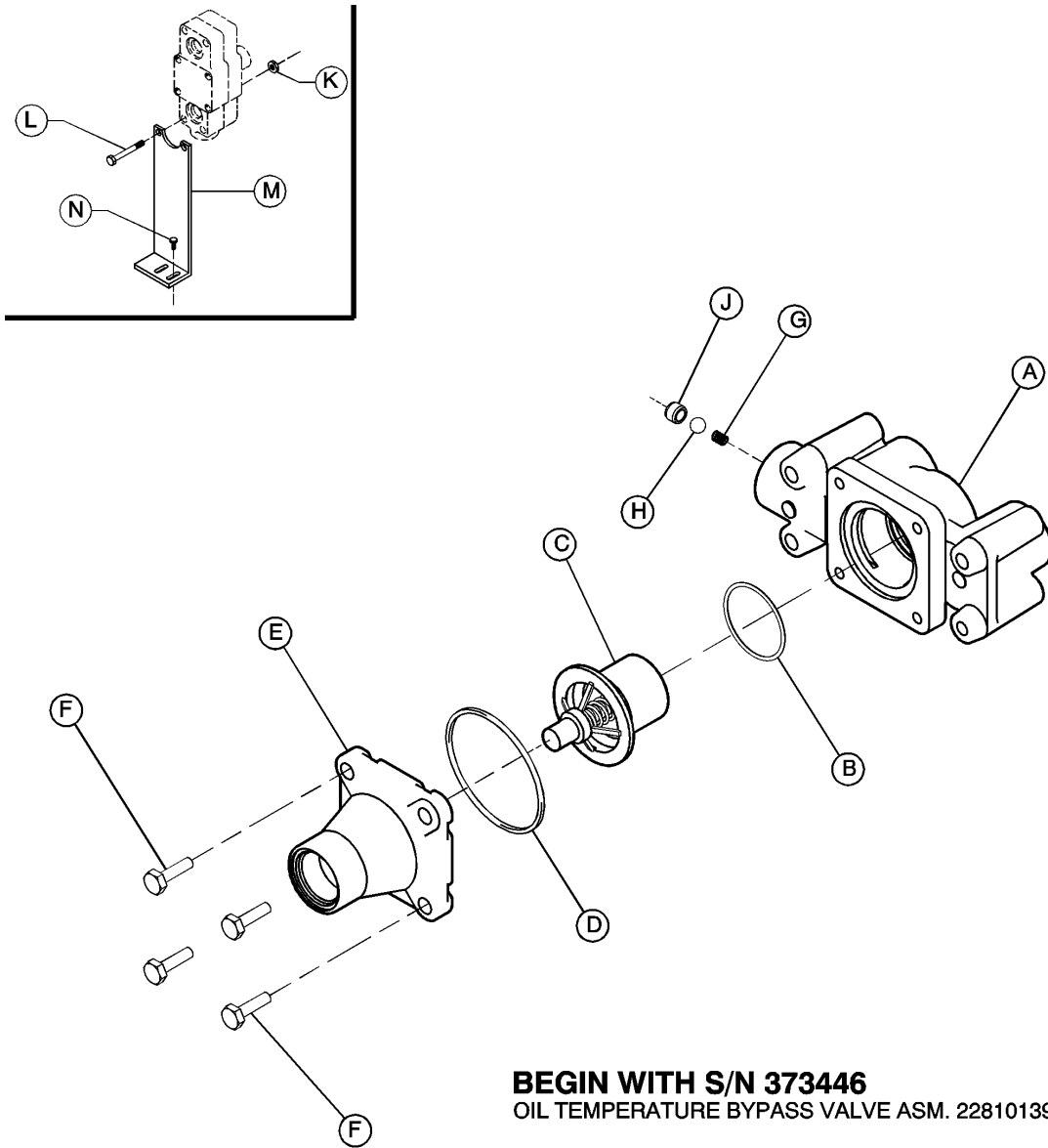
OIL TEMPERATURE BY-PASS VALVE BETWEEN SN 335786 & 373445



22546998_20a_07/04_B

ITEM	COMM. NO.	DESCRIPTION	QTY	DIMENSIONS/NOTES
A	54411640	HOUSING, O T B V	1	
B	36788172	SEAL, U-TYPE VITON	1	
C	36782019	ELEMENT, 125° - 145° F	1	
D	95022307	O-RING	1	
E	36765832	COVER	1	
F	96702659	SCREW, HEX M08-1.25 X 25	4	
G	35379940	SPRING	1	
H	35288448	BALL	1	
J	54414677	ORIFICE, OIL	1	
K	36881886	NUT, HEX FLANGE M08-1.25	2	
L	96718978	SCREW, HEX M08-1.25 X 80	2	
M	36880755	BRACKET, BYPASS VALVE	1	
N	35279025	SCREW, TAPPING M08-1.25 X 20	2	

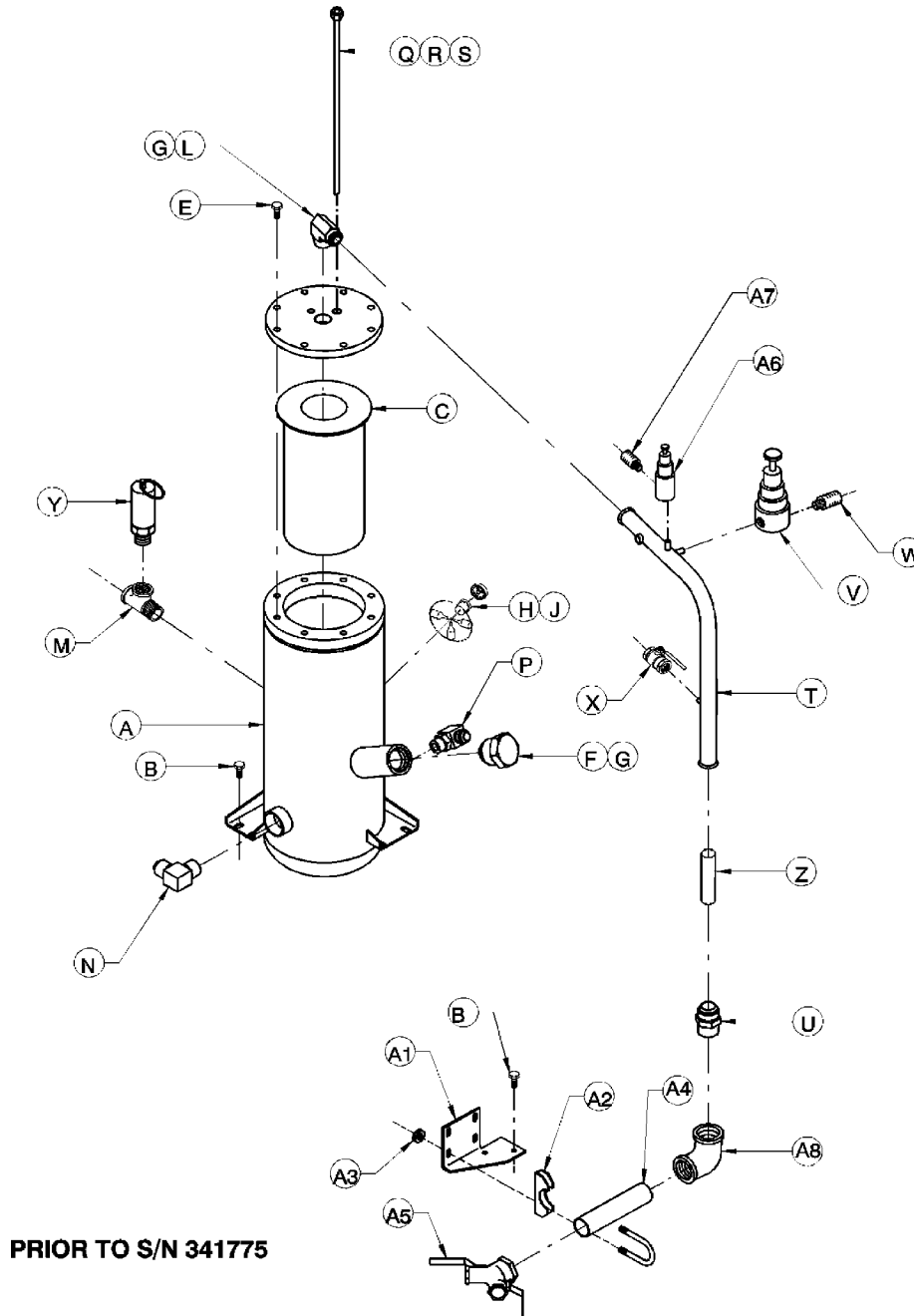
OIL TEMPERATURE BY-PASS VALVE BEGIN with SN 373446



22546998_20b_07/04_A

ITEM	COMM. NO.	DESCRIPTION	QTY	DIMENSIONS/NOTES
A	54411640	HOUSING, O T B V	1	
B	36788172	SEAL, U-TYPE VITON	1	
C	22195820	ELEMENT, 150° - 170° F	1	
D	95022307	O-RING	1	
E	36765832	COVER	1	
F	96702659	SCREW, HEX M08-1.25 X 25	4	
G	35379940	SPRING	1	
H	35288448	BALL	1	
J	54414677	ORIFICE, OIL	1	
K	36881886	NUT, HEX FLANGE M08-1.25	2	
L	96718978	SCREW, HEX M08-1.25 X 80	2	
M	36880755	BRACKET, BYPASS VALVE	1	
N	35279025	SCREW, TAPPING M08-1.25 X 20	2	

SEPARATOR TANK COMPLETE PRIOR TO SN 341775

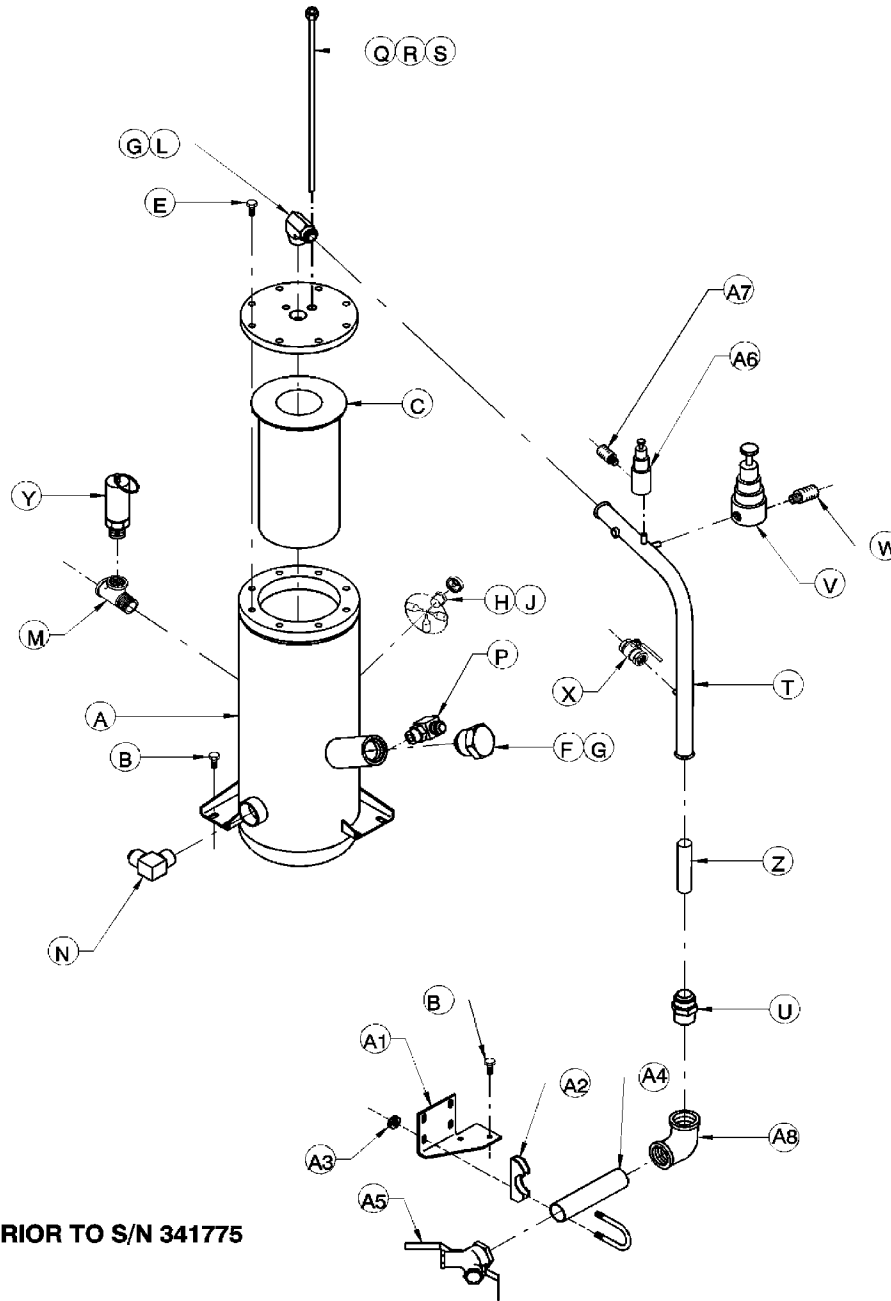


PRIOR TO S/N 341775

22546998_21_06/04_D

ITEM	COMM. NO.	DESCRIPTION	QTY	DIMENSIONS/NOTES
A	54465851	TANK, SEPARATOR	1	
B	35279025	SCREW, TAPPING M08-1.25 X 20	6	
C	36845303	ELEMENT, SEPARATOR	1	
D	~	~	~	
E	36877793	SCREW, HEX FLANGE HD M12	8	
F	35579630	PLUG, 1 5/8	1	
G	35279942	O-RING	3	
H	36891083	GAUGE ASM., OIL LEVEL	1	
J	36891489	POINTER ASSEMBLY	1	Included w/ Item H

SEPARATOR TANK COMPLETE PRIOR TO SN 341775

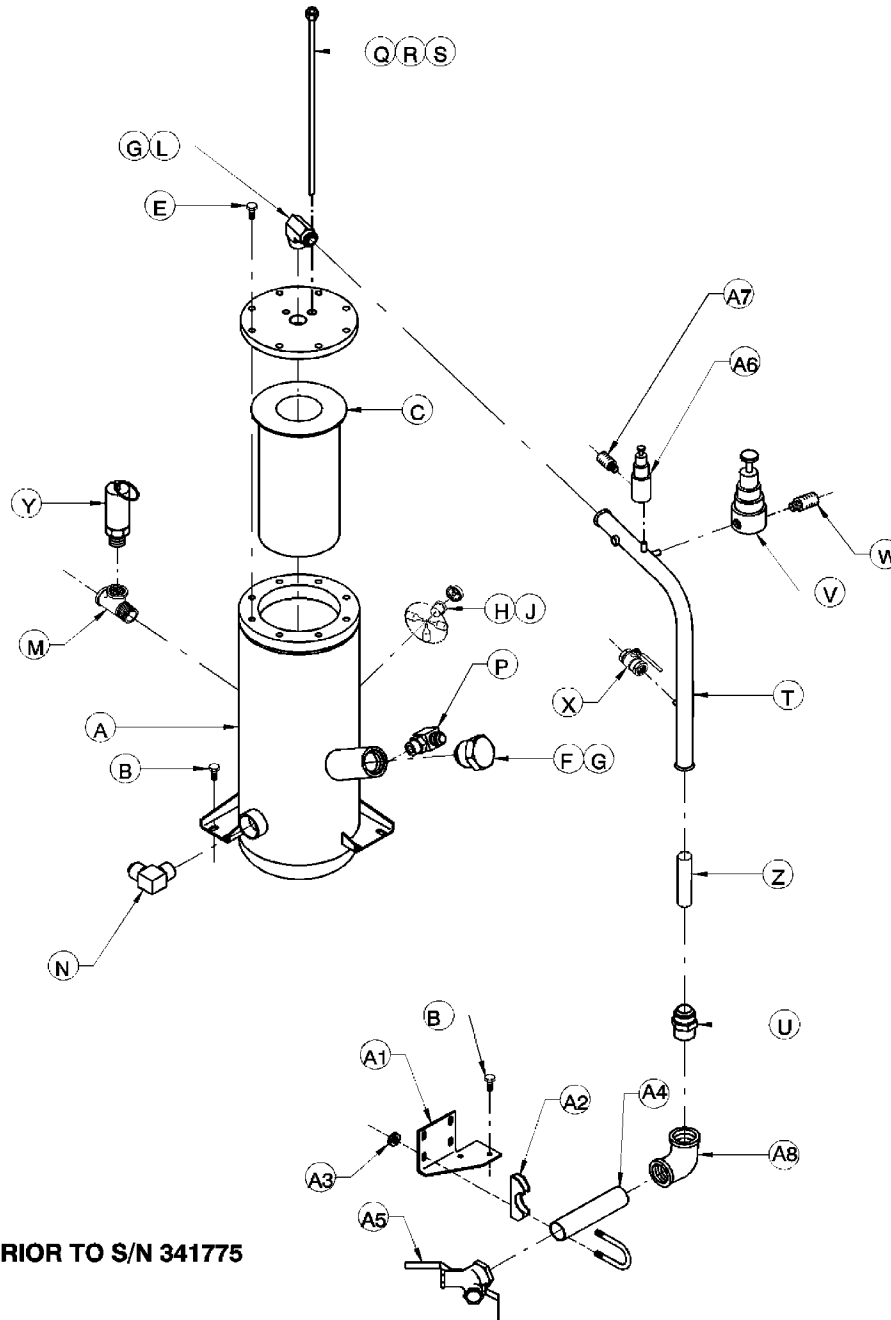


PRIOR TO S/N 341775

22546998_21_06/04_D

ITEM	COMM. NO.	DESCRIPTION	QTY	DIMENSIONS/NOTES
K	~	~	~	
L	35279777	ELBOW, 90° X 1 5/8-12	1	
M	95944708	TEE, STREET 1/2 NPT	1	
N	95431292	ELBOW, 90° X 1 7/8-12	1	
P	35294727	ELBOW, 45° 1.06 -12 SAE	1	
Q	35329309	FITTING, TUBE LENZ	1	
R	36781227	TUBE, SCAVANGE	1	
S	36840437	VALVE, CHECK	1	
T	36880672	TUBE, SERVICE	1	

SEPARATOR TANK COMPLETE PRIOR TO SN 341775

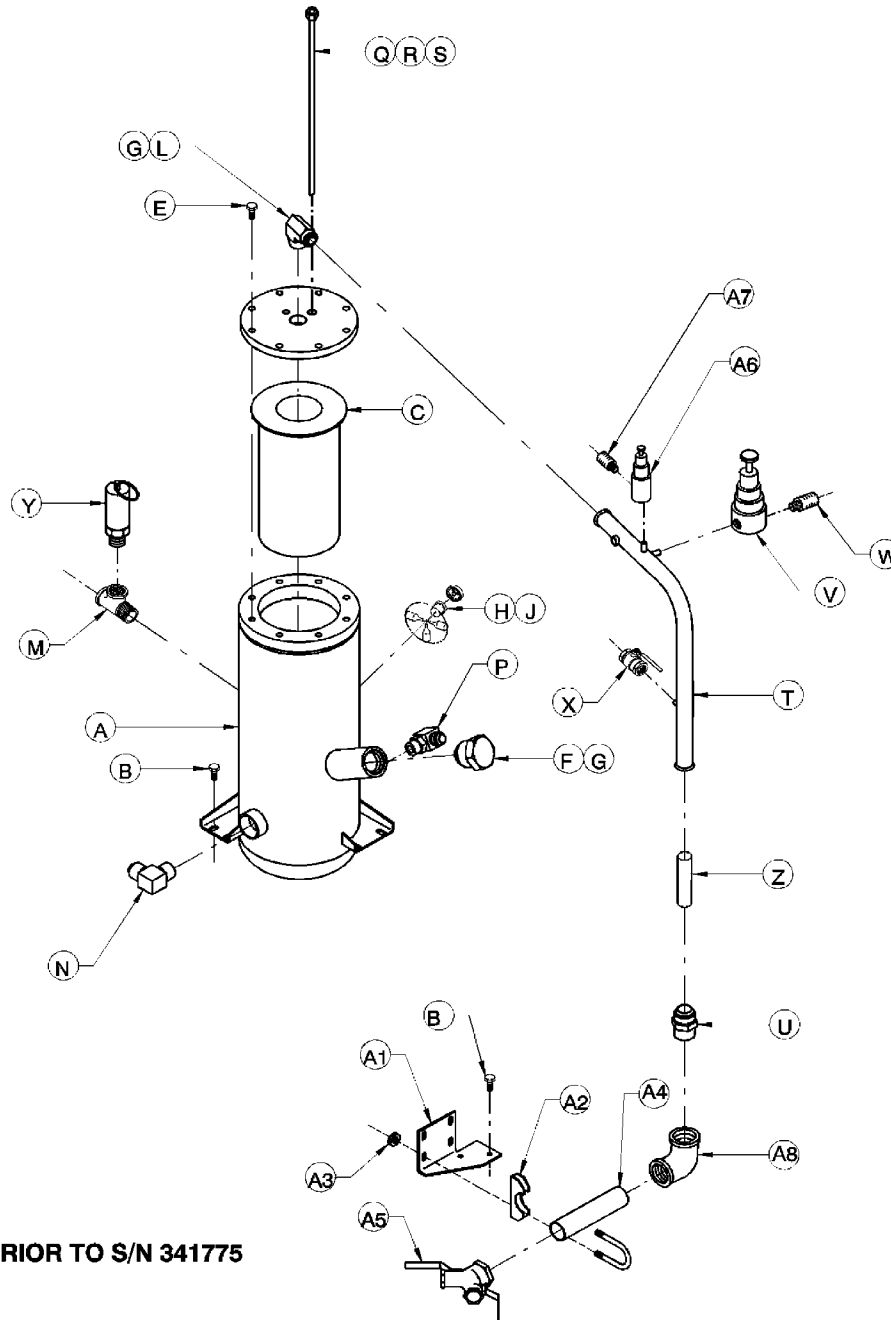


PRIOR TO S/N 341775

22546998_21_06/04_D

ITEM	COMM. NO.	DESCRIPTION	QTY	DIMENSIONS/NOTES
U	95219770	ADAPTER, 1 1/4 NPT X 1 1/4 TUBE	1	
V	35322379	VALVE, BLOWDOWN	1	Repair Kit 35379064
W	36766772	ORIFICE, .062 MUFFLER	1	
X	35324839	VALVE, 1/4 NPT BALL	1	
Y	35325166	VALVE, SAFETY 150 PSI	1	Prior to S/N 297429
	35325166	VALVE, SAFETY 150 PSI (P100-P185)	1	Begin with S/N 297429
	36920254	VALVE, SAFETY 200 PSI (XP185)	1	Begin with S/N 297429
Z	35607993	NOZZLE, .286 SONIC ORIFICE (P100)	1	Prior to S/N 305271
	36921690	NOZZLE, .286 SONIC ORIFICE (P100)	1	Begin with S/N 305271

SEPARATOR TANK COMPLETE PRIOR TO SN 341775

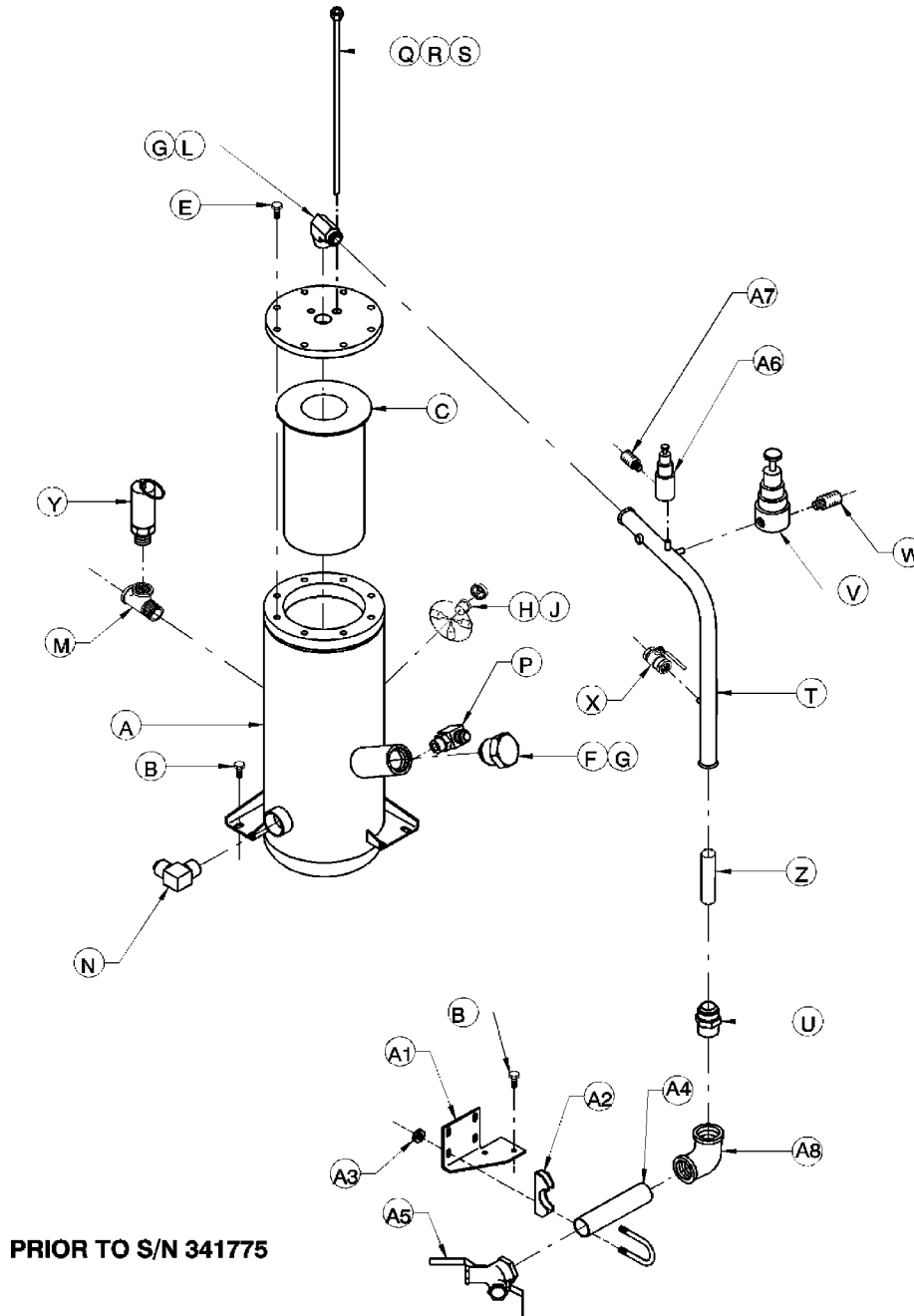


PRIOR TO S/N 341775

22546998_21_06/04_D

ITEM	COMM. NO.	DESCRIPTION	QTY	DIMENSIONS/NOTES
Z	35608009	NOZZLE, .319 SONIC ORIFICE (P130)	1	Prior to S/N 305271
	36923910	NOZZLE, .319 SONIC ORIFICE (P130)	1	Begin with S/N 305271
	35608017	NOZZLE, .361 SONIC ORIFICE (P160)	1	
	35608025	NOZZLE, .378 SONIC ORIFICE (P175)	1	
	36865129	NOZZLE, .394 SONIC ORIFICE (P185)	1	Prior to S/N 305271
	36921377	NOZZLE, .395 SONIC ORIFICE (P185)	1	Begin with S/N 305271
A1	36889996	BRACKET, SERVICE PIPE	1	
A2	36785277	CLAMP, SADDLE 1 5/8	1	
A3	95923314	NUT, HEX LOCK 5/16-18	1	

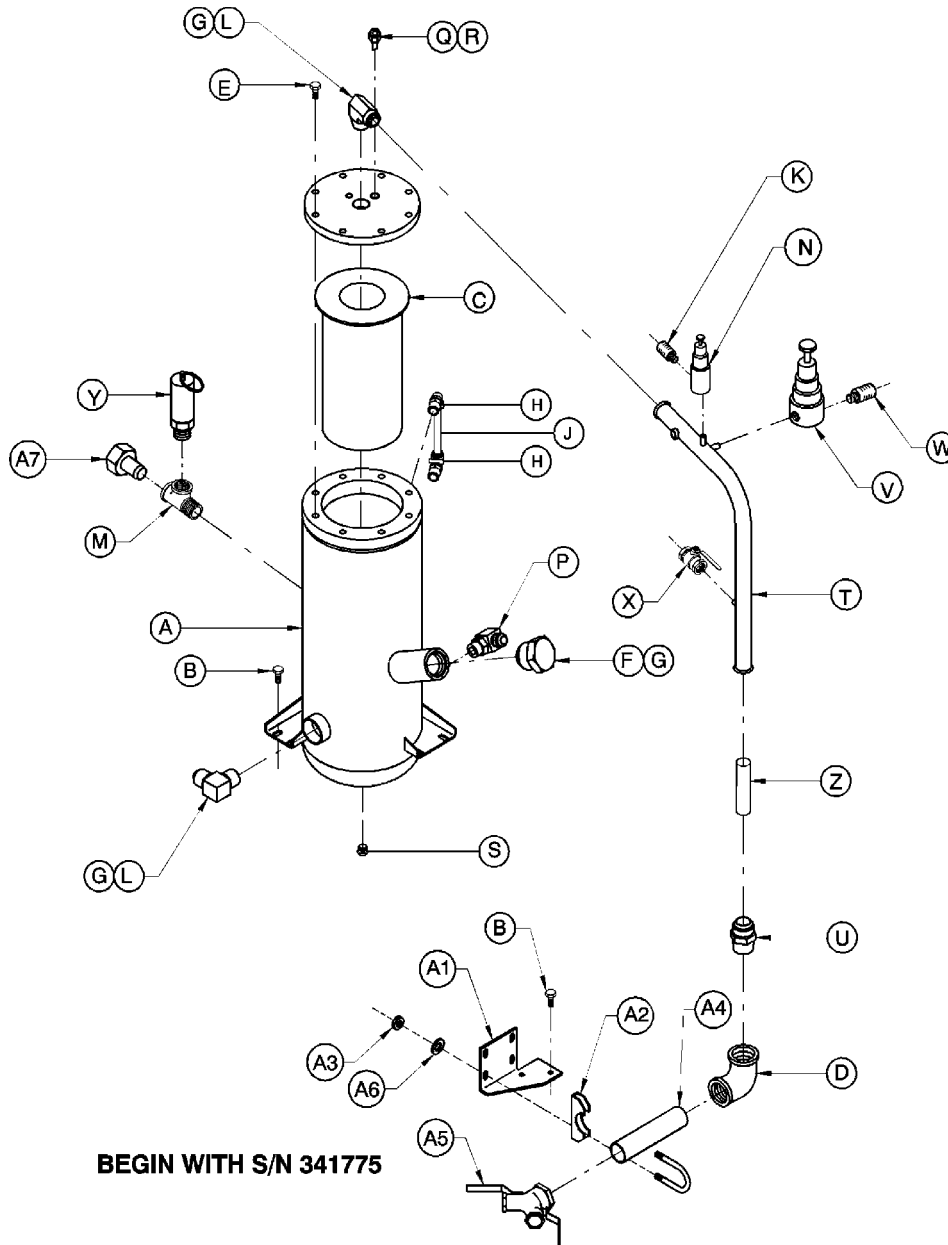
SEPARATOR TANK COMPLETE PRIOR TO SN 341775



22546998_21_06/04_D

ITEM	COMM. NO.	DESCRIPTION	QTY	DIMENSIONS/NOTES
A4	95916268	NIPPLE, LONG 1.25 X 8"	1	Repair Kit 35387919
A5	36881076	VALVE, WYE	1	
A6	36854149	VALVE, PRESSURE REGULATOR	1	
A7	36766756	ORIFICE, 0.140 MUFFLER	1	
A8	95953378	ELBOW, 90° X 1.25 NPT	1	

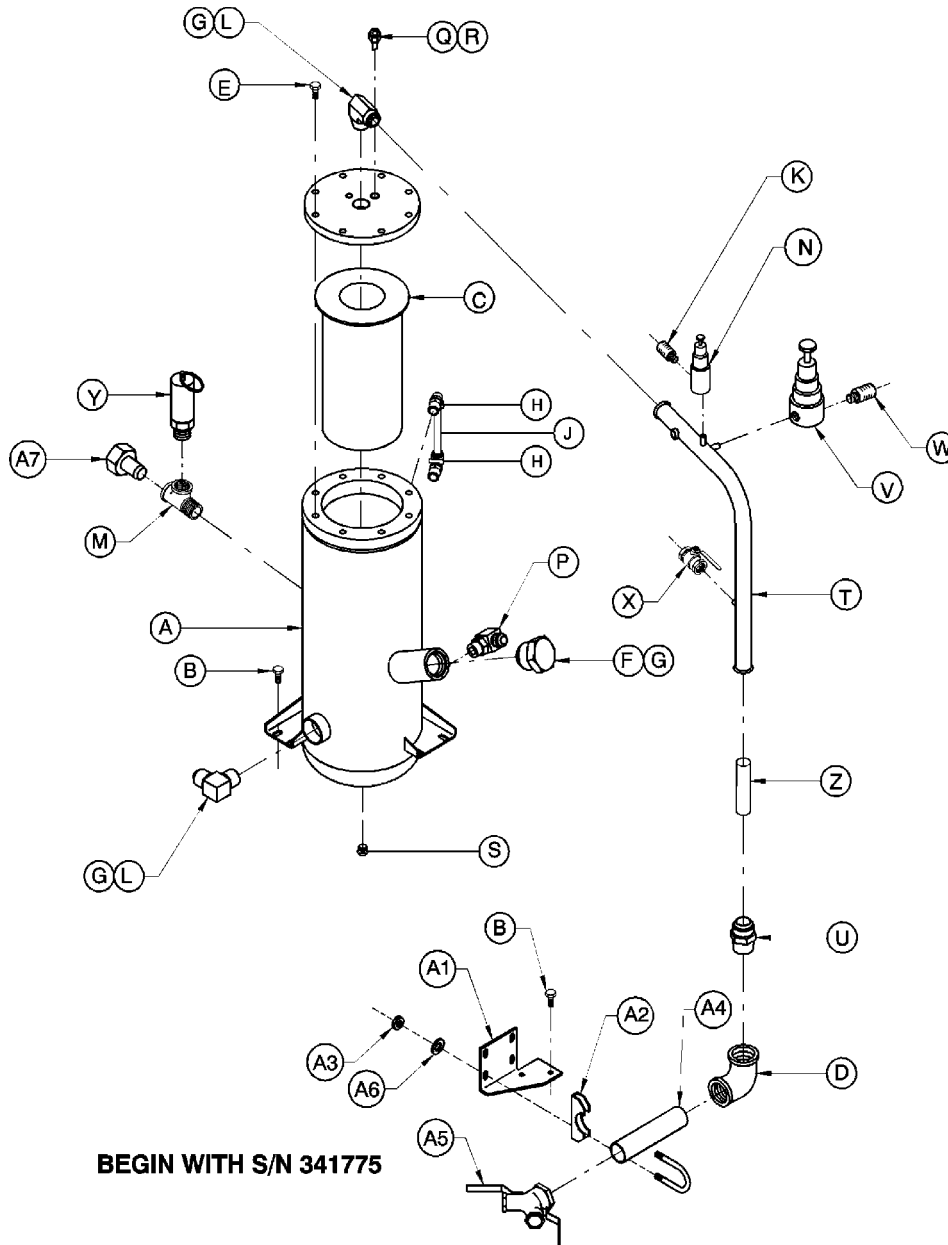
SEPARATOR TANK COMPLETE BEGIN WITH SN 341775



22546998_22_09/06_E

ITEM	COMM. NO.	DESCRIPTION	QTY	DIMENSIONS/NOTES
A	22158554	TANK, SEPARATOR	1	
B	35279025	SCREW, TAPPING M08-1.25 X 20	6	
C	54625942	ELEMENT, SEPARATOR	1	
D	95953378	ELBOW, 1 1/4 NPT	1	
E	36877793	SCREW, HEX FLANGE HD M12	8	
F	35579630	PLUG, 1 5/8	1	
G	35279942	O-RING	3	
H	54627799	ELBOW, SIGHT TUBE	2	
J	22248454	TUBE, SIGHT GAUGE	1	
K	36766756	ORIFICE, .140 MUFFLER	1	
L	35279777	ELBOW, 90° X 1 5/8-12	2	

SEPARATOR TANK COMPLETE BEGIN WITH SN 341775

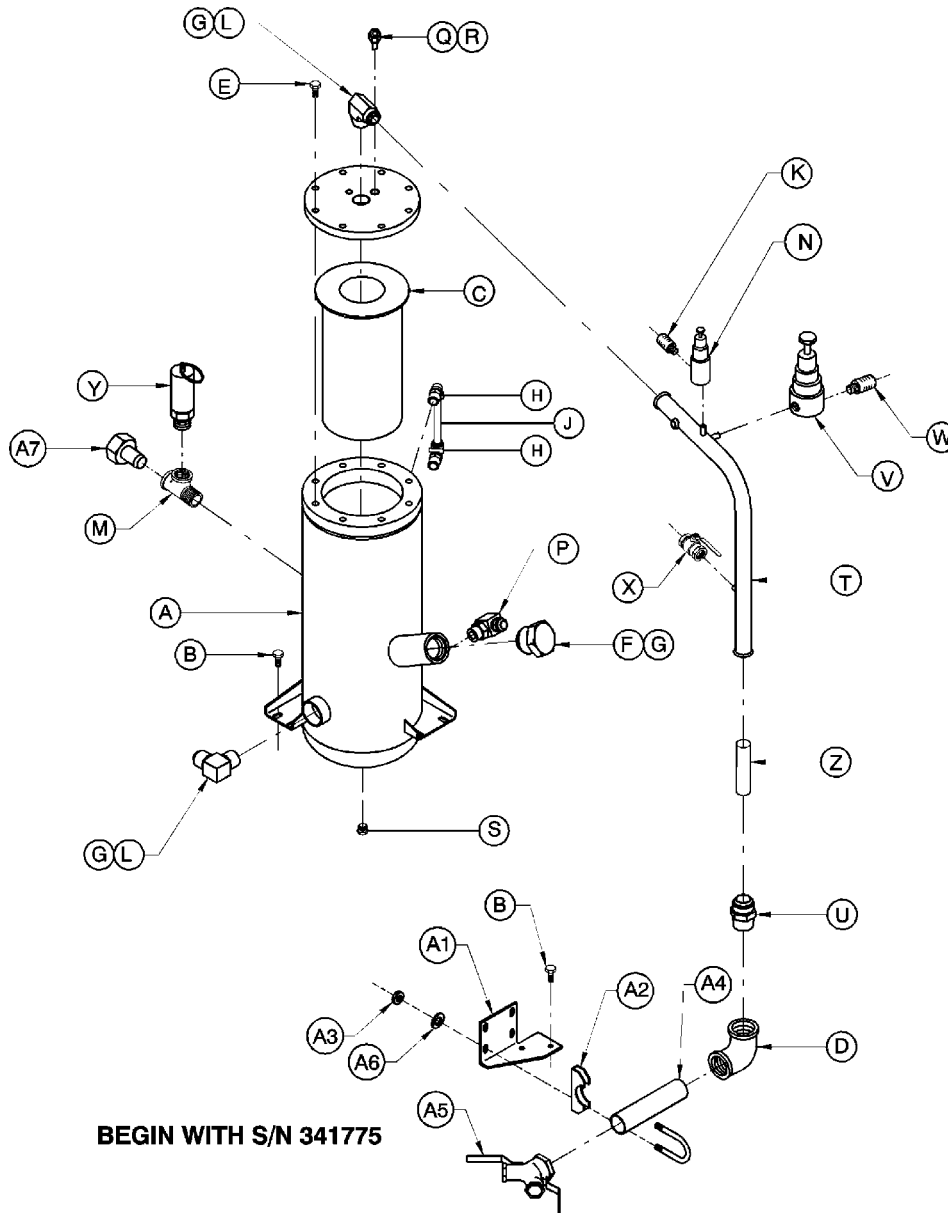


BEGIN WITH S/N 341775

22546998_22_09/06_E

ITEM	COMM. NO.	DESCRIPTION	QTY	DIMENSIONS/NOTES
M	95944708	TEE, STREET 1/2 NPT	1	
N	36854149	VALVE, PRESSURE REGULATOR	1	Repair Kit 35387919
P	35294727	ELBOW, 45° 1.06 -12 SAE	1	
Q	22186381	ADAPTER, OIL SCAVANGE	1	
R	36840437	VALVE, CHECK	1	
S	95280541	PLUG, HEX 1.06-12	1	
T	22234884	TUBE, SERVICE	1	
U	95219770	ADAPTER, 1 1/4 NPT X 1 1/4 TUBE	1	
V	35322379	VALVE, BLOWDOWN	1	Repair Kit 35379064
W	36766772	ORIFICE, .062 MUFFLER	1	
X	35324839	VALVE, 1/4 NPT BALL	1	

SEPARATOR TANK COMPLETE BEGIN WITH SN 341775

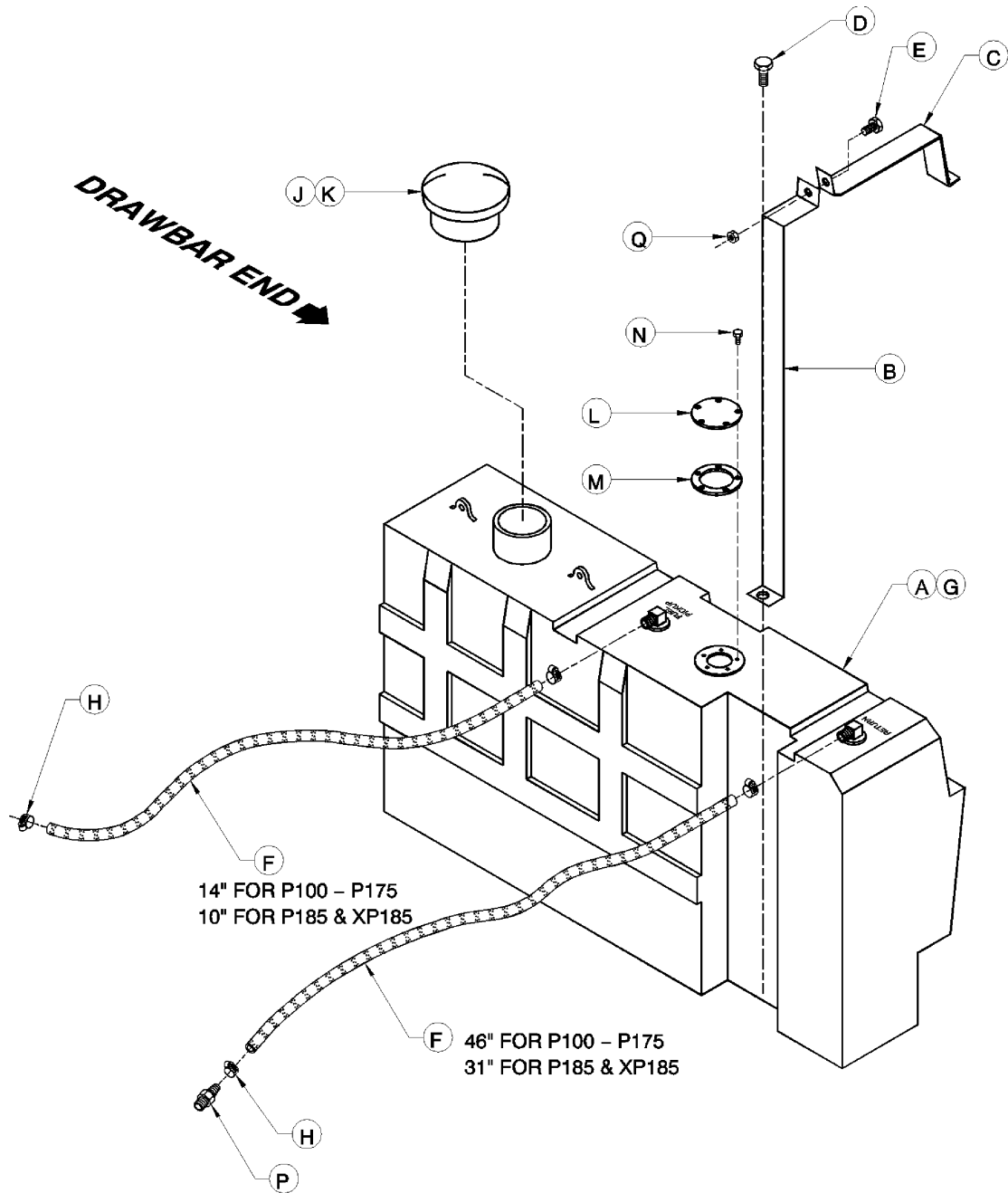


BEGIN WITH S/N 341775

22546998_22_09/06_E

ITEM	COMM. NO.	DESCRIPTION	QTY	DIMENSIONS/NOTES
Y	35325166	VALVE, SAFETY 150 PSI	1	
	36920254	VALVE, SAFETY 200 PSI	1	XP185
Z	54507892	NOZZLE, .361 SONIC ORIFICE	1	P185 RE-RATE
	36921377	NOZZLE, .395 SONIC ORIFICE	1	P185, XP185
A1	22226617	BRACKET, SERVICE PIPE	1	
A2	36785277	CLAMP, SADDLE 1 5/8	2	
A3	95923314	NUT, HEX LOCK 5/16-18	4	
A4	95944542	NIPPLE, LONG 1.25 X 7"	1	
A5	36881076	VALVE, WYE	1	
A6	95935037	WASHER, FLAT 3/8	4	
A7	22823199	SWITCH, SHUT DOWN	1	Begin w/ S/N 374359
	22828016	ADAPTER, SWITCH HARNESS	1	Begin w/ S/N 374359

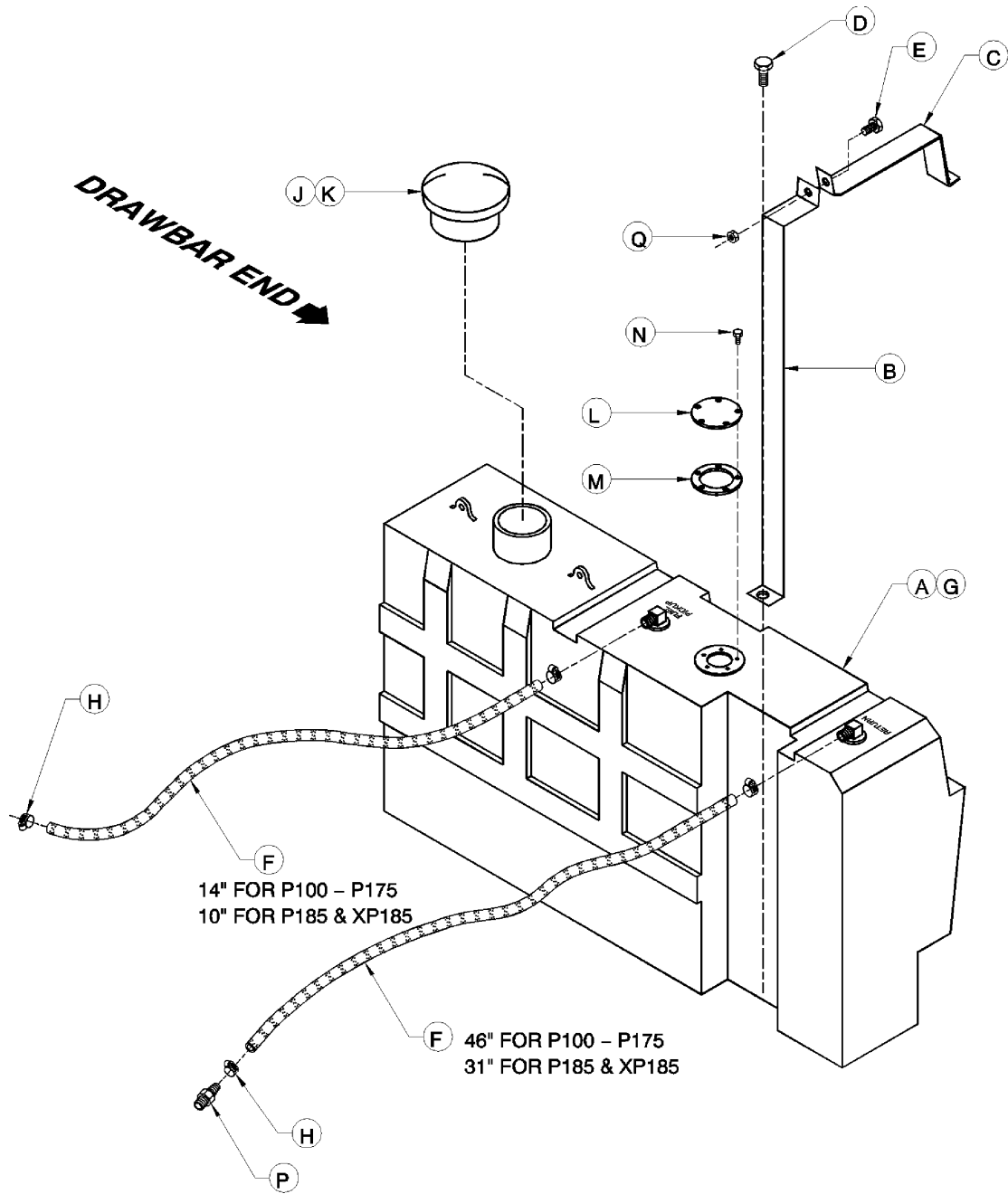
FUEL TANK COMPLETE



22546998_24_06/04_D

ITEM	COMM. NO.	DESCRIPTION	QTY	DIMENSIONS/NOTES
A	36881100	TANK, FUEL	1	
B	36884252	STRAP, HOLD DOWN INTERIOR	1	
C	36884245	STRAP, HOLD DOWN EXTERIOR	1	
D	35279025	SCREW, TAPPING M08-1.25 X 20	1	
E	35271170	SCREW, TAPPING M08-1.25 X 40	1	
F	35363498	HOSE, 5/16" FUEL	~	See Lengths Above
G	35384577	BUSHING	2	Included w/ Item A
H	35296342	CLAMP, WORM GEAR	4	

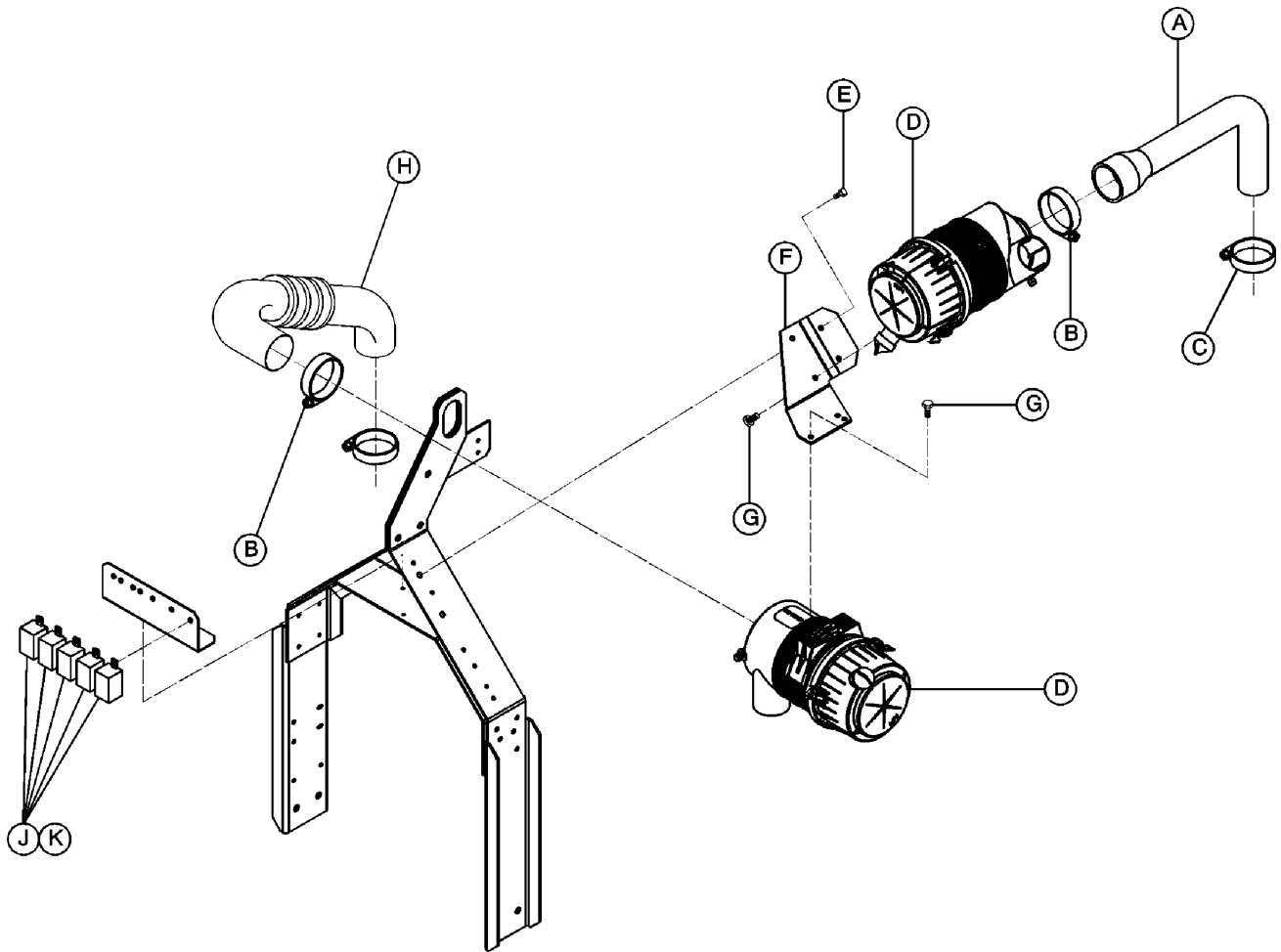
FUEL TANK COMPLETE



22546998_24_06/04_D

ITEM	COMM. NO.	DESCRIPTION	QTY	DIMENSIONS/NOTES
J	36859049	CAP, FUEL TANK	1	
K	36385111	GASKET, FUEL CAP	1	
L	36792828	COVER, FUEL SENDER	1	Prior to S/N 373577
M	35361849	GASKET, FUEL SENDER	1	Prior to S/N 373577
N	95946532	SCREW, HEX #10-32 X 1/2"	5	Prior to S/N 373577
P	36895977	REDUCER, FUEL LINE	14	
Q	35278530	NUT, HEX NYLOC M08	1	

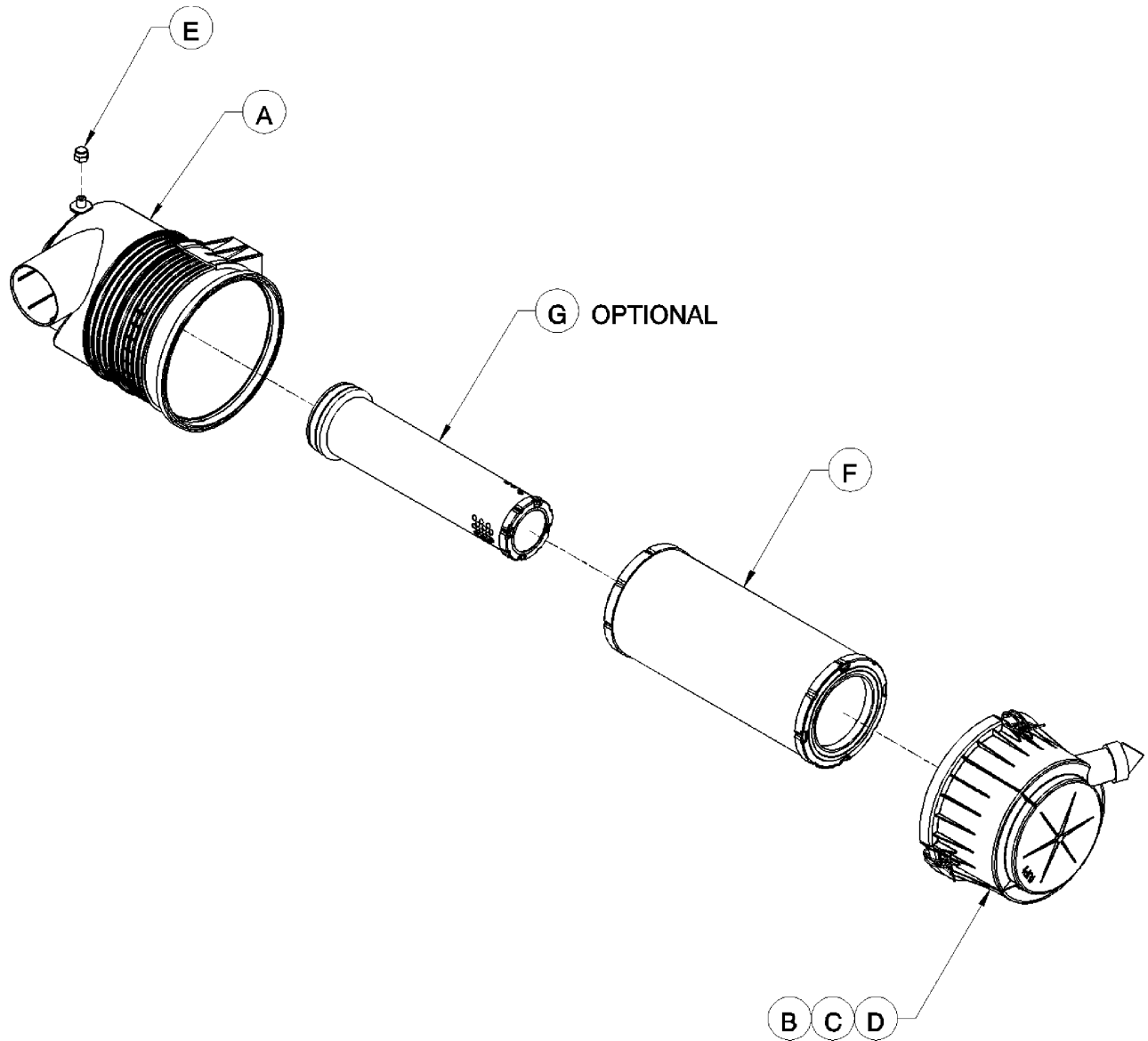
AIR INTAKE FILTERS & RELAY MOUNTING



22546998_26_06/04_C

ITEM	COMM. NO.	DESCRIPTION	QTY	DIMENSIONS/NOTES
A	36880920	HOSE, ENGINE INTAKE	1	
B	35374073	CLAMP, T 3.62"	3	
C	35314996	CLAMP, T 32.12"	1	
D	36897999	CLEANER ASM., AIR	2	
E	35279025	SCREW, TAPPING M08-1.25 X 20	2	
F	36897965	BRACKET, AIR CLEANER	1	
G	96702048	SCREW, HEX M08-1.25 X 16	4	
H	36880912	HOSE, AIREND INTAKE	1	
J	54368048	RELAY	5	
K	36797652	SCREW, TAPPING M06-1.0 X 12	5	

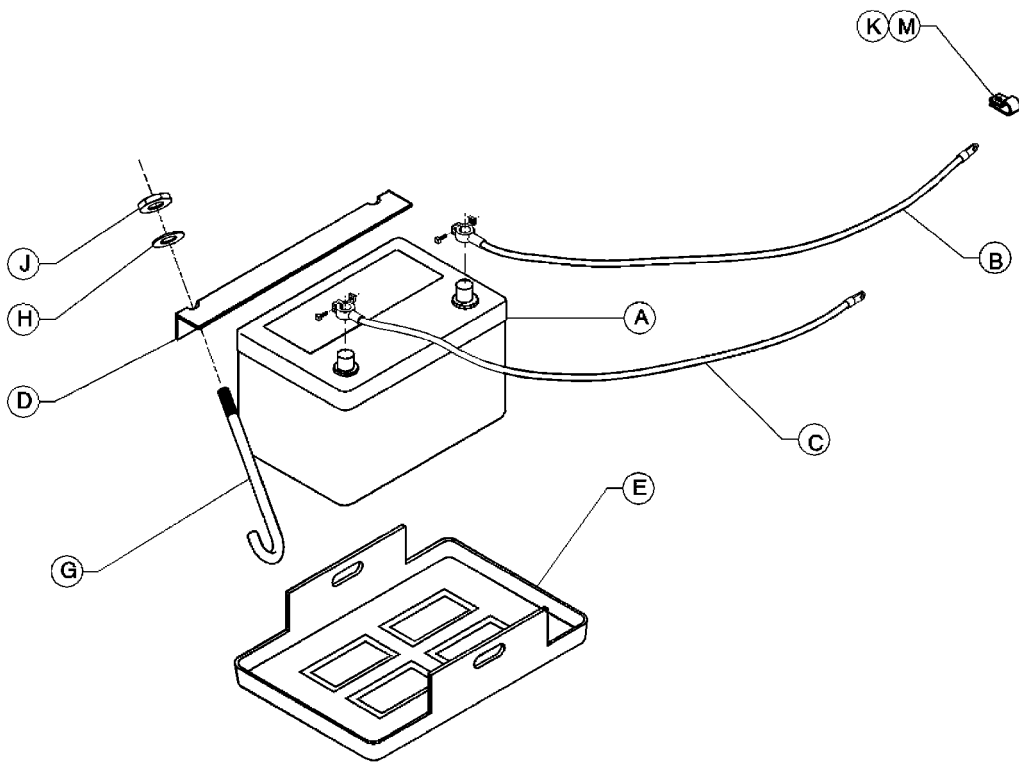
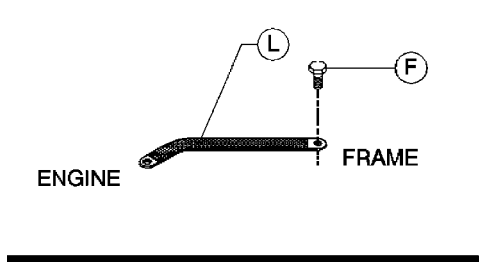
AIR CLEANER ASM.



22546998_27_06/04_A

ITEM	COMM. NO.	DESCRIPTION	QTY	DIMENSIONS/NOTES
A	35393701	BODY, AIR CLEANER	1	
B	35393693	COVER, AIR CLEANER	1	
C	35393669	CLIP, RETAINING	3	
D	35393677	VALVE, DUST EJECTOR	1	
E	35393719	PLUG, CAP	1	
F	35393685	ELEMENT, PRIMARY	1	
G	35393651	ELEMENT, SAFETY	1	OPTIONAL

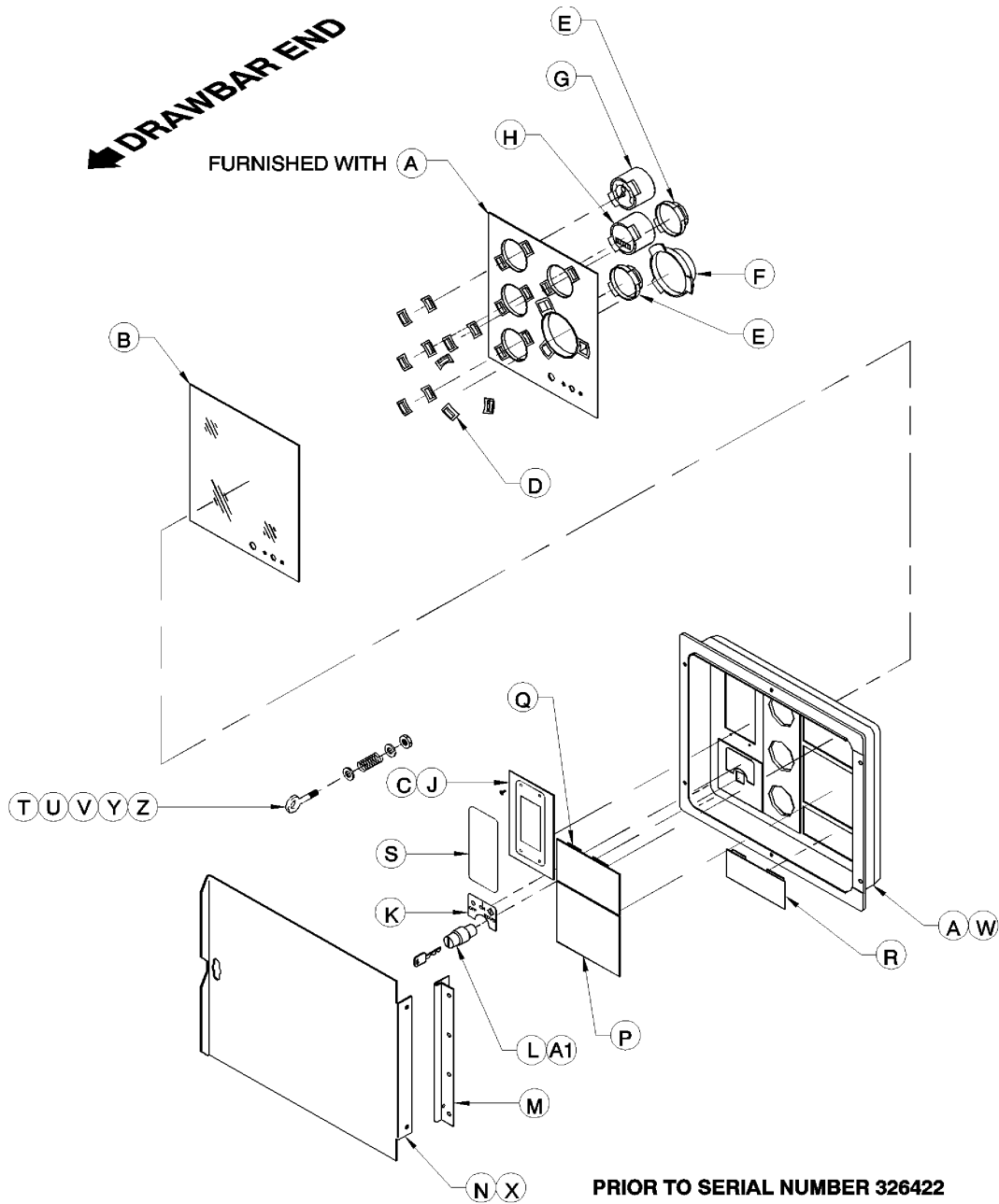
BATTERY ASSEMBLY



22546998_28_06/04_A

ITEM	COMM. NO.	DESCRIPTION	QTY	DIMENSIONS/NOTES
A	36844264	BATTERY	1	
B	35512425	CABLE, POSITIVE BATTERY	1	
C	36782402	CABLE, NEGATIVE BATTERY	1	
D	36853257	ANGLE	1	
E	36878064	TRAY, BATTERY	1	
F	35130293	SCREW, TAPPING 38-16 X 3/4"	1	
G	36860005	J-BOLT	2	
H	36853265	WASHER, PLASTIC	2	
J	95923298	NUT, LOCK 1/4-20	2	
K	35225093	CLAMP, 1/2" SUPPORT	3	
L	36783488	STRAP, GROUND	1	
M	35279025	SCREW, TAPPING M08-1.25 X 20	1	

INSTRUMENT / CONTROL PANEL PRIOR TO SN 326422

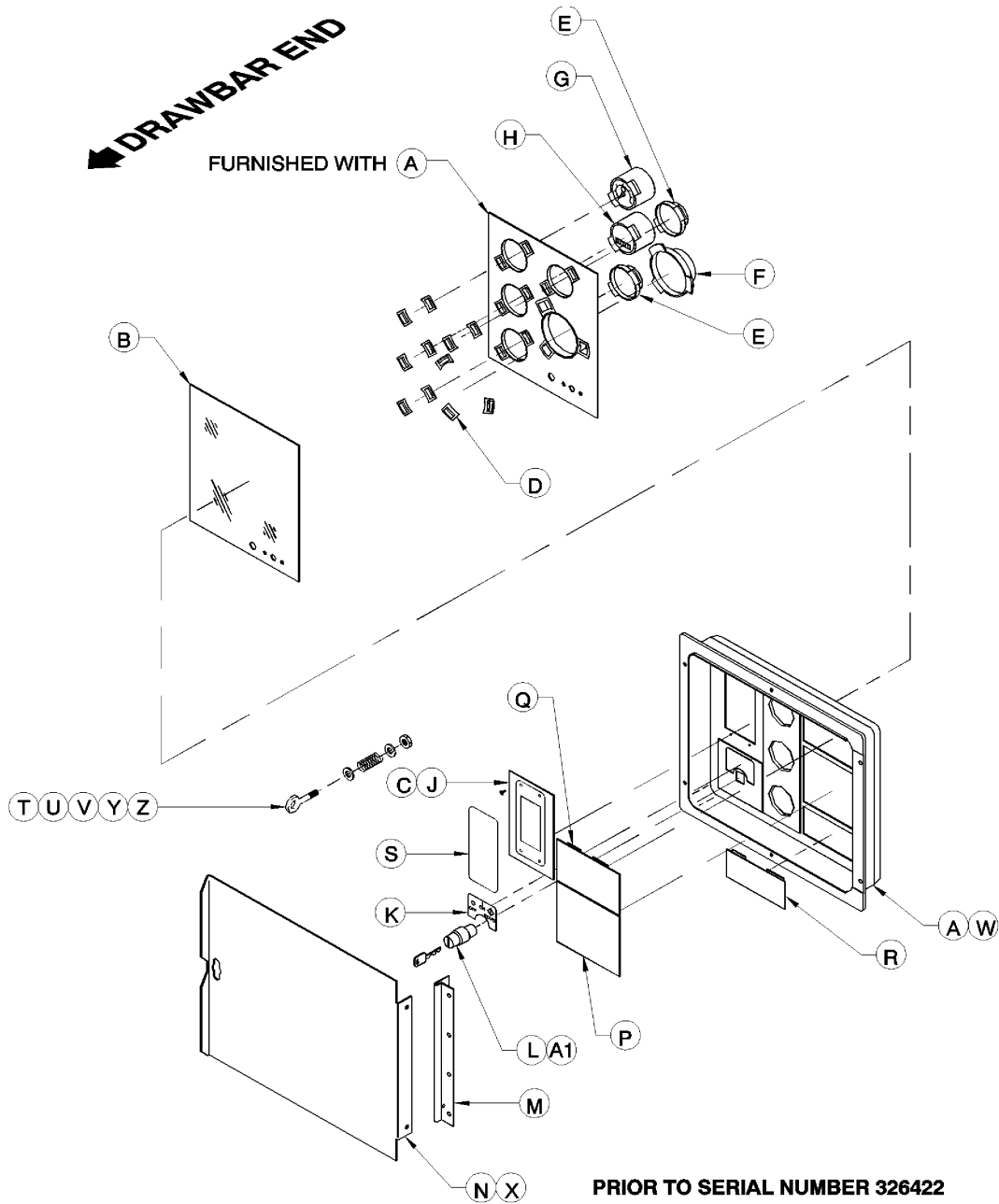


PRIOR TO SERIAL NUMBER 326422

22546998_29_06/04_D

ITEM	COMM. NO.	DESCRIPTION	QTY	DIMENSIONS/NOTES
A	36884492	FRAME ASM., RECESSED	1	Part of Asm. 36880557
B	35390368	PANEL, ACRYLIC	1	Part of Asm. 36880557
C	35390400	SCREW, FLAT PH #6 X 3/8"	2	Part of Asm. 36880557
D	36880730	CLIP, GAUGE RETAINING	11	Part of Asm. 36880557
E	35390319	CAP, 2" GAUGE	2	Part of Asm. 36880557
F	35390301	CAP, 3.38" GAUGE	1	Part of Asm. 36880557
G	36879898	GAUGE, 150 PSI PRESSURE	1	Part of Asm. 36880557
H	36879880	HOURMETER	1	Part of Asm. 36880557
J	35390343	COVER, WARNING MODULE	1	Part of Asm. 36880557
K	36879971	DECAL, SWITCH	1	Part of Asm. 36880557

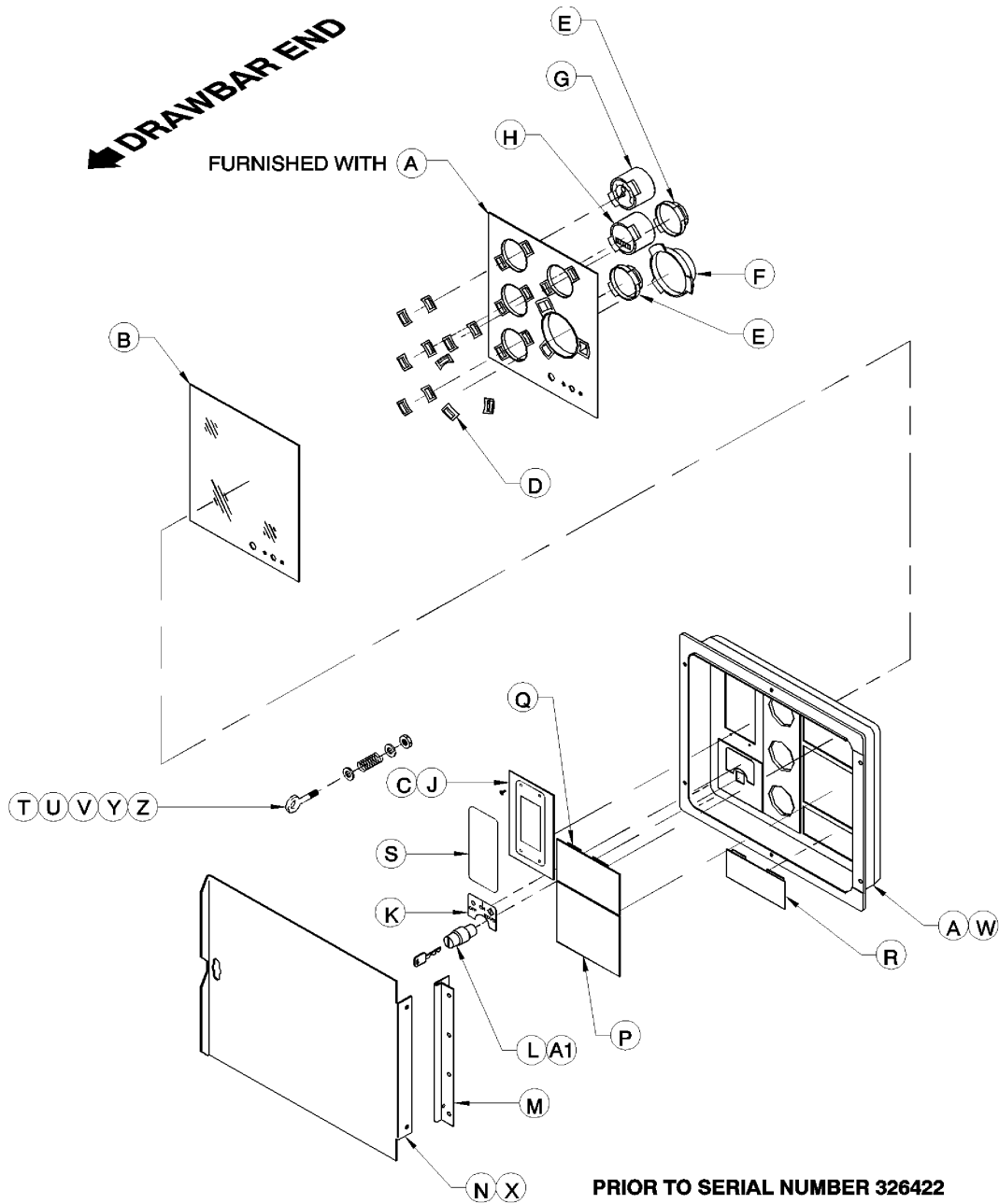
INSTRUMENT / CONTROL PANEL PRIOR TO SN 326422



22546998_29_06/04_D

ITEM	COMM. NO.	DESCRIPTION	QTY	DIMENSIONS/NOTES
L	36884211	SWITCH, IGNITION	1	Part of Asm. 36880557
M	36890085	HINGE, CONTROL PANEL	1	
N	36879922	DOOR, INSTRUMENT PANEL	1	
	54523618	DOOR, INSTRUMENT PANEL	1	GalvannealL
P	35390293	COVER, 3.38" BEZEL	1	Part of Asm. 36880557
Q	35390285	COVER, 2.06" BEZEL	1	Part of Asm. 36880557
R	35390327	COVER, SWITCH PANEL	1	Part of Asm. 36880557
S	36882173	LABEL, BLANK WARNING MODULE	1	Part of Asm. 36880557
T	35607829	EYEBOLT	1	
U	95935029	WASHER, FLAT	1	

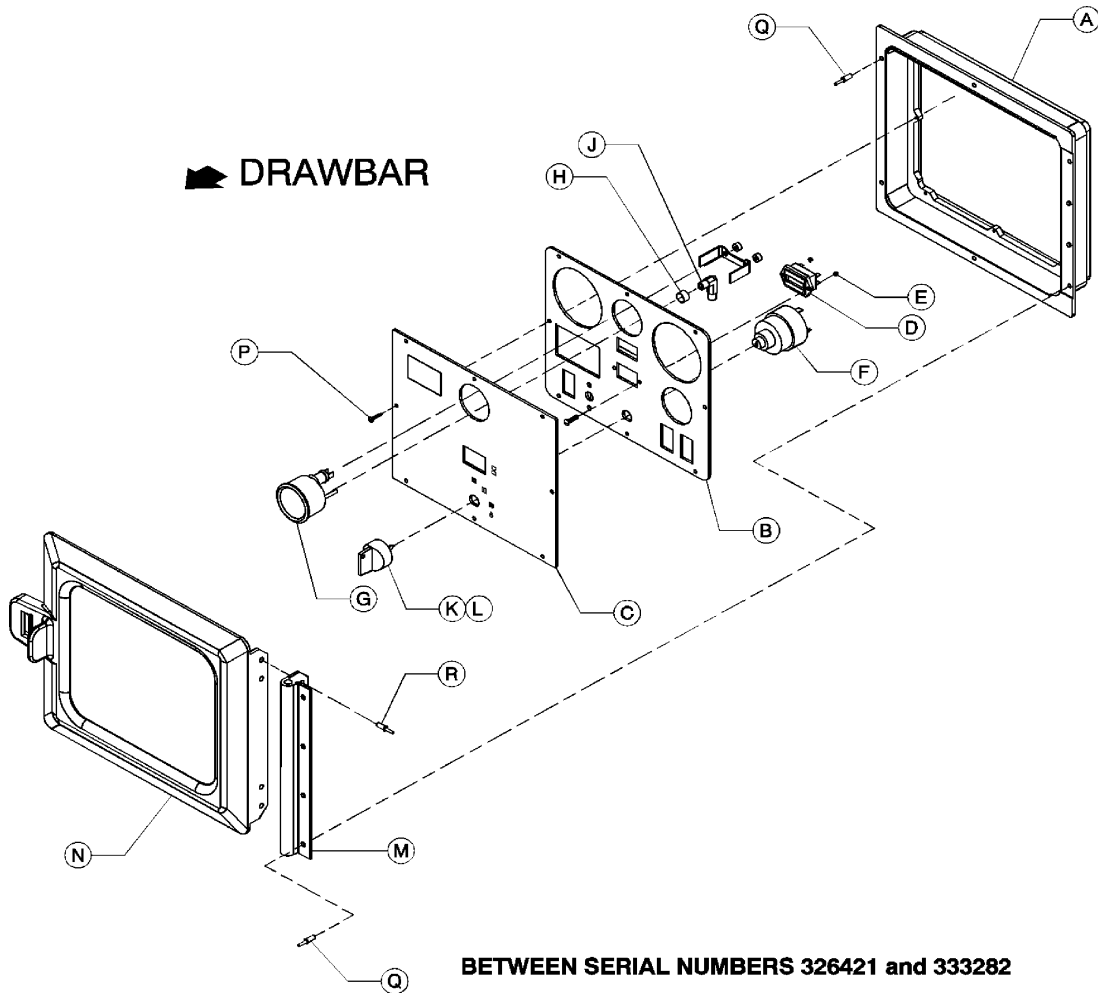
INSTRUMENT / CONTROL PANEL PRIOR TO SN 326422



22546998_29_06/04_D

ITEM	COMM. NO.	DESCRIPTION	QTY	DIMENSIONS/NOTES
V	36772028	WASHER, PLASTIC	1	
W	36881118	RIVET	6	Prior to S/N 296411
	36920486	RIVET, 3/16 SS	6	Begin with S/N 296411
X	36877587	RIVET	2	
Y	35607837	SPRING	1	
Z	95923298	NUT, HEX 1/4-20	1	
A1	36884229	KEY	1	

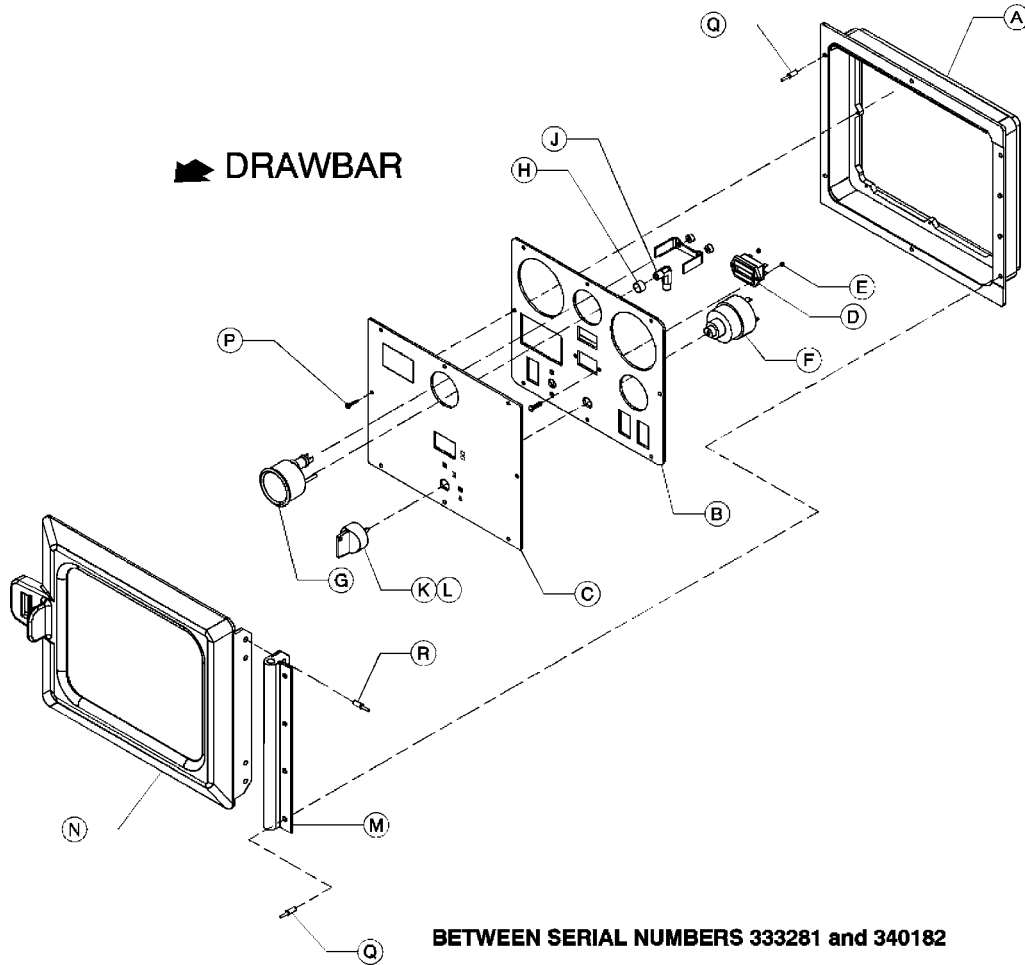
INSTRUMENT / CONTROL PANEL BETWEEN SN 326421 & 333282



22546998_30_06/04_D

ITEM	COMM. NO.	DESCRIPTION	QTY	DIMENSIONS/NOTES
A	54749601	FRAME, WW INSTRUMENT PANEL	1	
B	54749619	PANEL, INSTRUMENT	1	
C	54766845	DECAL, WW INSTRUMENT PANEL		
D	54766704	METER, ELECT/MECH HOUR	1	
E	22054159	NUT, PLASTIC #4-40	2	
F	92086719	SWITCH, IGNITION	1	
G	35604065	GAUGE, 150 PSI PRESSURE	1	P105-P185
	36891216	GAUGE, 250 PSI PRESSURE	1	XP185
H	95935599	COUPLING, STD 1/8 NPT X .75"	1	
J	35370386	ELBOW, 1/8 NPT X 3/8 TUBE	1	
K	22054167	KEY, REMOVABLE IGNITION	1	
L	54774104	KEY, NON- REMOVABLE IGNITION	1	
M	36890085	HINGE, CONTROL PANEL	1	
N	54482500	DOOR, INSTRUMENT PANEL	1	Standard Paint
	54729199	DOOR, INSTRUMENT PANEL	1	Special Paint
P	22070494	SCREW, PLASTIC TAPPING	8	
Q	54721212	RIVET, 3/16" ALUMINUM	6	
R	54721220	RIVET, 3/16" ALUMINUM	4	

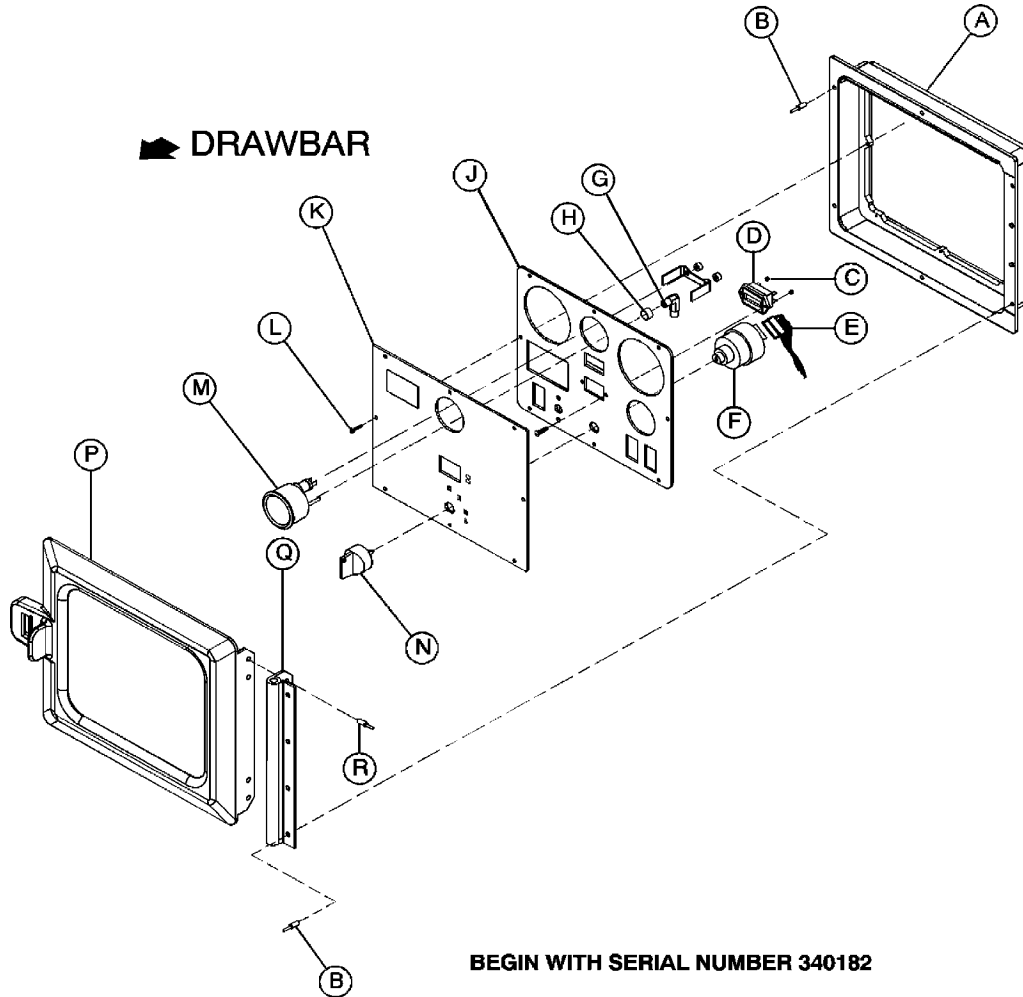
INSTRUMENT / CONTROL PANEL BETWEEN SN 333281 & 340182



22546998_31_06/04_D

ITEM	COMM. NO.	DESCRIPTION	QTY	DIMENSIONS/NOTES
A	54749601	FRAME, WW INSTRUMENT PANEL	1	
B	22171680	PANEL, INSTRUMENT	1	
C	22171698	DECAL, WW INSTRUMENT PANEL	1	
D	54766704	METER, ELECT/MECH HOUR	1	
E	22054159	NUT, PLASTIC #4-40	2	
F	22127385	SWITCH, IGNITION	1	
G	35604065	GAUGE, 150 PSI PRESSURE	1	P105-P185
	36891216	GAUGE, 250 PSI PRESSURE	1	XP185
H	95935599	COUPLING, STD 1/8 NPT X .75"	1	
J	35370386	ELBOW, 1/8 NPT X 3/8 TUBE	1	
K	22054167	KEY, REMOVABLE IGNITION	1	
L	54774104	KEY, NON- REMOVABLE IGNITION	1	
M	36890085	HINGE, CONTROL PANEL	1	
N	54482500	DOOR, INSTRUMENT PANEL	1	Standard Paint
	54729199	DOOR, INSTRUMENT PANEL	1	Special Paint
P	22070494	SCREW, PLASTIC TAPPING	8	
Q	54721212	RIVET, 3/16" ALUMINUM	6	
R	54721220	RIVET, 3/16" ALUMINUM	4	

INSTRUMENT / CONTROL PANEL BEGIN WITH SN 340182

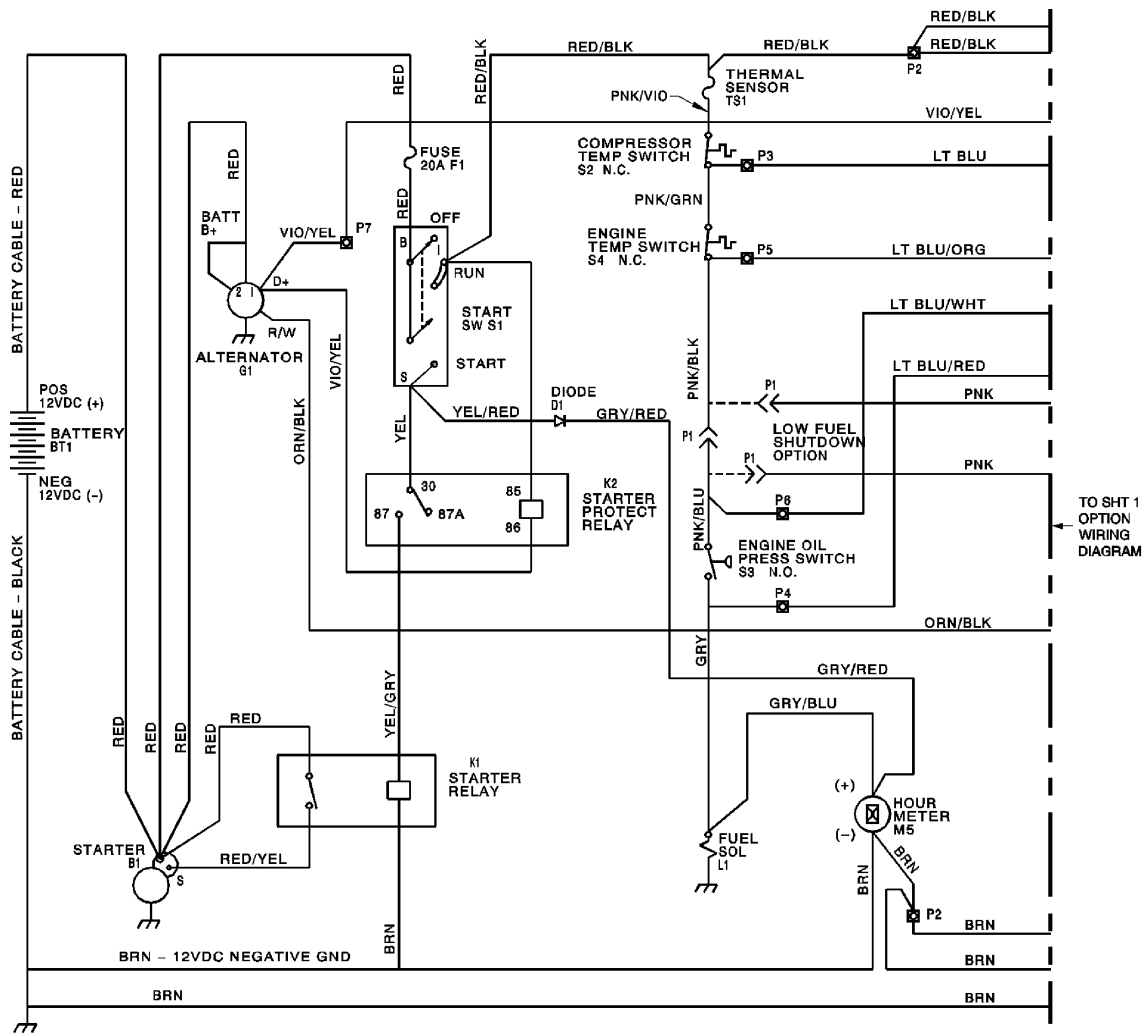


BEGIN WITH SERIAL NUMBER 340182

22546998_32_06/04_D

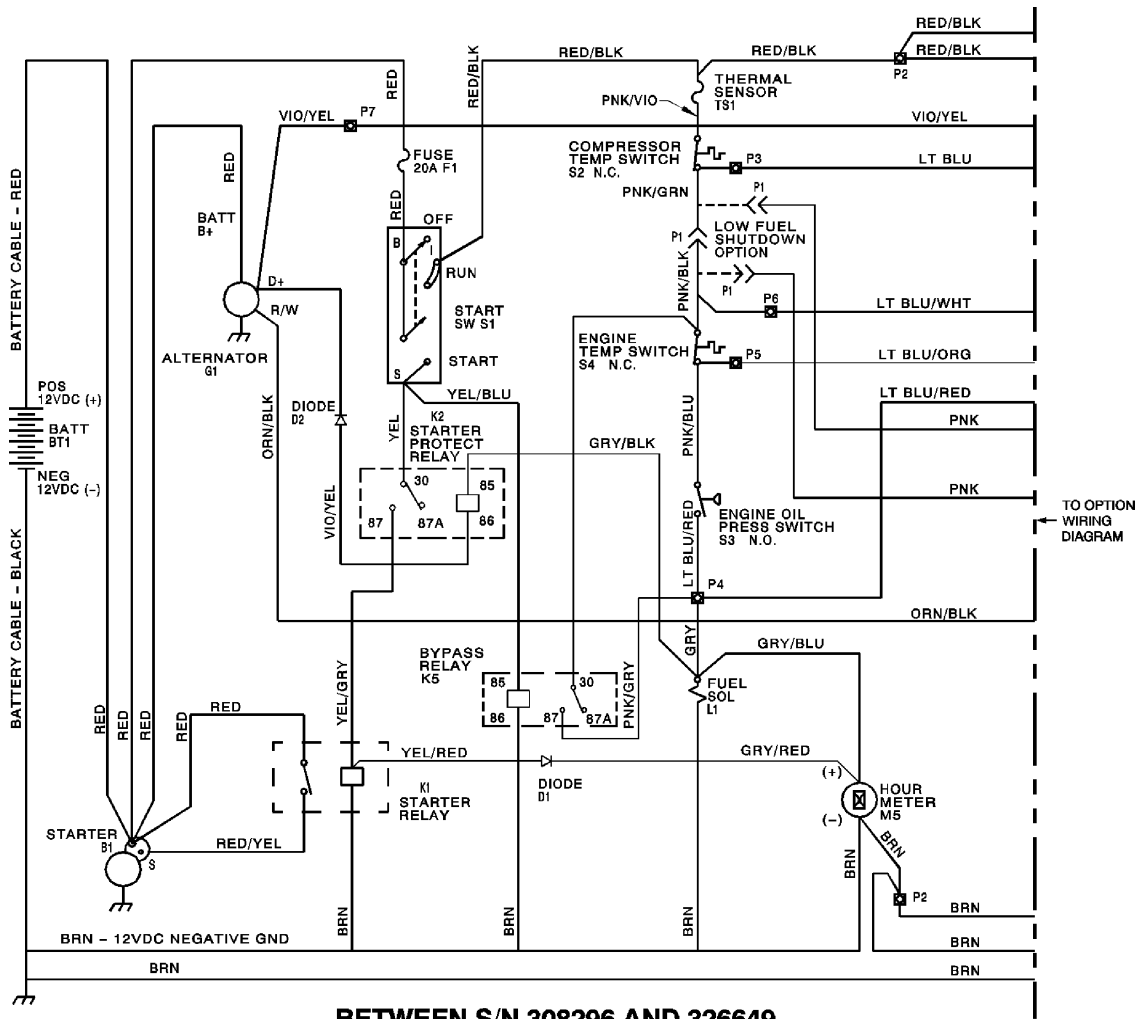
ITEM	COMM. NO.	DESCRIPTION	QTY	DIMENSIONS/NOTES
A	54749601	FRAME, WW INSTRUMENT PANEL	1	
B	54721212	RIVET, 3/16" ALUMINUM	6	
C	22054159	NUT, PLASTIC #4-40	2	
D	22054175	METER, ELECT/MECH HOUR	1	
E	22199079	ADAPTER, SWITCH	1	
F	22127385	SWITCH, IGNITION	1	
G	35370386	ELBOW, 1/8 NPT X 3/8 TUBE	1	
H	95935599	COUPLING, STD 1/8 NPT X .75"	1	
J	22171680	PANEL, INSTRUMENT	1	
K	22171698	DECAL, WW INSTRUMENT PANEL	1	
L	22070494	SCREW, PLASTIC TAPPING	8	
M	35604065	GAUGE, 150 PSI PRESSURE	1	P105-P185
	36891216	GAUGE, 250 PSI PRESSURE	1	XP185
N	22134118	KEY, NON- REMOVABLE IGNITION	1	
P	54482500	DOOR,INSTRUMENT PANEL	1	Standard Paint
	54729199	DOOR,INSTRUMENT PANEL	1	Special Paint
Q	36890085	HINGE, CONTROL PANEL	1	
R	54721220	RIVET, 3/16" ALUMINUM	4	

WIRING DIAGRAM TO S/N 308296



ITEM	COMM. NO.	DESCRIPTION	QTY	DIMENSIONS/NOTES
B1	*	STARTER	1	See Engine Mfgr
BT1	36844264	BATTERY, 12V	1	
D1	35376169	DIODE	1	
F1	36792083	FUSE, 20 A	1	
G1	*	ALTERNATOR	1	See Engine Mfg
K1	36856250	RELAY, STARTER	1	
K2	36878361	RELAY, START PROTECT	1	
L1	*	SOLENOID, FUEL	1	See Engine Mfgr
M5	36879880	HOURMETER	1	
R1	*	RESISTOR	1	See Engine Mfgr
S1	36884211	SWITCH, START	1	
S2	35596436	SWITCH. CPRSR TEMPERATURE	1	
S3	36878379	SWITCH, ENGINE OIL PRESSURE	1	
S4	36893055	SWITCH, ENGINE TEMPERATURE	1	
TS1	36865756	SENSOR, THERMAL	1	
W1	36893246	HARNESS, ENGINE	1	

WIRING DIAGRAM BETWEEN S/N 308296 & 326649



BETWEEN S/N 308296 AND 326649

22546998_39_06/04_D

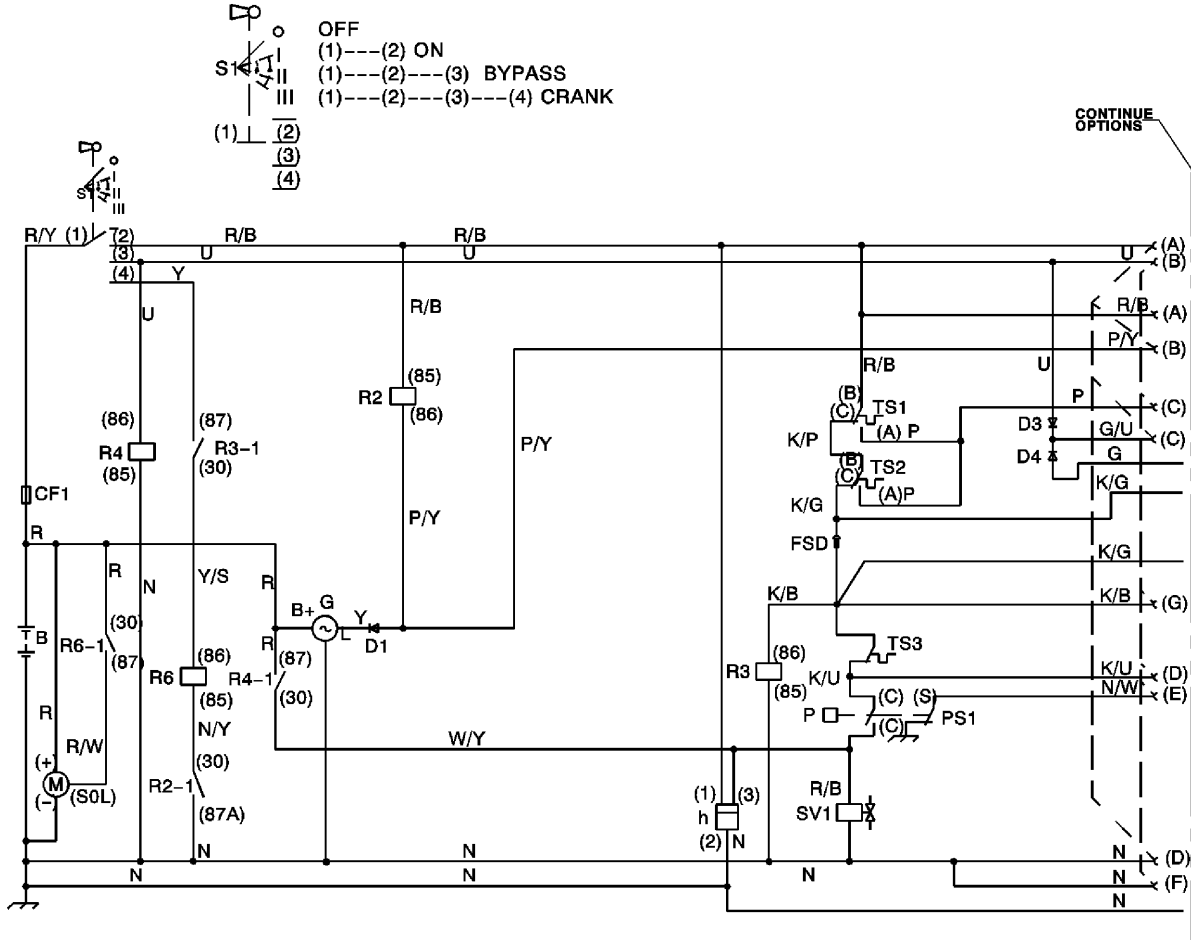
ITEM	COMM. NO.	DESCRIPTION	QTY	DIMENSIONS/NOTES
B1	*	STARTER	1	See Engine Mfg
BT1	36844264	BATTERY, 12V	1	
D1	35376169	DIODE	1	
D2	35376169	DIODE	1	
F1	36792083	FUSE, 20 A	1	
G1	*	ALTERNATOR	1	See Engine Mfg
K1	36856250	RELAY, STARTER	1	
K2	36878361	RELAY, START PROTECT	1	
K5	36878361	RELAY, BYPASS	1	
L1	*	SOLENOID, FUEL	1	See Engine Mfg
M5	36879880	HOURMETER	1	
S1	36884211	SWITCH, START	1	
S2	35596436	SWITCH. CPRSR TEMPERATURE	1	
S3	36878379	SWITCH, ENGINE OIL PRESSURE	1	
S4	36893055	SWITCH, ENGINE TEMPERATURE	1	
TS1	36865756	SENSOR, THERMAL	1	
W1	36893246	HARNESS, ENGINE	1	

WIRING DIAGRAM BEGIN with S/N 326649

ITEM	B	U	N	G	S	LG	O	K	P	R	W	Y
COLOR	BLK	BLU	BRN	GRN	GRY	LT GRN	ORG	PNK	PUR	RED	WHT	YEL

DASHED LINES INDICATE COMMON CONNECTIONS/CONNECTORS

S1 KEYSWITCH OPERATION SEQUENCE



BEGIN WITH SERIAL NUMBER 326649

22546998_40_06/04_D

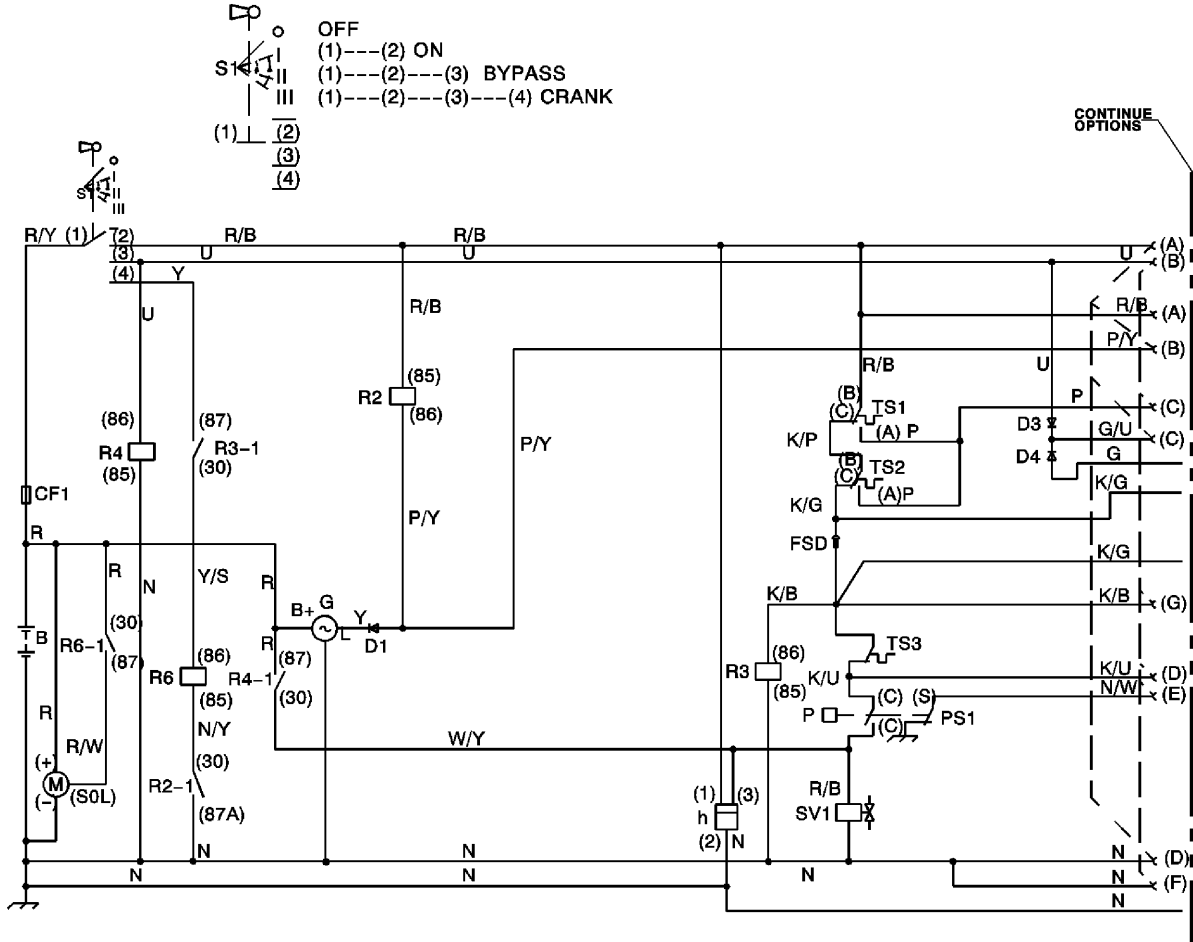
ITEM	COMM. NO.	DESCRIPTION	QTY	DIMENSIONS/NOTES
B	36844264	BATTERY, 12V	1	
CF1	36792083	FUSE, 20 A	1	
D1	35376169	DIODE	1	
D3	35376169	DIODE	1	
D4	35376169	DIODE	1	
G	36115558	ALTERNATOR	1	3 Cylinder
	36124881	ALTERNATOR	1	4 Cylinder
H	54766704	METER, ELECT/MECH HOUR	1	Prior to S/N 340182
	22054175	METER, ELECT/MECH HOUR	1	Begin with S/N 340182
M	36120269	STARTER	1	3 Cylinder
	36120649	STARTER	1	4 Cylinder
PS1	54757935	SWITCH, ENGINE OIL PRESSURE	1	
R2	54368048	RELAY	1	START INHIBIT
R3	54368048	RELAY	1	FUEL SOLENOID
R4	54368048	RELAY	1	FUEL SHUTDOWN

WIRING DIAGRAM BEGIN with S/N 326649

ITEM	B	U	N	G	S	LG	O	K	P	R	W	Y
COLOR	BLK	BLU	BRN	GRN	GRY	LT GRN	ORG	PNK	PUR	RED	WHT	YEL

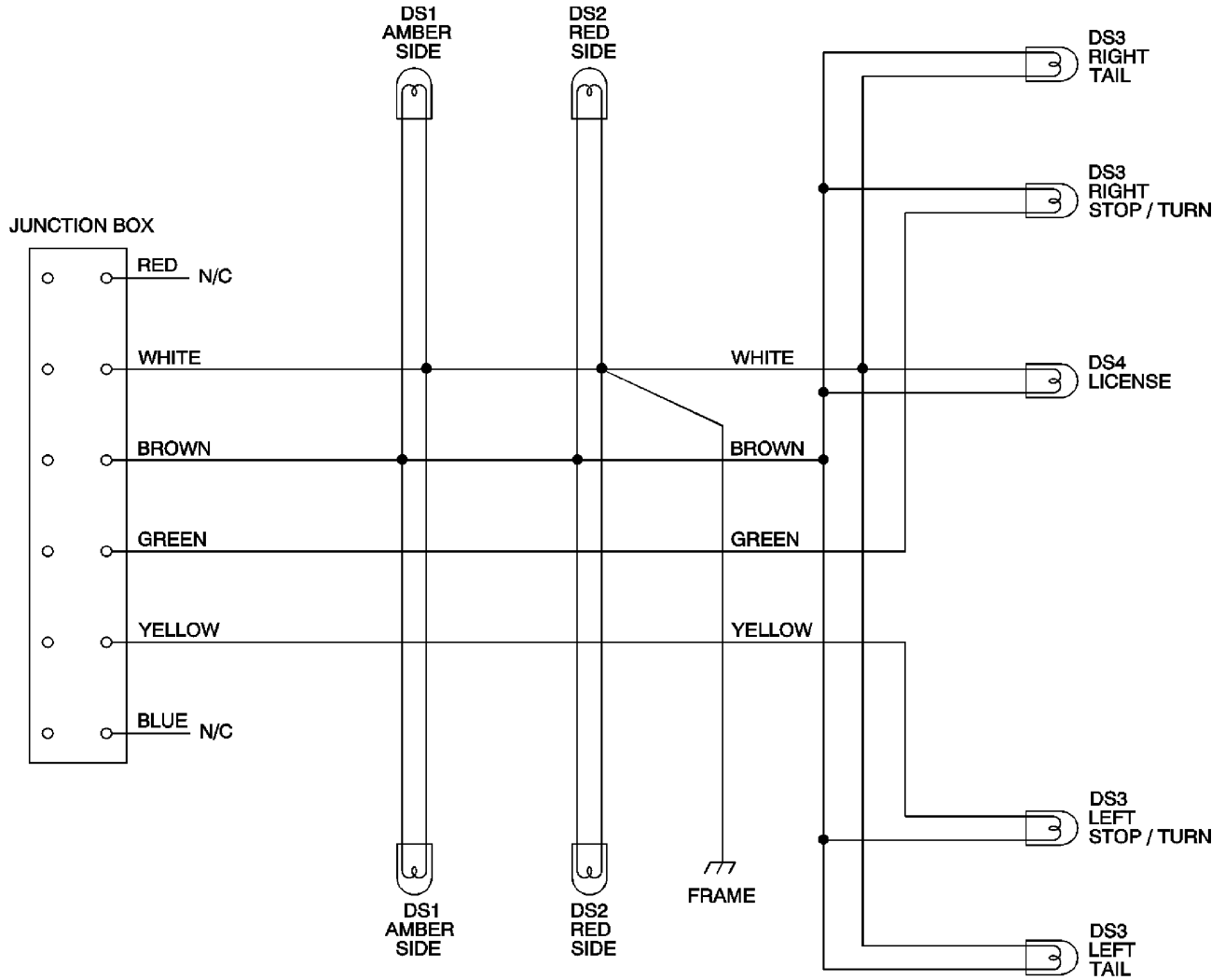
DASHED LINES INDICATE COMMON CONNECTIONS/CONNECTORS

S1 KEYSWITCH OPERATION SEQUENCE

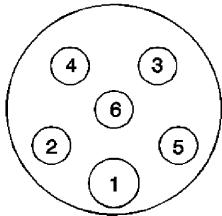


ITEM	COMM. NO.	DESCRIPTION	QTY	DIMENSIONS/NOTES
R6	54368048	RELAY	1	CRANK
S1	22127385	SWITCH, IGNITION	1	
SV1	36125409	SOLENOID, A/E HIGH AIR TEMP	1	P185, XP185
TS1	54764964	SWITCH, ALARM (A/E HIGH TEMP)	1	Prior to S/N 374358
	36865756	SWITCH, ALARM (A/E HIGH TEMP)	1	Between S/N 374358 & 375557
	39404165	O-RING	AR	Between S/N 374358 & 375557
TS2	22823199	SWITCH, ALARM (A/E HIGH TEMP)	1	Begin w/ S/N 375557
	54764956	SWITCH, ALARM (DISCHG TEMP)	1	Prior to S/N 374358
	35596436	SWITCH, ALARM (DISCHG TEMP)	1	Begin w/ S/N 374358
TS3	36893055	SWITCH, TEMPERATURE	1	HIGH ENGINE TEMP
W1	22060271	HARNESS, CHASSIS	1	
W2	22828016	ADAPTER, TEMP. SWITCH	2	Begin w/ S/N 374358
	22134118	KNOB ASM.	AR	Included w/ Item S1

TAIL LIGHT WIRING DIAGRAM



PLUG / SOCKET WIRING CONNECTIONS



- 1 WHITE - GROUND
- 2 YELLOW - LEFT STOP/TURN SIGNAL
- 3
- 4 GREEN - RIGHT STOP/TURN SIGNAL
- 5 BROWN - TAIL / CLEARANCE LIGHTS
- 6 BLUE - ELECTRIC BRAKES

22546998_41_06/04_C

ITEM	COMM. NO.	DESCRIPTION	QTY	DIMENSIONS/NOTES
DS1	36788081	LIGHT, STOP / TAIL	1	
DS2	36788081	LIGHT, STOP / TAIL	1	
DS3	54726468	LIGHT, LICENSE	1	
DS4	35367044	LIGHT, RED SIDE	1	
DS5	35367051	LIGHT, AMBER SIDE	1	
DS6	35367044	LIGHT, RED SIDE	1	
DS7	35367051	LIGHT, AMBER SIDE	1	
W2	36893196	HARNESS, LIGHT	1	

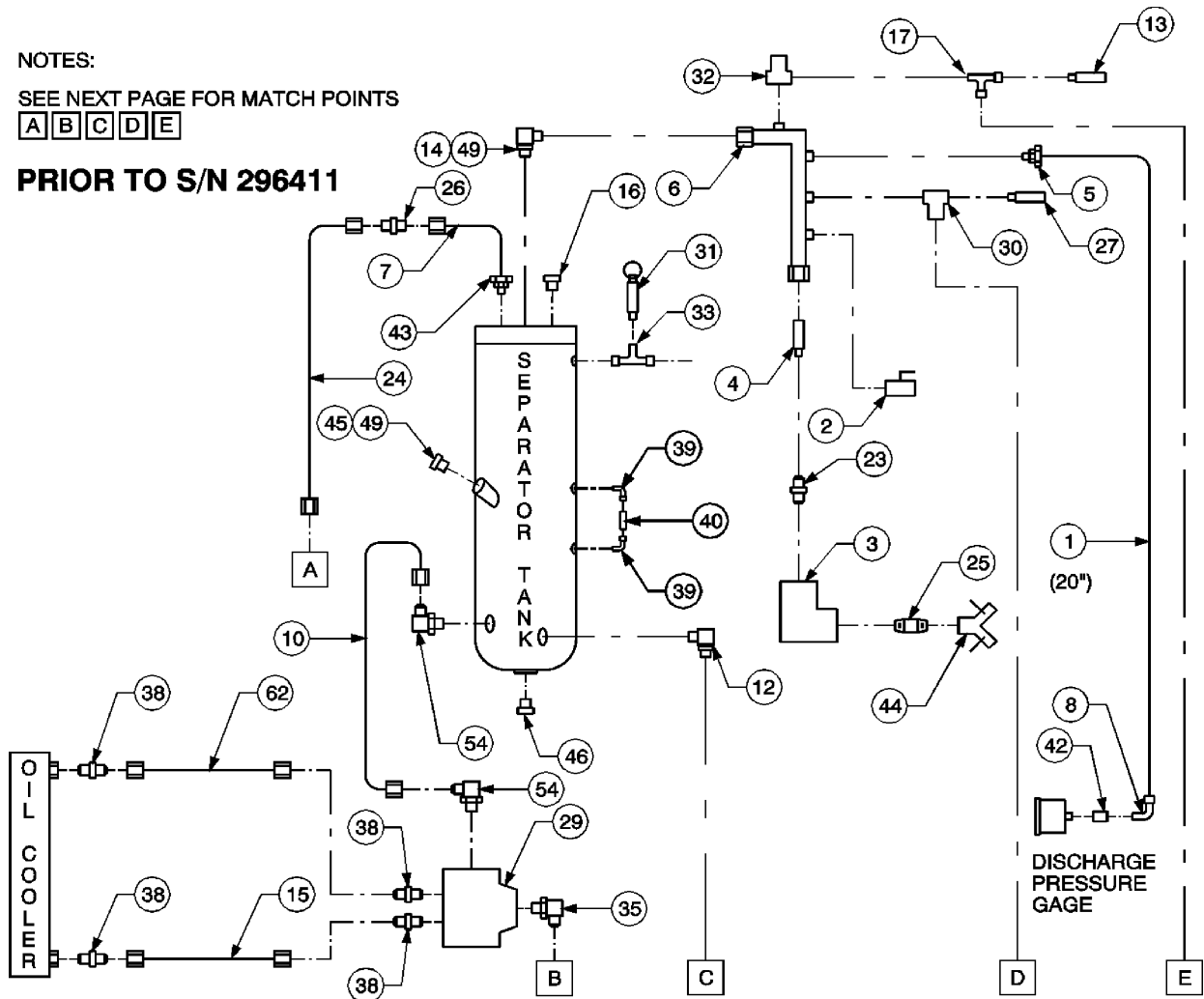
AIR & OIL PIPING TO S/N 296411

NOTES:

SEE NEXT PAGE FOR MATCH POINTS

A B C D E

PRIOR TO S/N 296411



22546998_33_06/04_C

ITEM	COMM. NO.	DESCRIPTION	QTY	DIMENSIONS/NOTES
1	35356484	TUBING		
2	35324839	VALVE, BALL		
3	95953378	ELBOW, 90o X 1-1/4 NPT		
4	35607993	NOZZLE, .286 ORIFICE SONIC	P100	
	35608009	NOZZLE, .319 ORIFICE SONIC	P130	
	35608017	NOZZLE, .361 ORIFICE SONIC	P160, P185 Rerate	
	35608025	NOZZLE, .378 ORIFICE SONIC	P175	
	36865129	NOZZLE, .394 ORIFICE SONIC	P185, XP185	
5	35369347	CONNECTOR, STREET		
6	36880672	TUBE, SERVICE		
7	36781227	TUBE, SCAVENGE		
8	35370386	ELBOW, 90o 1/4 NPT X 3/8 TUBE		
10	35287721	HOSE ASSEMBLY		
12	95431292	ELBOW, 90o 1.88-12		
13	36766756	MUFFLER, 0.140 ORIFICE		
14	35279777	ELBOW, 90o 1.62-12		

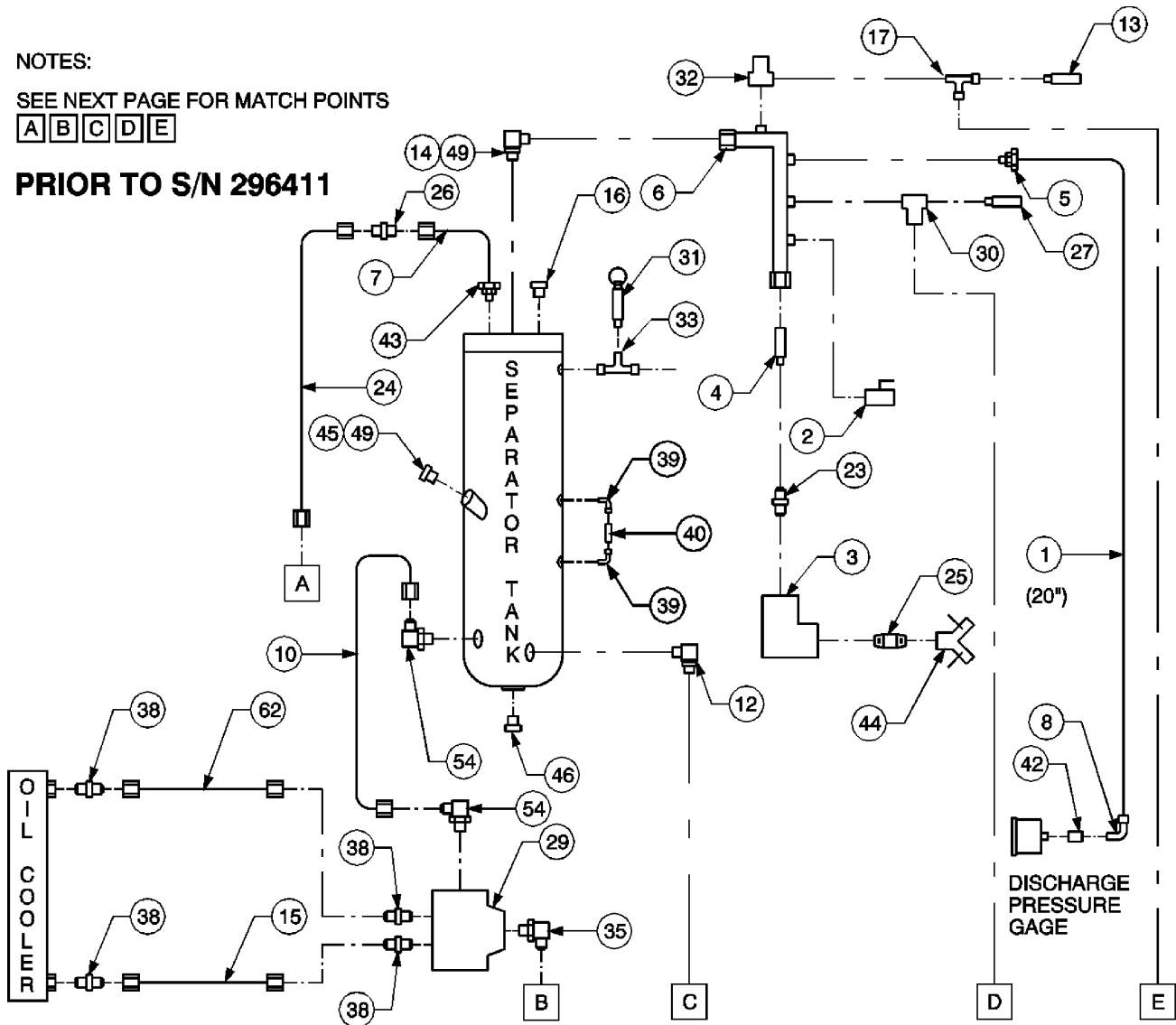
AIR & OIL PIPING TO S/N 296411

NOTES:

SEE NEXT PAGE FOR MATCH POINTS

A B C D E

PRIOR TO S/N 296411



ITEM	COMM. NO.	DESCRIPTION	QTY	DIMENSIONS/NOTES
15	36880763	TUBE, COOLER		
16	95928230	PLUG		
17	35114545	TEE, STREET 1/4 NPT		
23	95219770	ADAPTER, 1.25 NPT		
24	35315407	HOSE ASSEMBLY		
25	95916268	NIPPLE		
26	36840437	ORIFICE / CHECK VALVE		
27	36766772	MUFFLER, 0.062 ORIFICE		
29	36884179	VALVE, BYPASS		
30	35322379	VALVE, BLOWDOWN		RPR KIT 35379064
31	35325166	VALVE, SAFETY		
	35375971	VALVE, SAFETY XP185		
32	36854149	VALVE, PRESSURE REGULATOR		RPR KIT 35387919
33	95944708	TEE, STREET		

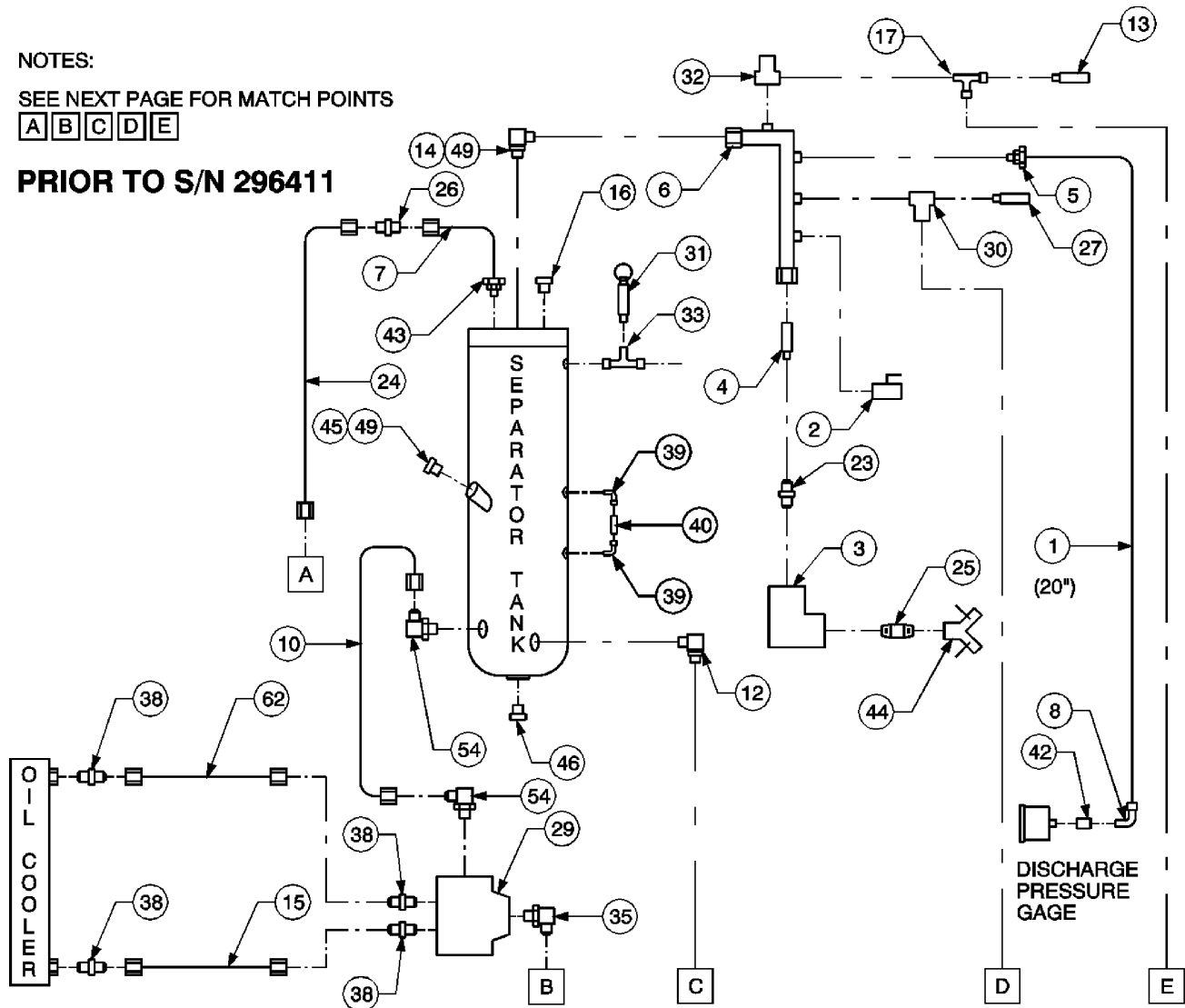
AIR & OIL PIPING TO S/N 296411

NOTES:

SEE NEXT PAGE FOR MATCH POINTS

A B C D E

PRIOR TO S/N 296411



22546998_33_06/04_C

ITEM	COMM. NO.	DESCRIPTION	QTY	DIMENSIONS/NOTES
35	35294750	ELBOW, 90° 1.06-12		
38	35295880	CONNECTOR, STRAIGHT		
39	36860468	FITTING		
40	35324649	GASKET		
41	92121532	GLASS, SIGHT		
42	95930319	COUPLING		
43	35329309	FITTING, LENZ		
44	36881076	VALVE, WYE		
45	35579630	PLUG		
46	95664934	PLUG		
49	35279942	O-RING		
54	35294727	ELBOW, 45°		
62	36880763	TUBE ASSEMBLY		Prior to SN 296307
	36920353	TUBE ASSEMBLY P185 - XP185		Begin with SN 296307

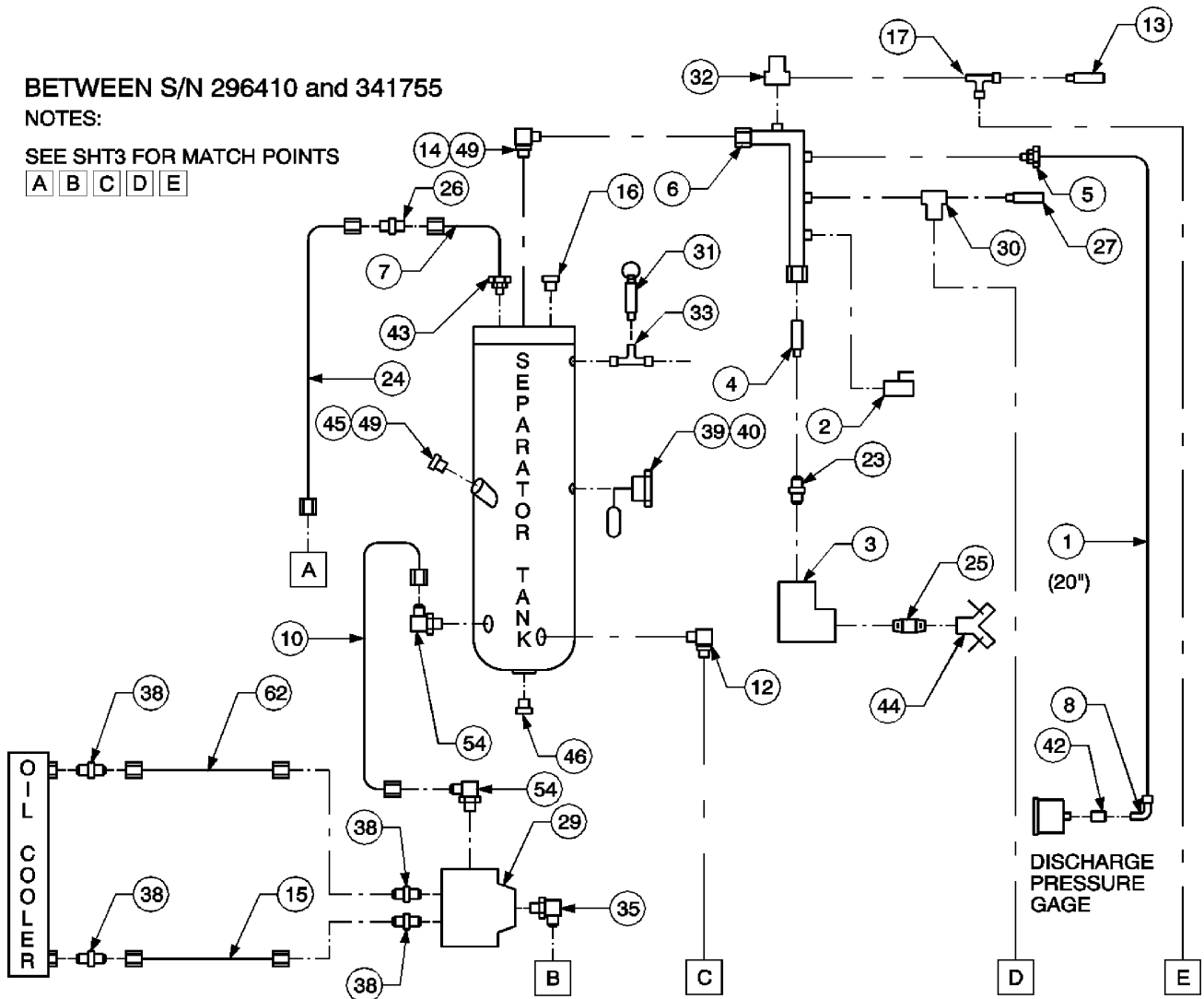
AIR & OIL PIPING BETWEEN S/N 296410 & 341755

BETWEEN S/N 296410 and 341755

NOTES:

SEE SHT3 FOR MATCH POINTS

A B C D E



22546998_34_06/04_C

ITEM	COMM. NO.	DESCRIPTION	QTY	DIMENSIONS/NOTES
1	35356484	TUBING		
2	35324839	VALVE, BALL		
3	95953378	ELBOW, 90° X 1-1/4 NPT		
4	35607993	NOZZLE, .286 ORIFICE SONIC	P100	Prior to SN 305271
	36921690	NOZZLE, .286 ORIFICE SONIC	P100	Begin with SN 305271
	35608009	NOZZLE, .319 ORIFICE SONIC	P130	Prior to SN 305271
	36923910	NOZZLE, .319 ORIFICE SONIC	P130	Begin with SN 305271
	35608017	NOZZLE, .361 ORIFICE SONIC	P160, P185 Rerate	
	35608025	NOZZLE, .378 ORIFICE SONIC	P175	
	36865129	NOZZLE, .394 ORIFICE SONIC	P185, XP185	
5	36921377	NOZZLE, .394 ORIFICE SONIC	P185, XP185	Prior to SN 305271
	35369347	CONNECTOR, STREET		Begin with SN 305271

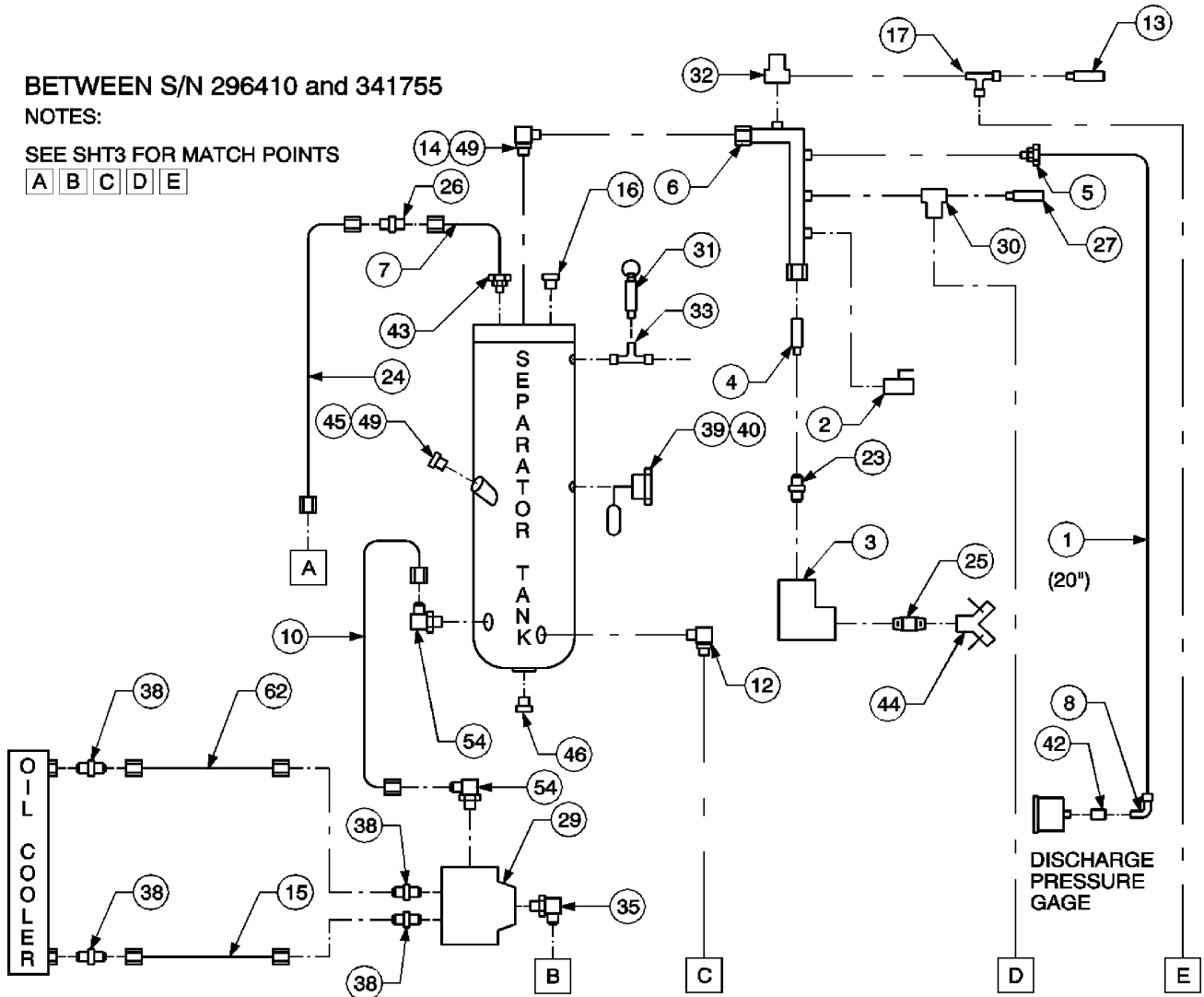
AIR & OIL PIPING BETWEEN S/N 296410 & 341755

BETWEEN S/N 296410 and 341755

NOTES:

SEE SHT3 FOR MATCH POINTS

A B C D E



22546998_34_06/04_C

ITEM	COMM. NO.	DESCRIPTION	QTY	DIMENSIONS/NOTES
6	36880672	TUBE, SERVICE		
7	36781227	TUBE, SCAVENGE		
8	35370386	ELBOW, 90° 1/4 NPT X 3/8 TUBE		
10	35287721	HOSE ASSEMBLY		
12	95431292	ELBOW, 90° 1.88-12		
13	36766756	MUFFLER, 0.140 ORIFICE		
14	35279777	ELBOW, 90° 1.62-12		
15	36880763	TUBE, COOLER		
16	95928230	PLUG		
17	35114545	TEE, STREET 1/4 NPT		
23	95219770	ADAPTER, 1.25 NPT		
24	35315407	HOSE ASSEMBLY		

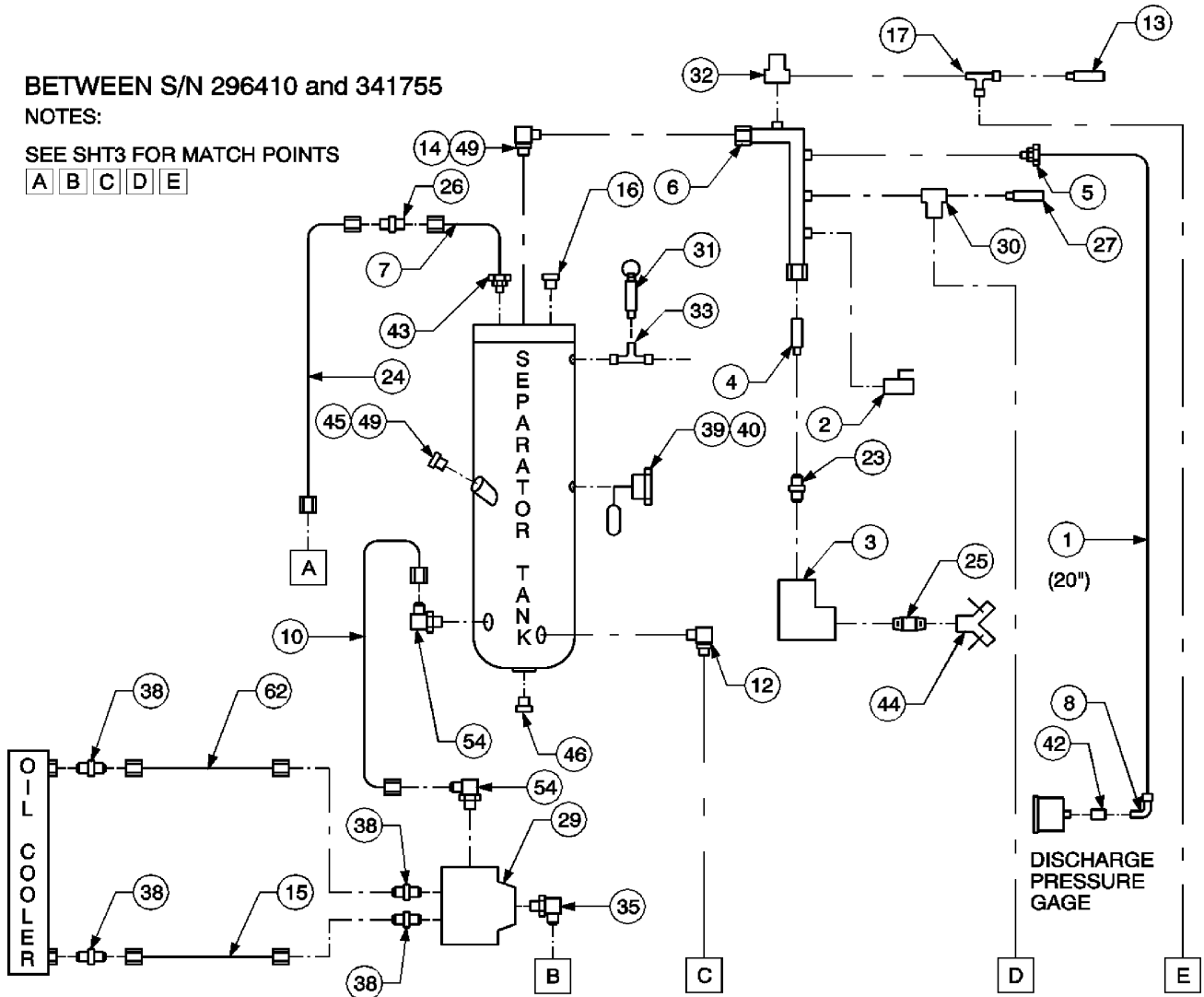
AIR & OIL PIPING BETWEEN S/N 296410 & 341755

BETWEEN S/N 296410 and 341755

NOTES:

SEE SHT3 FOR MATCH POINTS

A B C D E



22546998_34_06/04_C

ITEM	COMM. NO.	DESCRIPTION	QTY	DIMENSIONS/NOTES
25	95916268	NIPPLE		
26	36840437	ORIFICE / CHECK VALVE		
27	36766772	MUFFLER, 0.062 ORIFICE		
29	36884179	VALVE, BYPASS		Prior to SN 335978
	54411665	VALVE, BYPASS		Begin with SN 335978
30	35322379	VALVE, BLOWDOWN		Repair Kit 35379064
31	35325166	VALVE, SAFETY		
	35375971	VALVE, SAFETY XP185		
32	36854149	VALVE, PRESSURE REGULATOR		Repair Kit 35387919
33	95944708	TEE, STREET		
35	35294750	ELBOW, 90° 1.06-12		
38	35295880	CONNECTOR, STRAIGHT		

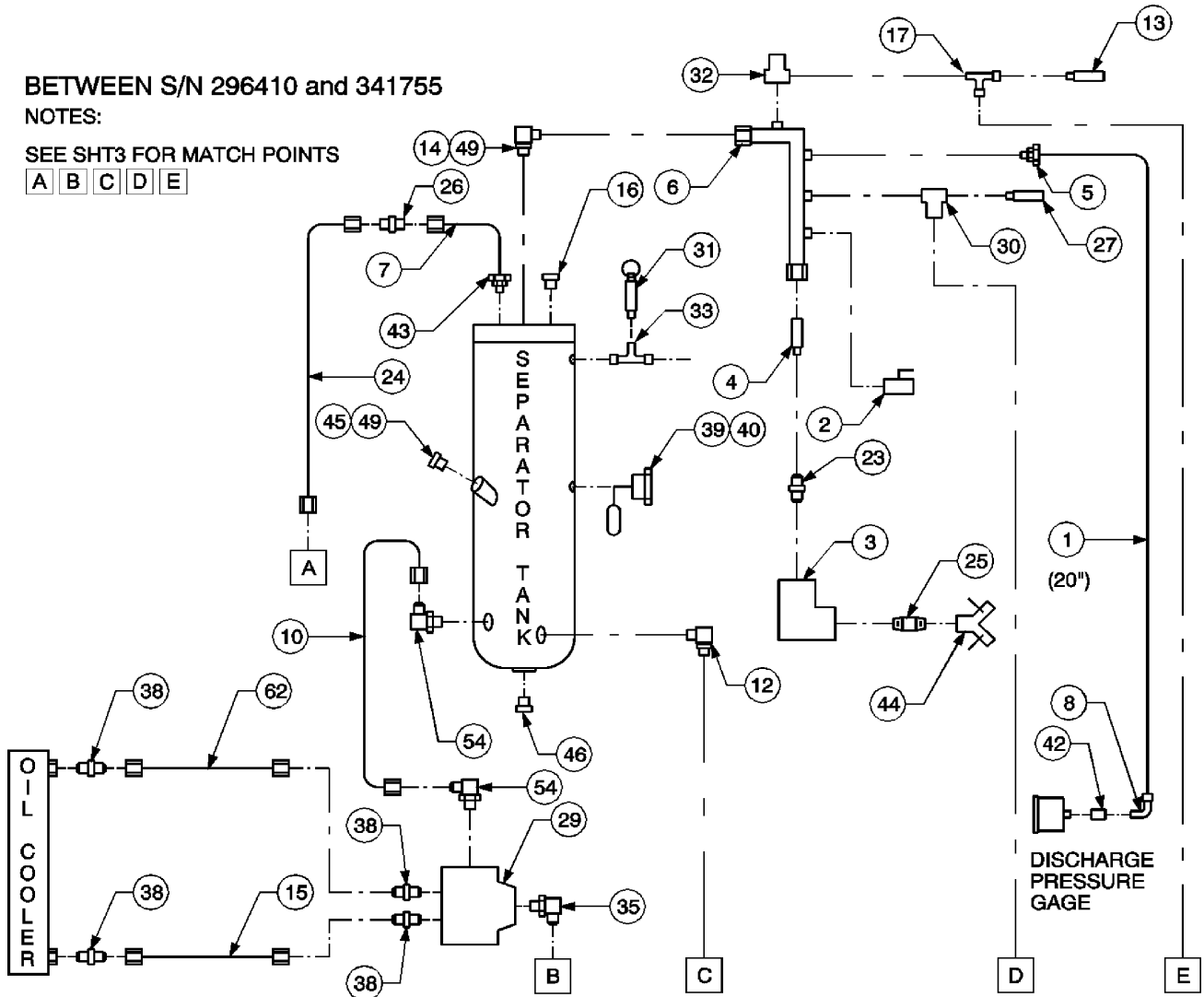
AIR & OIL PIPING BETWEEN S/N 296410 & 341755

BETWEEN S/N 296410 and 341755

NOTES:

SEE SHT3 FOR MATCH POINTS

A B C D E



22546998_34_06/04_C

ITEM	COMM. NO.	DESCRIPTION	QTY	DIMENSIONS/NOTES
39	3691083	INDICATOR, OIL LEVEL		
40	36891489	POINTER ASSEMBLY		
42	95930319	COUPLING		
43	35329309	FITTING, LENZ		
44	36881076	VALVE, WYE		
45	35579630	PLUG		
46	95664934	PLUG		
49	35279942	O-RING		
54	35294727	ELBOW, 45°		
62	36880763	TUBE ASSEMBLY		
	36920353	TUBE ASSEMBLY P185 - XP185		

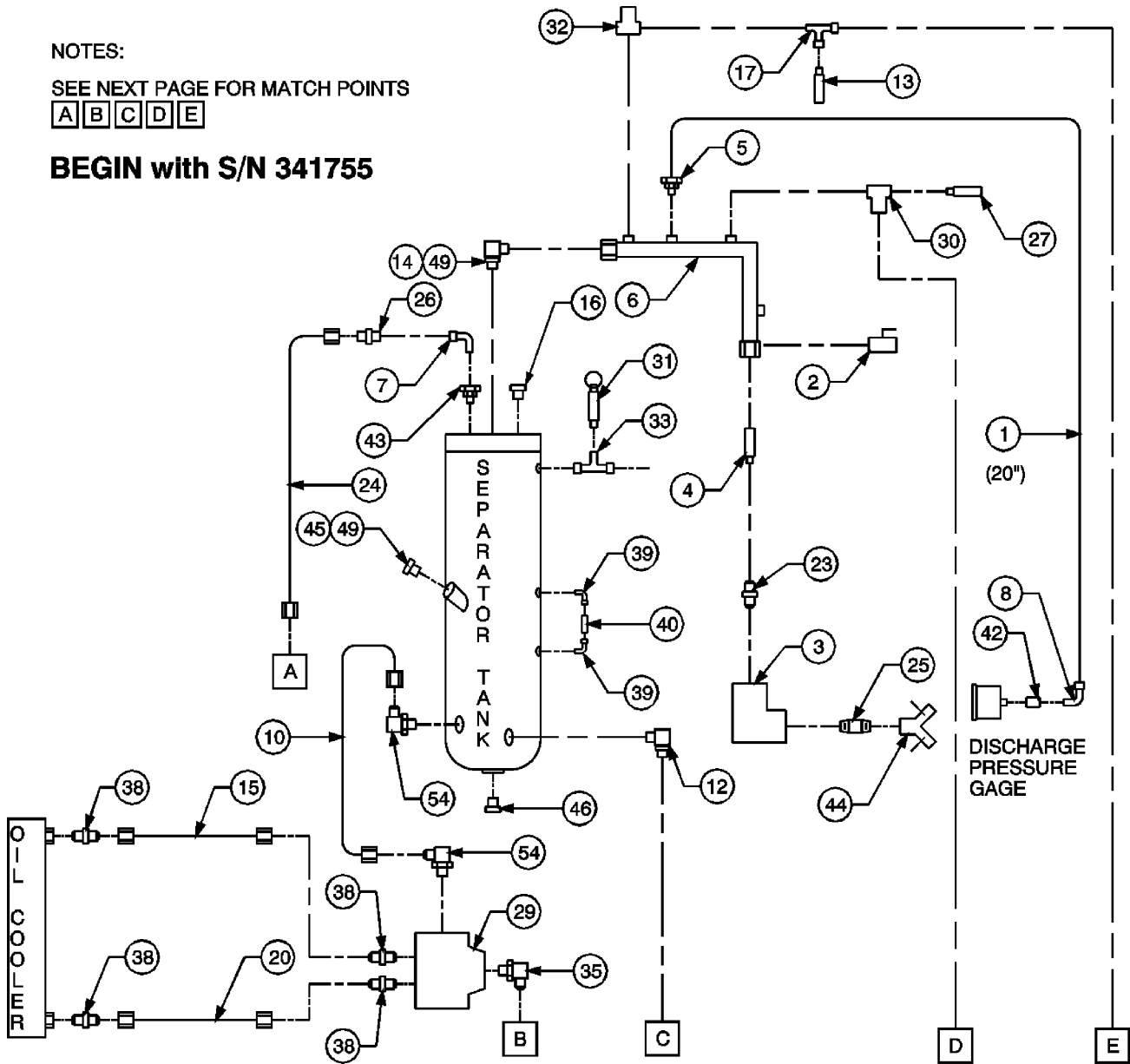
AIR & OIL PIPING BEGIN WITH S/N 341755

NOTES:

SEE NEXT PAGE FOR MATCH POINTS

A B C D E

BEGIN with S/N 341755



22546998_35_06/04_J

ITEM	COMM. NO.	DESCRIPTION	QTY	DIMENSIONS/NOTES
1	35356484	TUBING		
2	35324839	VALVE, BALL		
3	95953378	ELBOW, 90° X 1-1/4 NPT		
4	36921690	NOZZLE, .286 ORIFICE SONIC		P105
	36923910	NOZZLE, .319 ORIFICE SONIC		P125 - P130
	54507892	NOZZLE, .361 ORIFICE SONIC		P160, P185 Rerate
	35608025	NOZZLE, .378 ORIFICE SONIC		P175
	36921377	NOZZLE, .395 ORIFICE SONIC		P185, XP185
	5	35369347	CONNECTOR, STREET	
6	22234884	TUBE, SERVICE		
7	95944666	ELBOW, STREET 1/4 NPT		

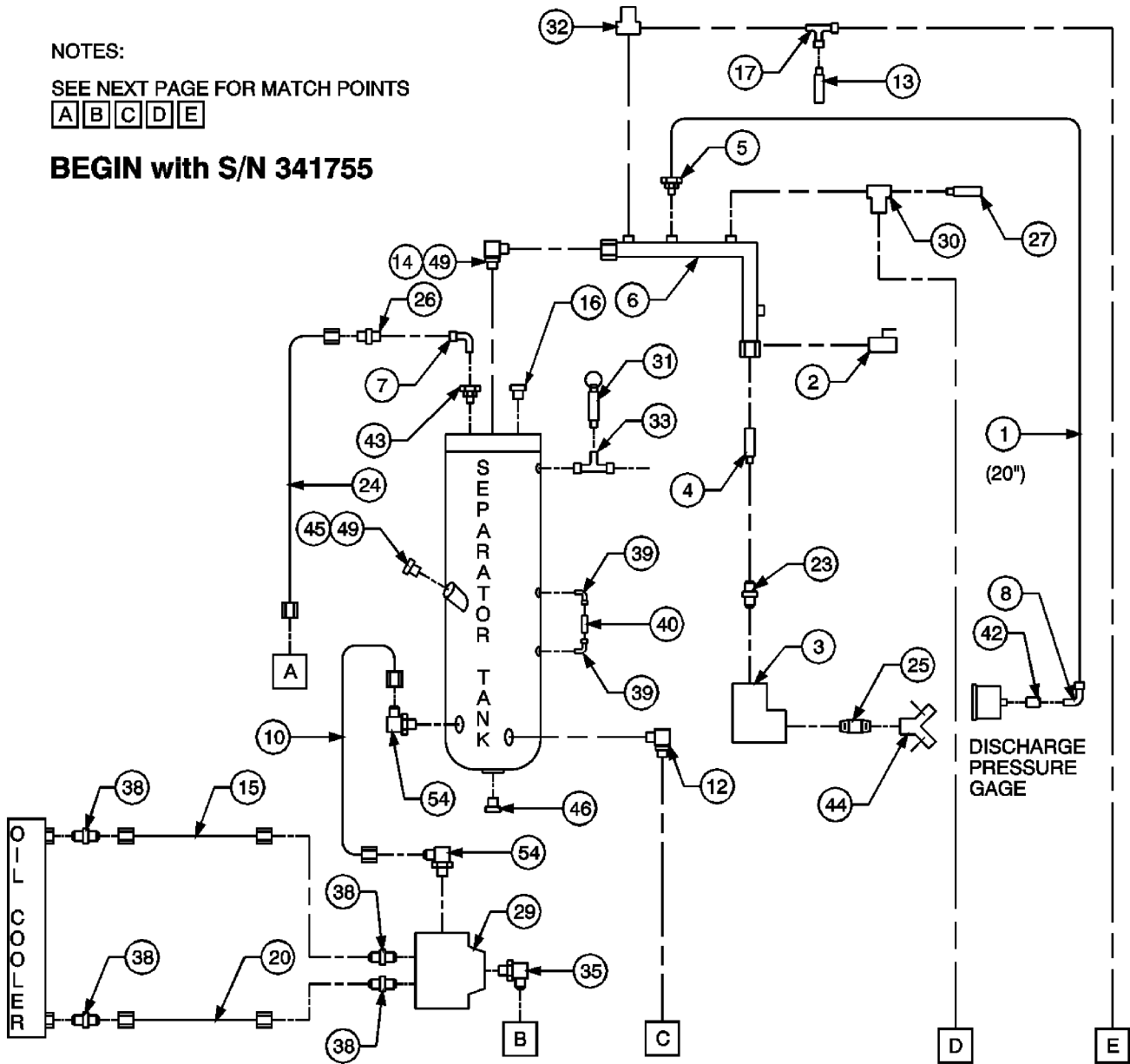
AIR & OIL PIPING BEGIN WITH S/N 341755

NOTES:

SEE NEXT PAGE FOR MATCH POINTS

A B C D E

BEGIN with S/N 341755



22546998_35_06/04_J

ITEM	COMM. NO.	DESCRIPTION	QTY	DIMENSIONS/NOTES
8	35370386	ELBOW, 90° X 1/8 NPT X 3/8 TUBE		
10	35287721	HOSE ASM.		
12	35374867	ELBOW, 90° X 1 7/8-12		
13	36766756	MUFFLER, ORIFICE 0.140		
14	35279777	ELBOW, 90° X 1-5/8-12		
15	22181150	TUBE ASM., BOTTOM COOLER		
16	95928230	PLUG, 1/4 NPT		
17	35114545	TEE, STREET 1/4 NPT		
20	22181143	TUBE ASM., TOP COOLER		
23	95219770	CONNECTOR, STREET 1-1/4-12		
24	35228212	HOSE ASM.		

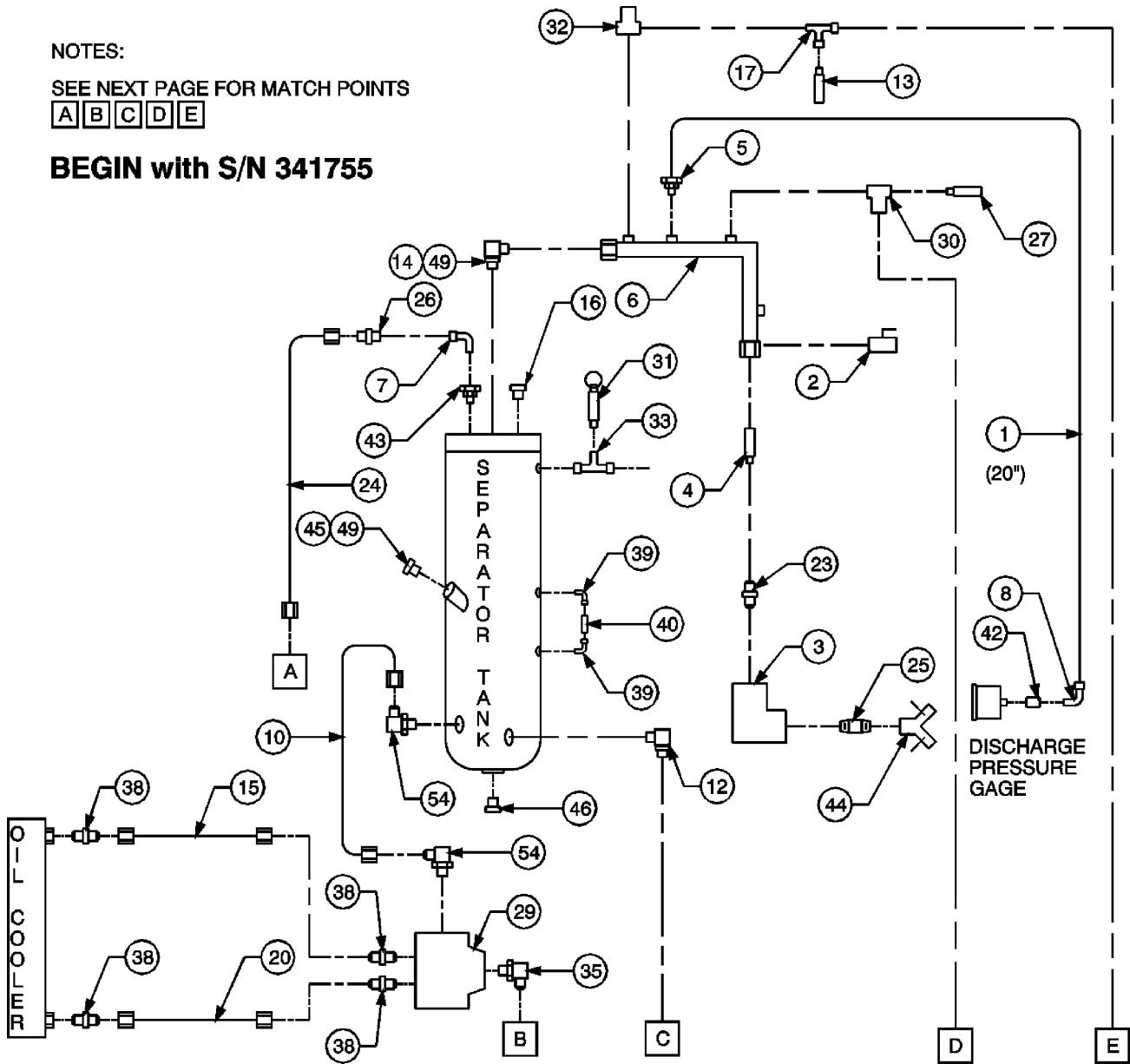
AIR & OIL PIPING BEGIN WITH S/N 341755

NOTES:

SEE NEXT PAGE FOR MATCH POINTS

A B C D E

BEGIN with S/N 341755



22546998_35_06/04_J

ITEM	COMM. NO.	DESCRIPTION	QTY	DIMENSIONS/NOTES
25	95944542	NIPPLE, 1.25 X 7"		
26	36840437	VALVE, ORIFICE / CHECK		
27	36766772	MUFFLER, .062 ORIFICE		
29	54411665	VALVE, BYPASS		
30	35322379	VALVE, BLOWDOWN		Repair Kit 35379064
31	35325166	VALVE, SAFETY		P105 - P185
	36920254	VALVE, SAFETY 200 PSI		XP185
32	36854149	VALVE, PRESSURE REGULATOR		Repair Kit 35387919
33	95944708	TEE, STREET		
35	35294750	ELBOW, 90° X 1-1/16-12		

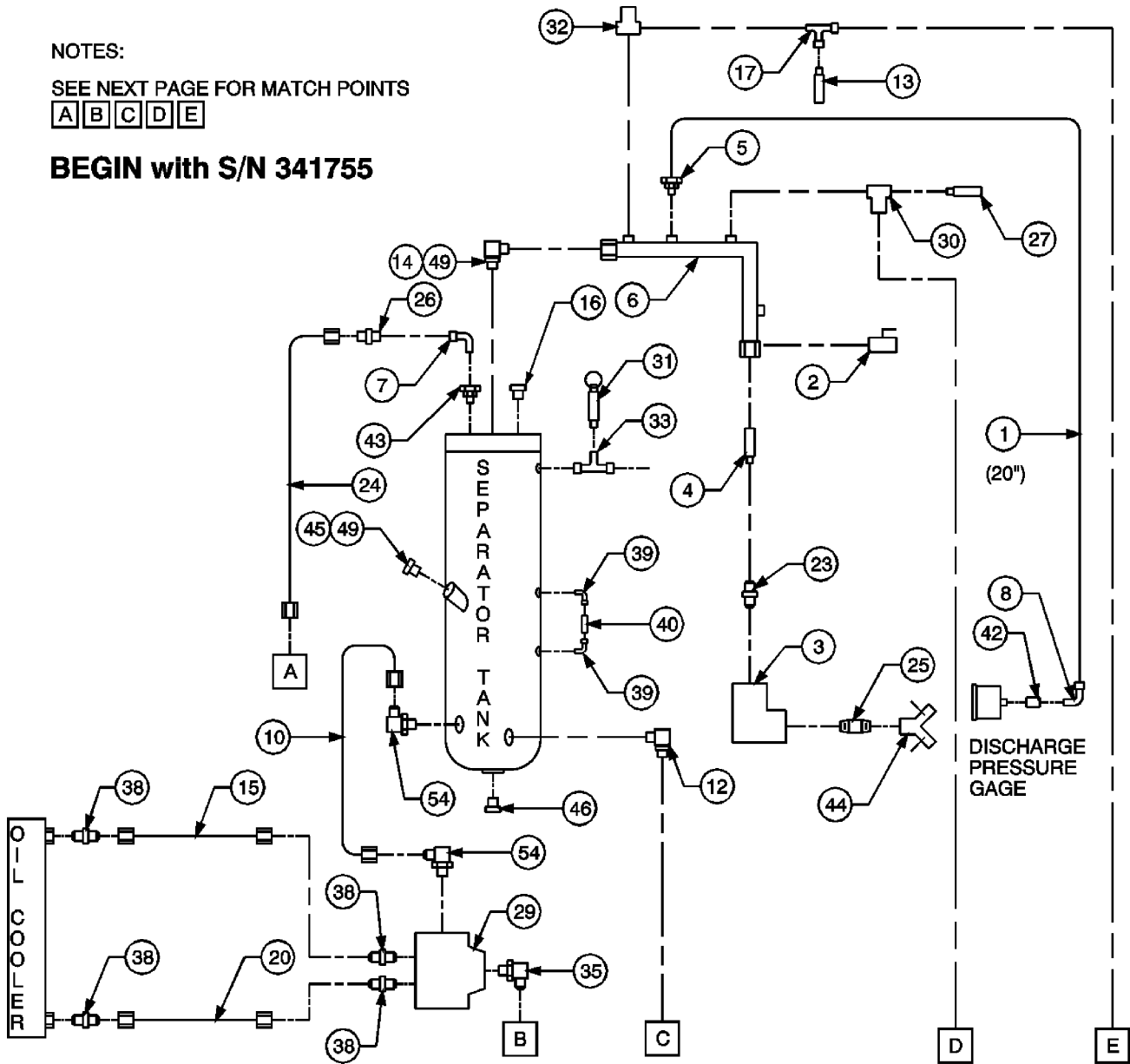
AIR & OIL PIPING BEGIN WITH S/N 341755

NOTES:

SEE NEXT PAGE FOR MATCH POINTS

A B C D E

BEGIN with S/N 341755



22546998_35_06/04_J

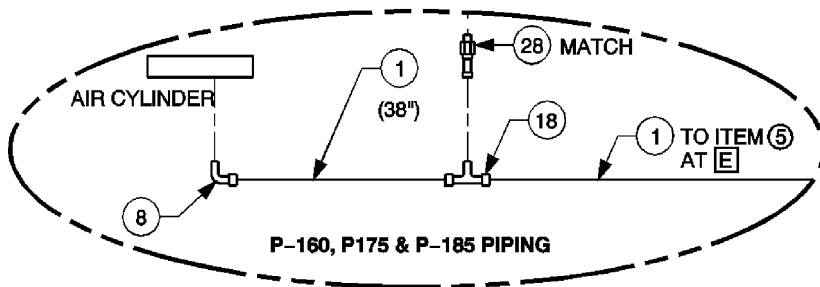
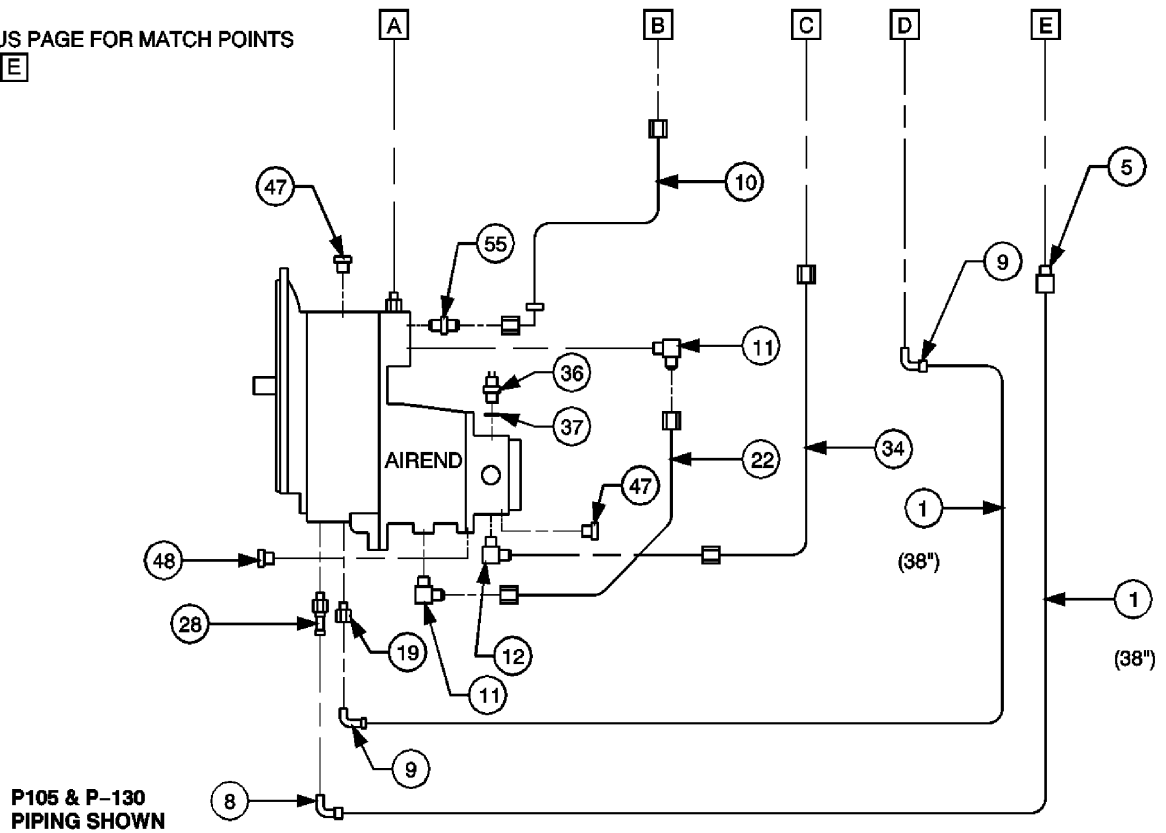
ITEM	COMM. NO.	DESCRIPTION	QTY	DIMENSIONS/NOTES
38	35295880	CONNECTOR, STRAIGHT		
39	54727799	ELBOW, SIGHT TUBE		
40	22248454	TUBE, SIGHT		
42	95930319	COUPLING, 1/8 NPT		
43	22186381	ADAPTER, OIL SCAVANGE		
44	36881076	VALVE, WYE		
45	35579630	PLUG, VENTED 1.62		
46	35664934	PLUG		
49	35279942	O-RING		
54	35294727	ELBOW, 45° X 1 1/16-12 X -12JIC		

AIR & OIL PIPING

NOTES:

SEE PREVIOUS PAGE FOR MATCH POINTS

A B C D E



22546998_36_06/04_C

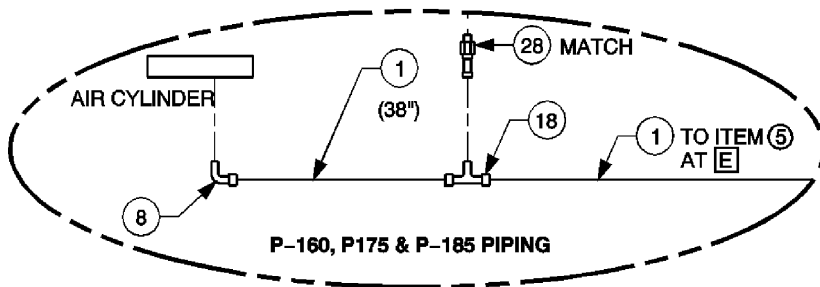
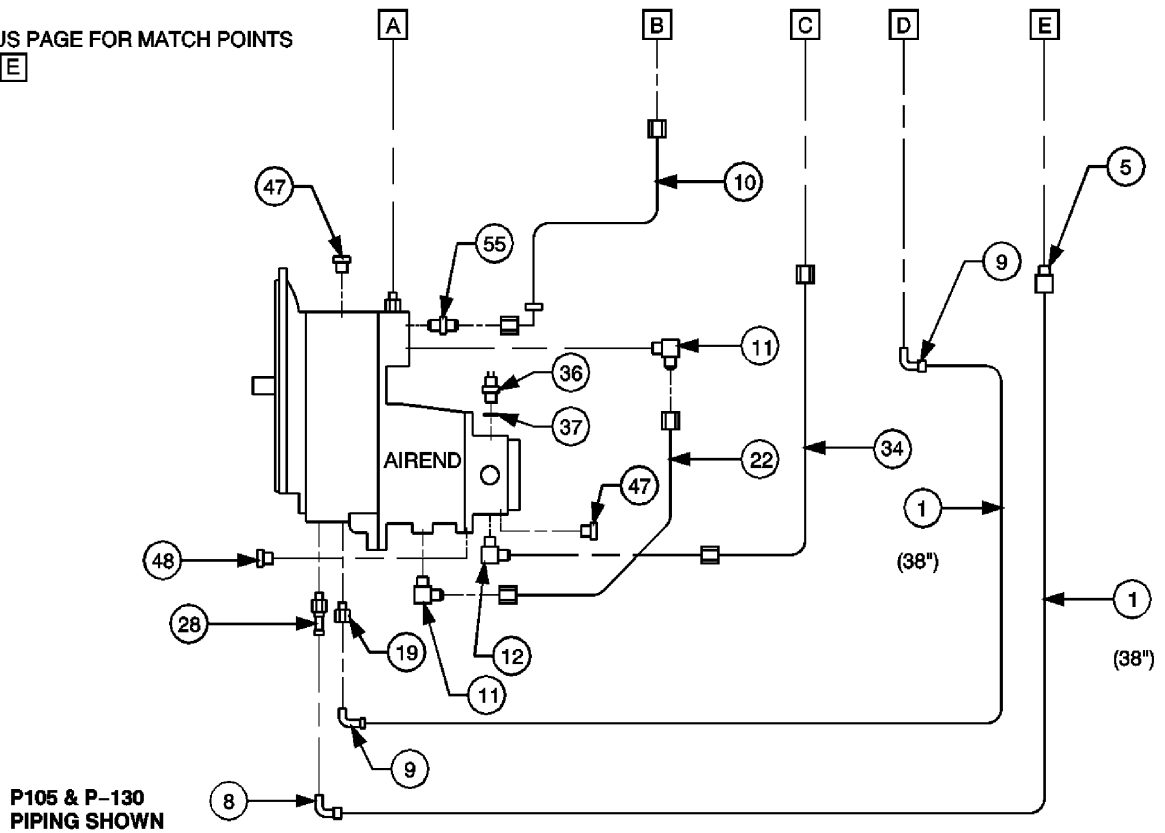
ITEM	COMM. NO.	DESCRIPTION	QTY	DIMENSIONS/NOTES
1	35356484	TUBING		
5	35369347	CONNECTOR, STREET		
8	35370386	ELBOW, 90° X 1/8 NPT X 3/8 TUBE		
9	35369354	ELBOW, 90° X 1/4 NPT X 3/8 TUBE		
10	35287721	HOSE ASM.		
11	35286491	ELBOW, 90° X 7/8-14		
12	35374867	ELBOW, 90° X 1-7/8-12		
18	35369396	TEE, 1/8 NPT		
19	35302314	ADAPTER		

AIR & OIL PIPING

NOTES:

SEE PREVIOUS PAGE FOR MATCH POINTS

A B C D E



22546998_36_06/04_C

ITEM	COMM. NO.	DESCRIPTION	QTY	DIMENSIONS/NOTES
22	36764553	TUBE ASM.		Prior to S/N 374359 Begin w/ S/N 374359 Begin w/ S/N 374359
28	36886992	VALVE, CHECK .078		
34	36886752	HOSE ASM., DISCHARGE		
36	35596436	SWITCH, SHUT DOWN		
	22823199	SWITCH, SHUT DOWN		
	22828016	ADAPTER, SWITCH HARNESS		
37	39404165	O-RING		
47	35287556	PLUG, HEX 5/8-18		
48	35289057	PLUG, HEX 7/16-20		
55	36885093	ELBOW, LONG 90°		

AIR & OIL PIPING OPTIONS

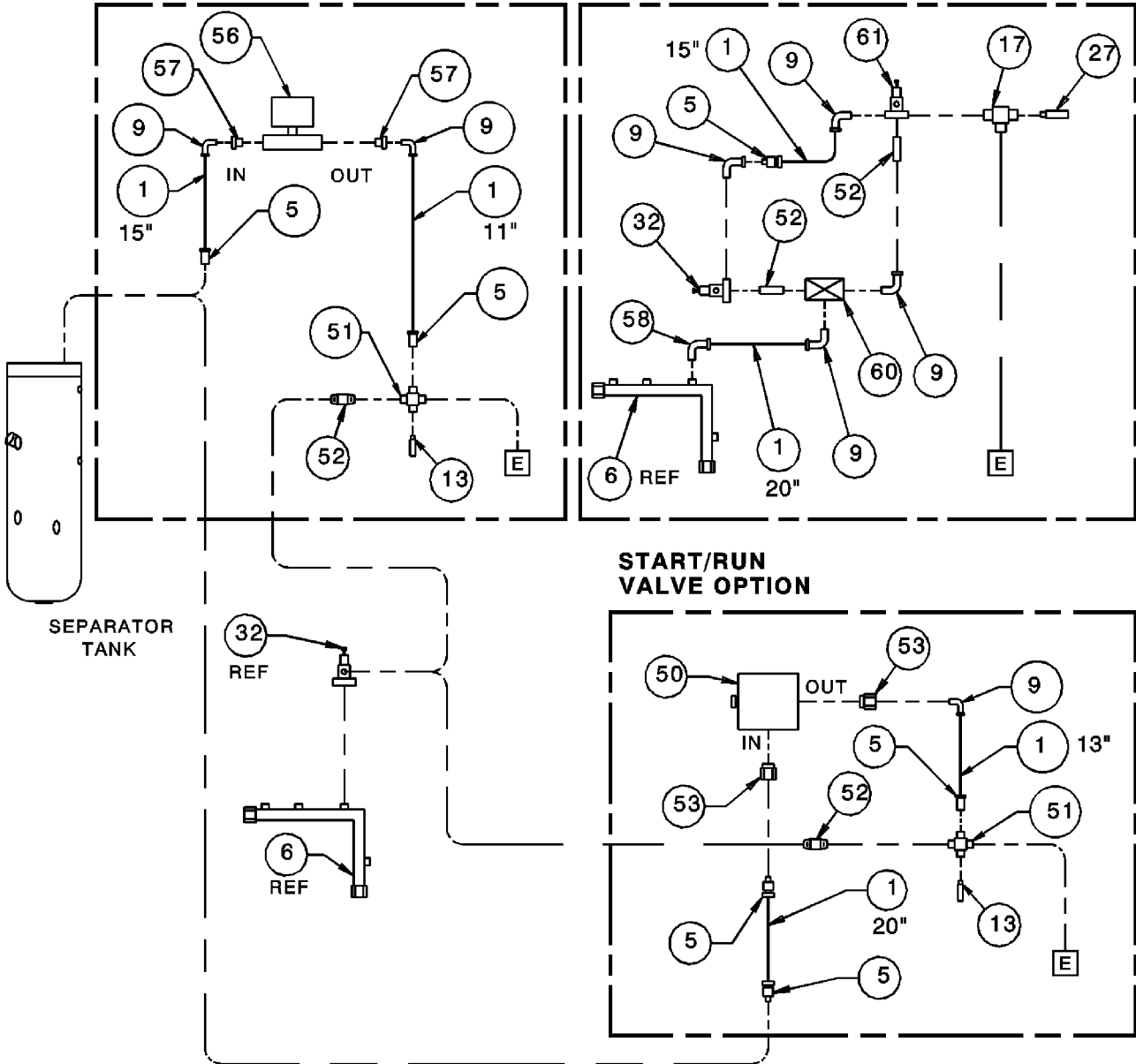
NOTES:

SEE PREVIOUS PAGE FOR MATCH POINTS

E

ELECTRIC START / RUN VALVE OPTION

DUEL REGULATION OPTION XP185WJD



22546998_37_06/04_A

ITEM	COMM. NO.	DESCRIPTION	QTY	DIMENSIONS/NOTES
1	35356484	TUBING		See Lengths Above
5	35369347	CONNECTOR, STREET		
6	22234884	TUBE, SERVICE		
9	35369354	ELBOW, 90° X 1/4 NPT X 3/8 TUBE		
13	36766756	MUFFLER, 0.140 ORIFICE		
17	35114545	TEE, STREET 1/4 NPT		
27	36766772	MUFFLER, 0.062 ORIFICE		
32	36854149	VALVE, PRESSURE REGULATOR		Repair Kit 35387919

AIR & OIL PIPING OPTIONS

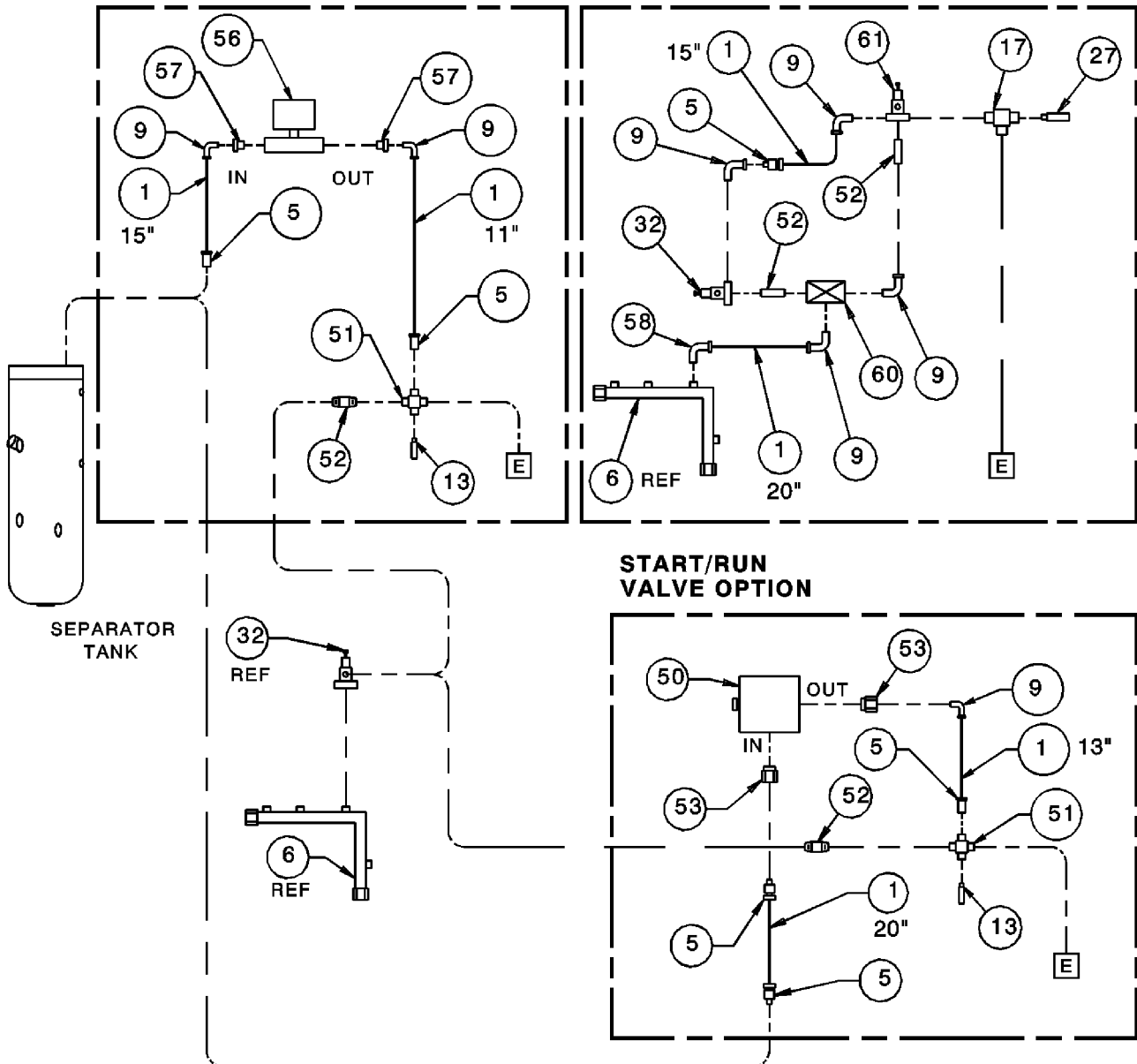
NOTES:

SEE PREVIOUS PAGE FOR MATCH POINTS

E

ELECTRIC START / RUN VALVE OPTION

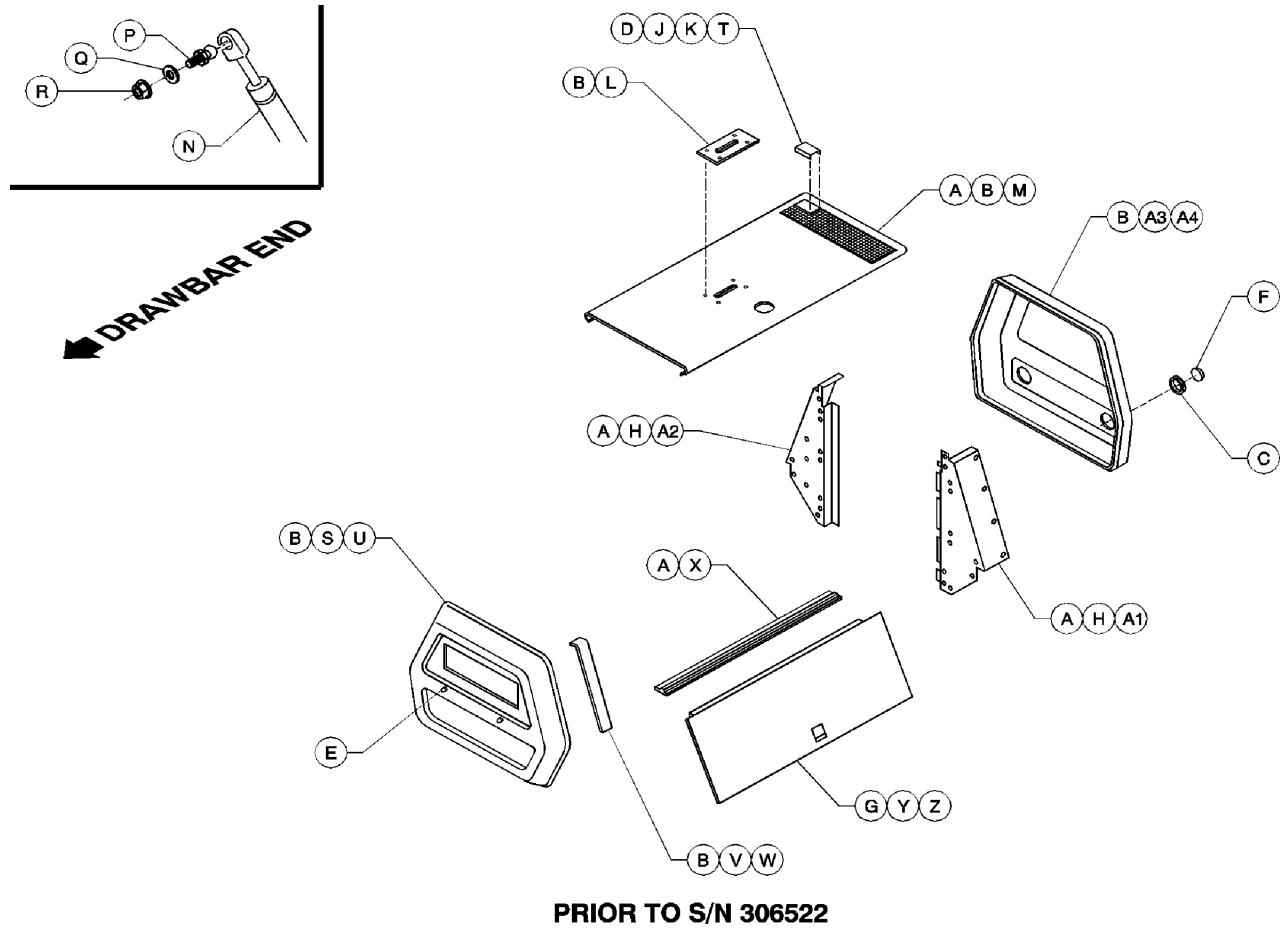
DUEL REGULATION OPTION XP185WJD



22546998_37_06/04_A

ITEM	COMM. NO.	DESCRIPTION	QTY	DIMENSIONS/NOTES
50	35294727	ELBOW, 45° X 1 1/16-12 X -12JIC		
51	95954293	CROSS, 1/4 NPT		
52	95667341	NIPPLE, 1/4 NPT X .88'		
53	35302314	ADAPTER, 9/16 X 1/4 NPT		
56	36843142	VALVE, SOLENOID 24V		
57	95940748	BUSHING, REDUCING 3/8 NPT X 1/4 NPT		
58	95954095	ELBOW, 90° X 1/4 NPT		
60	36864684	VALVE, 3-WAY		
61	35359090	VALVE, PRESSURE REGULATOR		

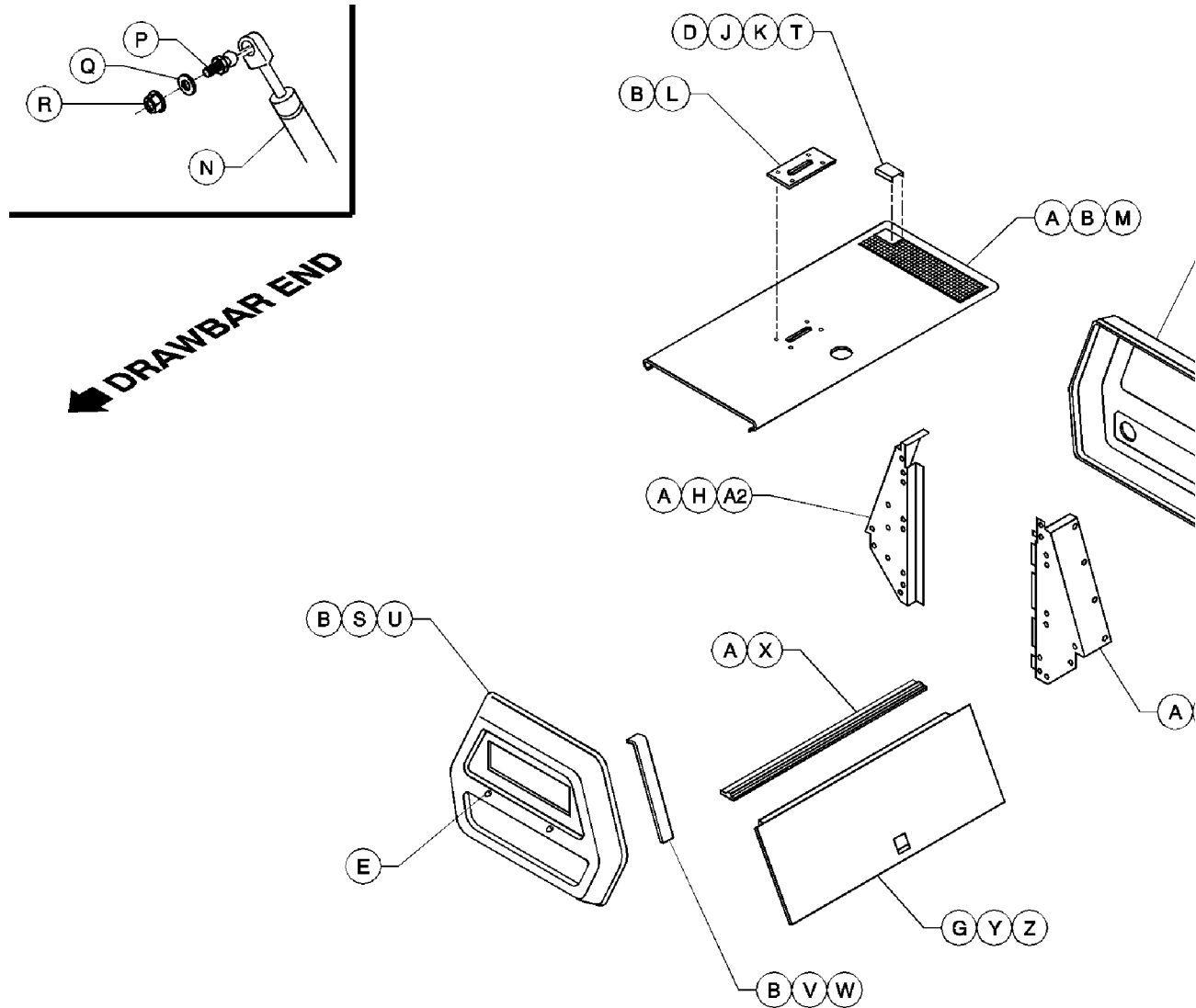
ENCLOSURE (UPPER) PRIOR TO SN 306522



22546998_42_06/04_A

ITEM	COMM. NO.	DESCRIPTION	QTY	DIMENSIONS/NOTES
A	92368687	SCREW, HEX TAPPING M06-1.0 X 14	50	
B	36797652	SCREW, HEX TAPPING M06-1.0 X 12	50	
C	36787968	GROMMET	2	
D	12A5D2Z1	WASHER, FLAT	2	
E	36853463	BUMPER, RUBBER	2	
F	36787349	REFLECTOR	2	
G	36794816	RIVET	8	
H	35300771	SCREW, HEX TAPPING M06-1.0 X 20	2	
J	121A2A14Z1	SCREW, SOC HD SHLDR 1/4-20 X .44 THD X .38 SHLDR	2	
K	16A4C1Z1	NUT, HEX 1/4-20	2	
L	36798965	COVER, LIFTING BAIL	1	
M	36799005	ROOF	1	P185
	36799021	ROOF	1	P130 - P175
N	35600287	SPRING, GAS	4	

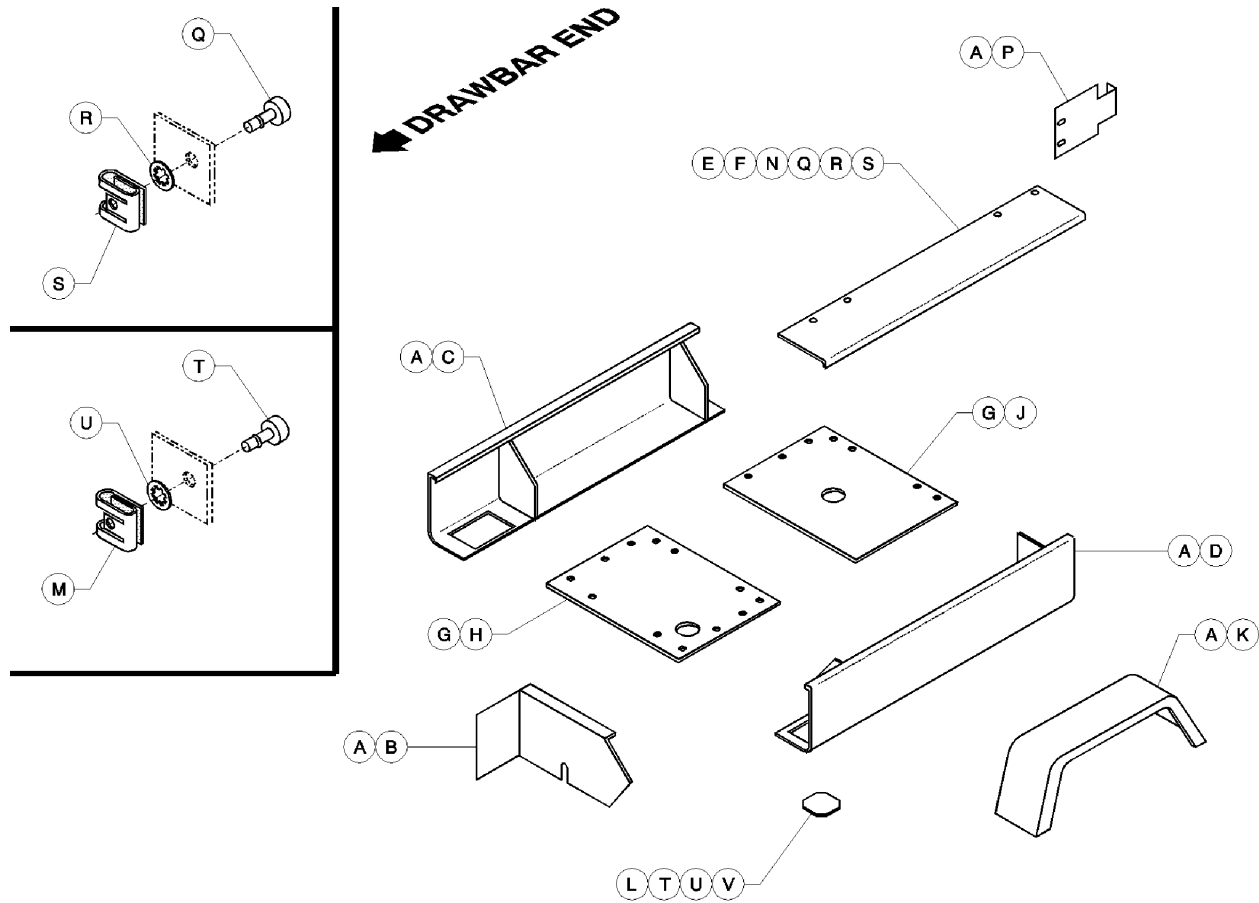
ENCLOSURE (UPPER) PRIOR TO SN 306522



22546998_42_06/04_A

ITEM	COMM. NO.	DESCRIPTION	QTY	DIMENSIONS/NOTES
P	35337328	STUD, BALL	8	
Q	12A5D3Z1	WASHER, FLAT	8	
R	16M4JC22M3	NUT, HEX M08-1.25	8	
S	36850147	COVER, FRONT END	1	
T	36788818	DOOR, OVERFLOW FILL	1	
U	35285543	PLUG, HOLE	2	
V	35821818	SUPPORT, LH SIDE	1	
W	35821826	SUPPORT, RH SIDE	1	
X	36708378	HINGE, SIDE DOOR	2	
Y	36796746	DOOR, SIDE	2	
Z	36793602	LATCH, SLAM	2	
A1	36778066	BAFFLE, LH COOLER	1	
A2	36778074	BAFFLE, RH COOLER	1	
A3	36788370	COVER, REAR END	1	
A4	36794774	GROMMET, LICENSE PLATE	2	

ENCLOSURE (LOWER) PRIOR TO SN 306522

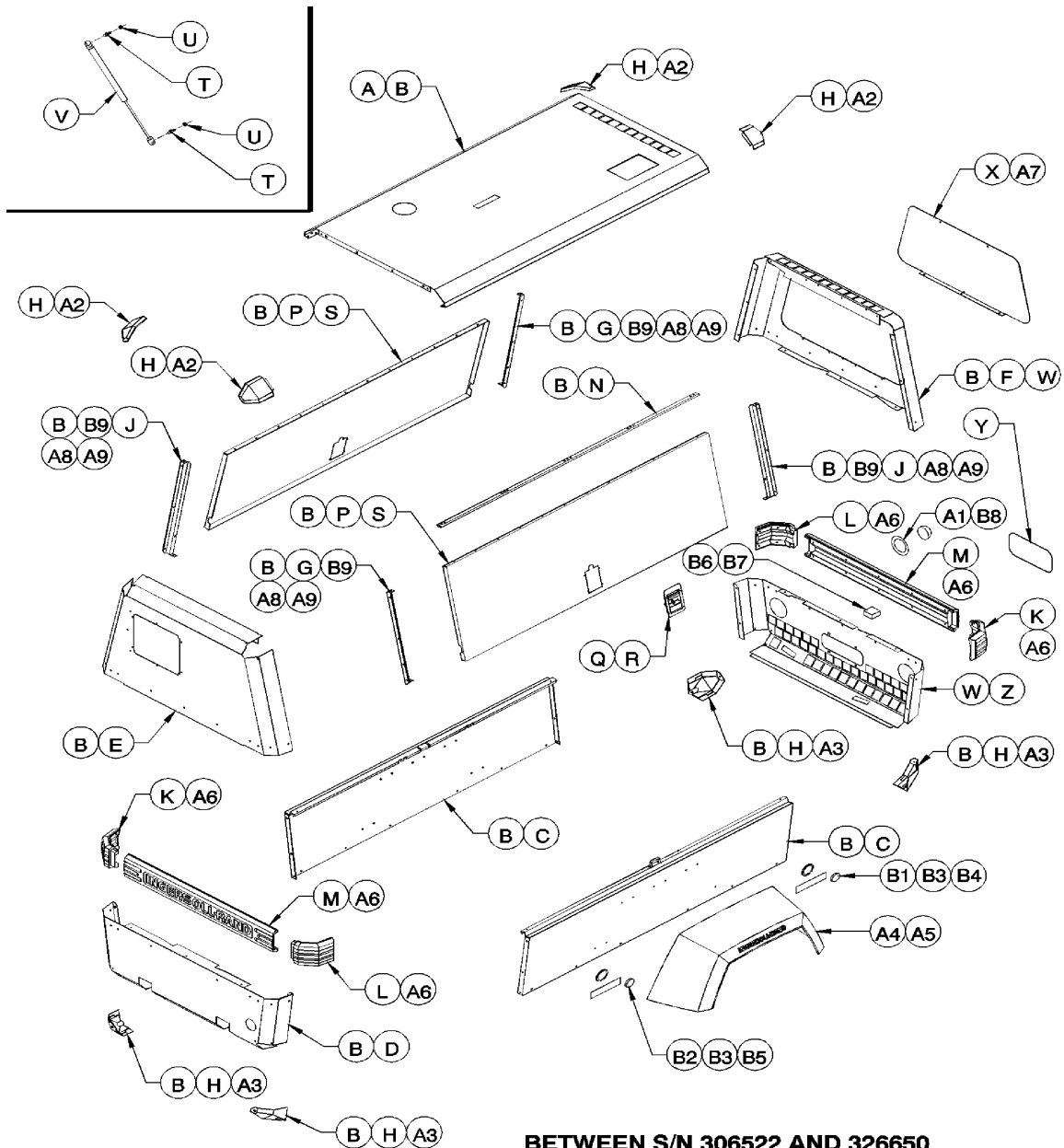


PRIOR TO S/N 306522

22546998_43_06/04_A

ITEM	COMM. NO.	DESCRIPTION	QTY	DIMENSIONS/NOTES
A	92368687	SCREW, HEX TAPPING M06-1.0 X 14	43	
B	36798874	BAFFLE, INTAKE	1	
C	36796753	ENCLOSURE, RH LOWER	1	
D	36797579	ENCLOSURE, LH LOWER	1	
E	36786861	SPACER	2	
F	36788768	STUD, M06 X 15 RING	2	
G	36797652	SCREW, HEX TAPPING M06-1.0 X 12	20	
H	36782001	PAN, BAFFLE BELLY	1	
J	36781995	PAN, ENGINE BELLY	1	
K	36774917	FENDER	2	
L	35279413	COVER, LIFTING BAIL	1	
M	35256452	RECEPTACLE, CLIP ON	4	
N	36790558	GUARD, TOOLBOX	1	
P	36790566	COVER, TOOLBOX	1	
Q	35279025	SCREW, HEX TAPPING M08-1.25 X 20	2	
R	36783496	RETAINER	2	
S	36783504	RECEPTACLE	2	
T	35256429	STUD, SHORT	4	
U	35256445	RETAINER	4	

ENCLOSURE BETWEEN SN 306522 and 326650

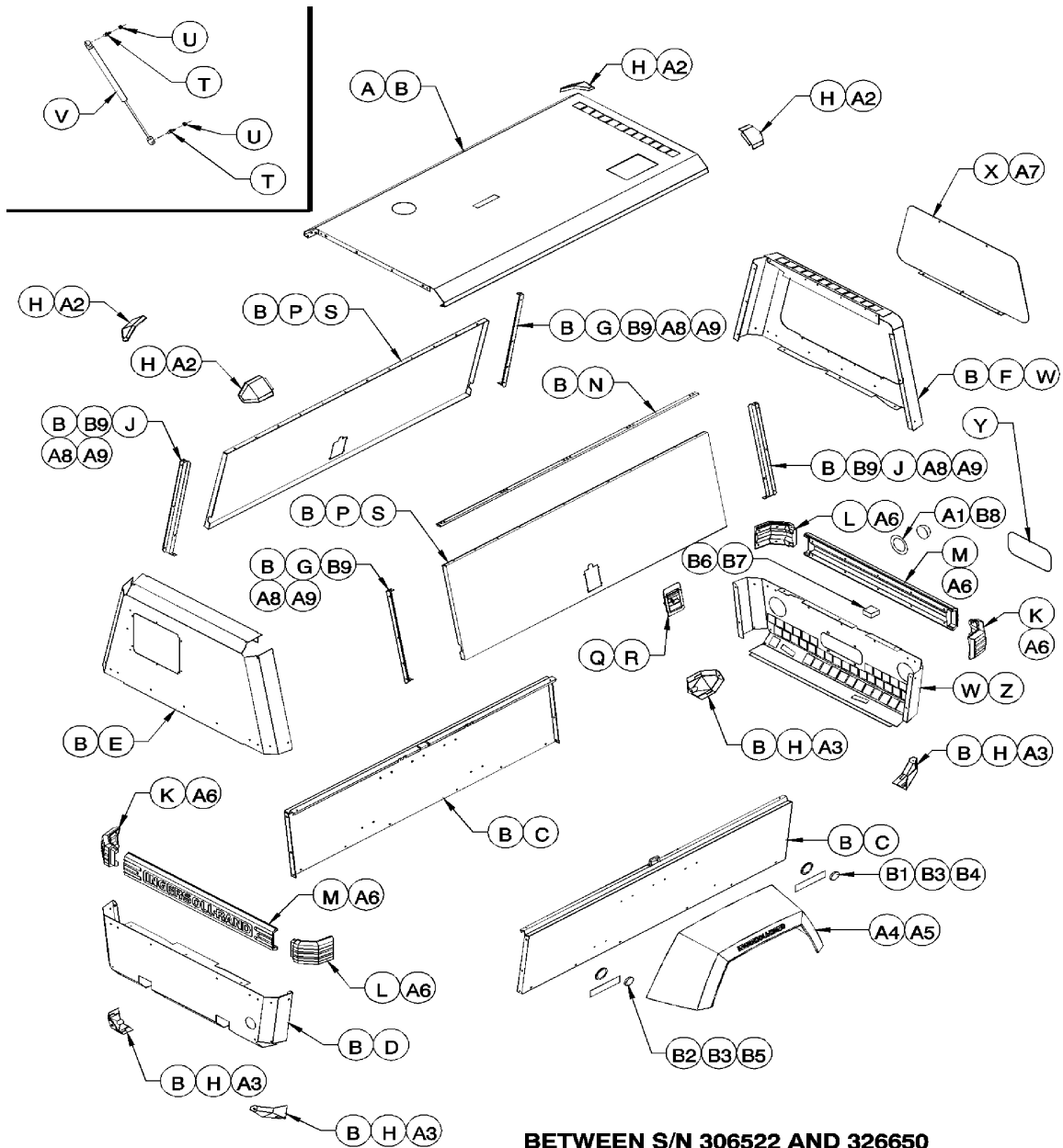


BETWEEN S/N 306522 AND 326650

22546998_44_06/04_E

ITEM	COMM. NO.	DESCRIPTION	QTY	DIMENSIONS/NOTES
A	36889467	ROOF, 3 CYLINDER	1	
	36889574	ROOF, 4 CYLINDER	1	
B	36797652	SCREW, HEX TAPPING M06-1.0 X 12	68	
C	36894194	PANEL, SIDE	2	
D	36889517	CAP, FRONT BOTTOM END	1	
E	36881779	CAP, FRONT TOP END	1	
F	36881795	CAP, REAR TOP END	1	
G	36889590	STIFFNER, CURB SIDE	2	
H	36877587	RIVET, 3/16 ALUMINUM	20	
J	36889566	STIFFNER, STREET SIDE	2	
K	36880953	BUMPER, END FR CURB / RR ST	2	

ENCLOSURE BETWEEN SN 306522 and 326650

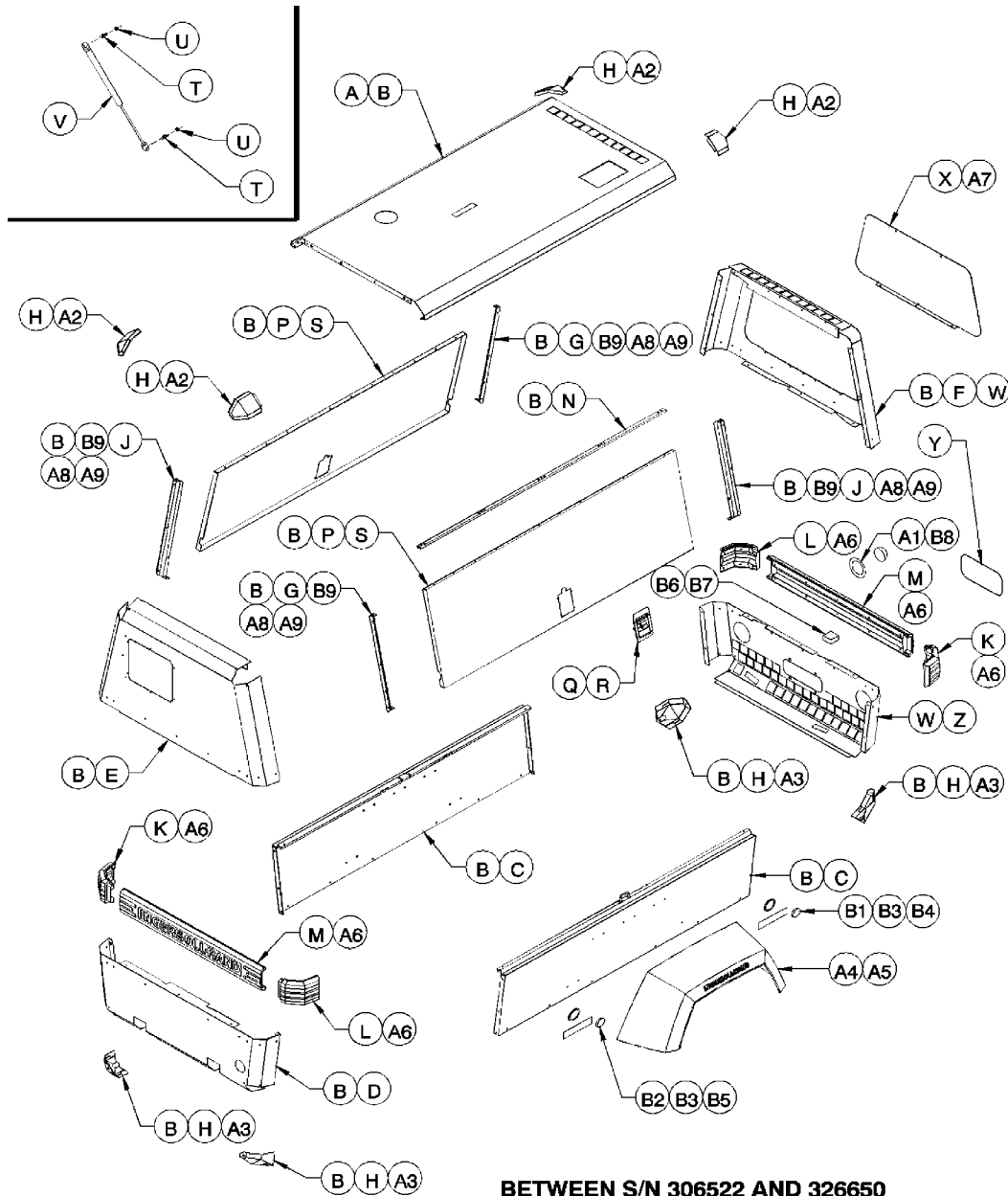


BETWEEN S/N 306522 AND 326650

22546998_44_06/04_E

ITEM	COMM. NO.	DESCRIPTION	QTY	DIMENSIONS/NOTES
L	36880961	BUMPER, END FR ST / RR CURB	2	
M	36880979	BUMPER, CENTER	2	
N	36883437	HINGE, DOOR	2	
P	36889509	DOOR	2	
Q	36793602	LATCH, SLAM	2	
R	36794816	RIVET, 3/16 X 1/8	8	
S	36865293	BUMPER, RUBBER	4	
T	35337328	STUD, BALL	8	
U	36881886	NUT, HEX M08-1.25	8	
V	35600287	SPRING, GAS	4	
W	36794774	GROMMET, LICENSE PLATE	12	

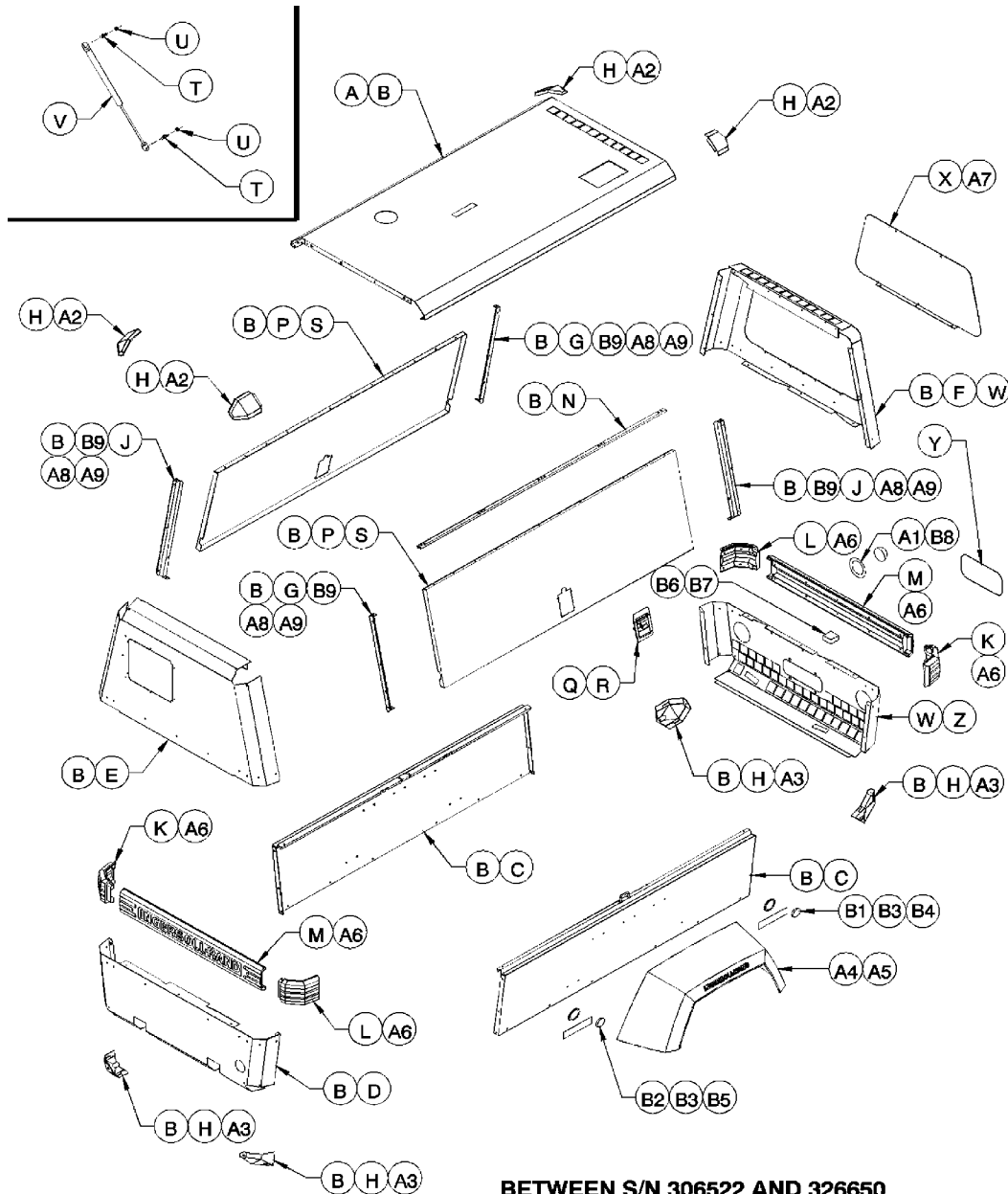
ENCLOSURE BETWEEN SN 306522 and 326650



BETWEEN S/N 306522 AND 326650
22546998_44_06/04_E

ITEM	COMM. NO.	DESCRIPTION	QTY	DIMENSIONS/NOTES
X	36883445	COVER, TOP COOLER ACCESS	1	
Y	36883452	COVER, BOTTOM COOLER ACCESS	1	
Z	36894202	CAP, REAR BOTTOM END	1	
A1	36787968	GROMMET	2	
A2	36881662	CAP, TOP CORNER	4	
A3	36881670	CAP, BOTTOM CORNER	4	
A4	36877579	FENDER	2	
A5	92368687	SCREW, HEX TAPPING M06-1.0 X 14	10	
A6	36884419	RIVET, ALUMINUM BULB	22	
A7	36885085	SCREW, HEX TAPPING 1/4-10 X 3/4	12	
A8	35279025	SCREW, HEX TAPPING M08-1.25 X 20	4	

ENCLOSURE BETWEEN SN 306522 and 326650

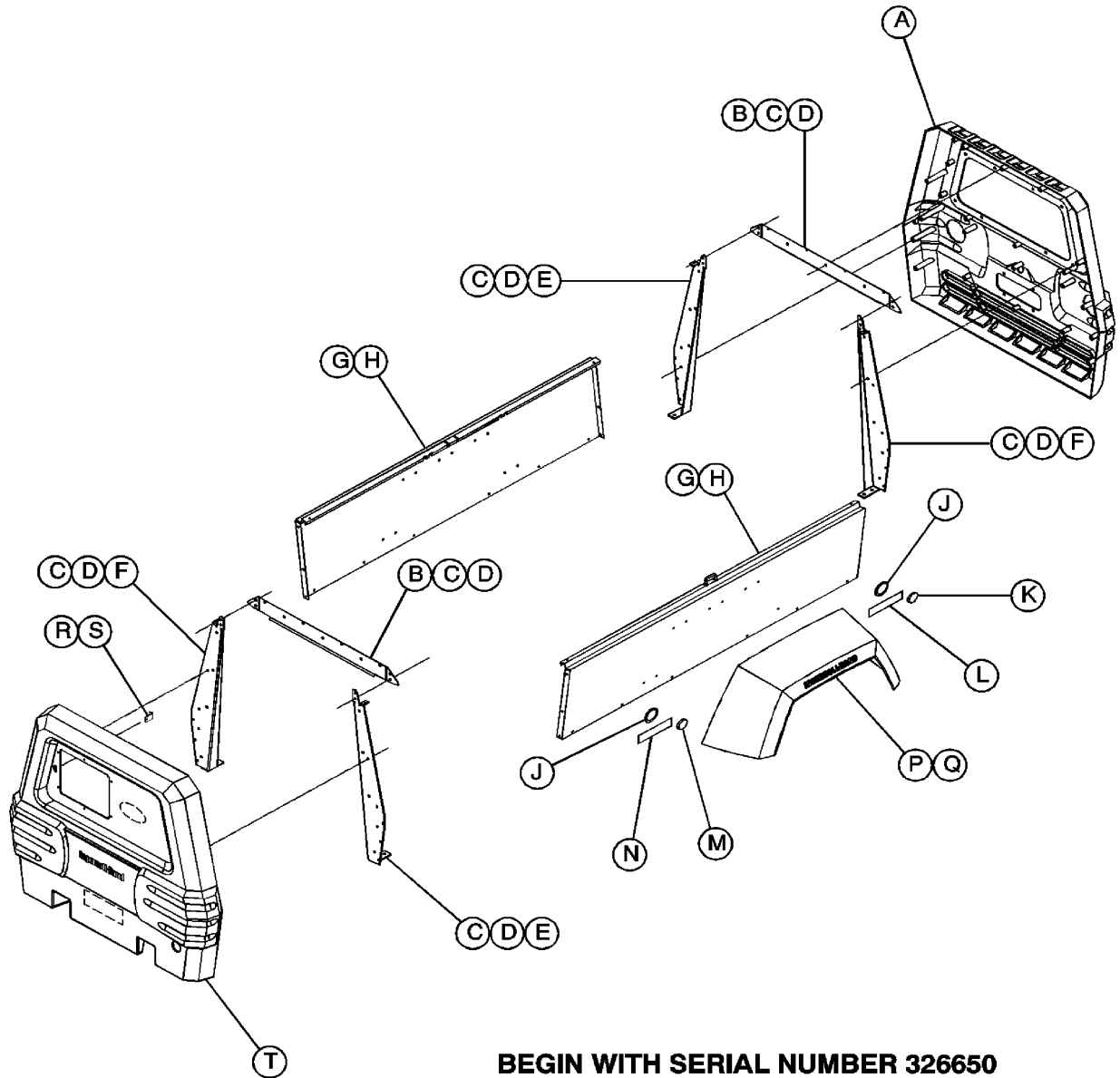


BETWEEN S/N 306522 AND 326650

22546998_44_06/04_E

ITEM	COMM. NO.	DESCRIPTION	QTY	DIMENSIONS/NOTES
A9	36889558	STOP, DOOR	4	
B1	36894608	REFLECTOR, RED	2	
B2	36894616	REFLECTOR, AMBER	2	
B3	36893634	GROMMET, CLEARANCE LIGHT	4	
B4	35367044	LIGHT, RED CLEARANCE	2	
B5	35367051	LIGHT, YELLOW CLEARANCE	2	
B6	36895860	LIGHT, LICENSE	1	
B7	36782837	SCREW, HEX SHT MTL #10 X 1	2	
B8	36788081	LAMP ASSEMBLY	2	
B9	36920486	RIVET, 3/16 SS	16	

ENCLOSURE (LOWER) BEGIN WITH SN 326650

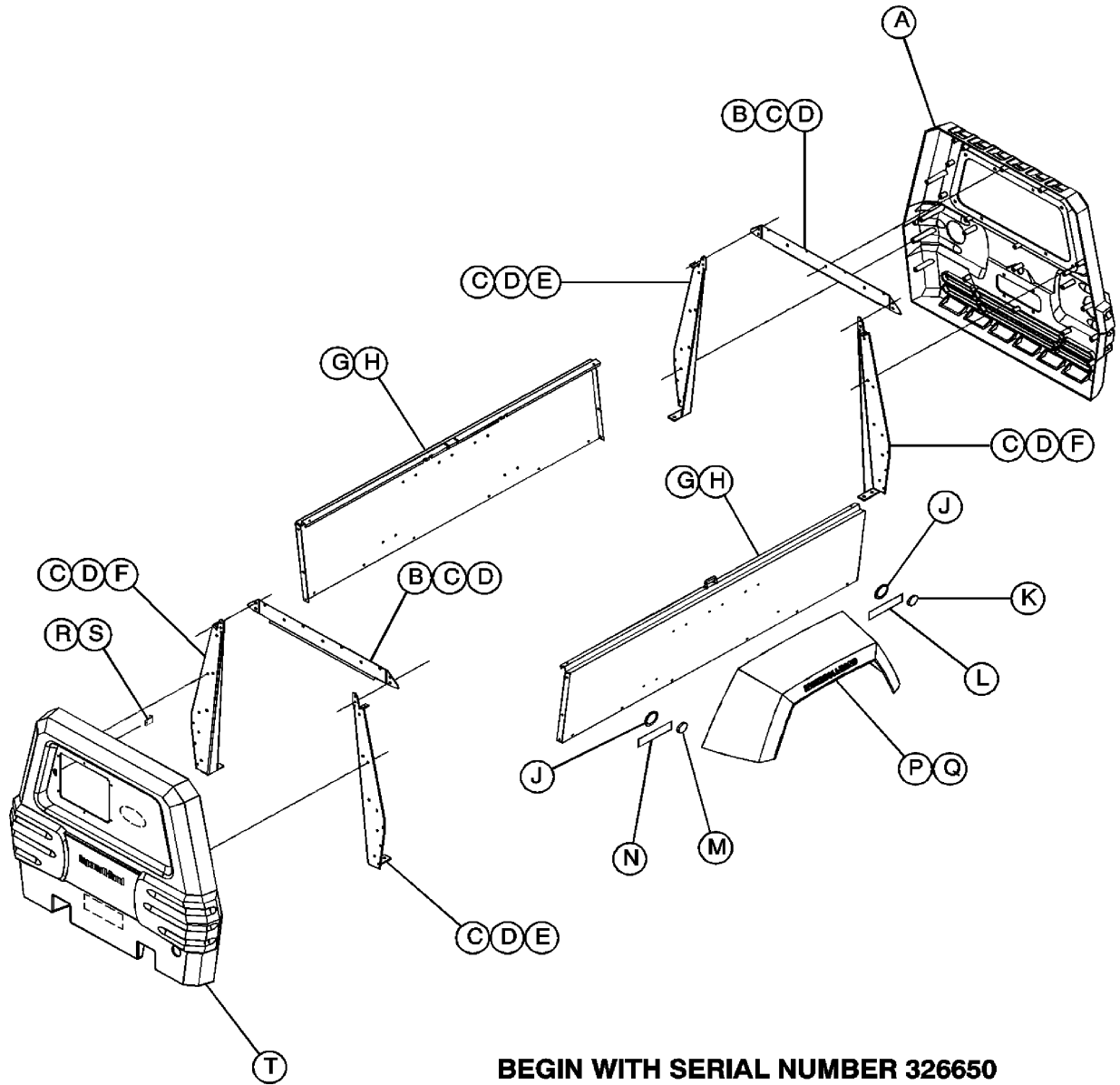


BEGIN WITH SERIAL NUMBER 326650

22546998_45_06/04_G

ITEM	COMM. NO.	DESCRIPTION	QTY	DIMENSIONS/NOTES
A	54473525	ENDCAP, REAR	1	Standard Paint
	54729140	ENDCAP, REAR	1	Special Paint
B	54602719	CROSSMEMBER, ENDCAP	2	
C	35279025	SCREW, TAPPING M08-1.25 X 20	16	
D	54721238	SCREW, 11/32" HI-LO	22	
E	54631783	STIFFNER, PLASTIC ENDCAP	1	
F	54631775	STIFFNER, PLASTIC ENDCAP	1	
G	36894194	PANEL, SIDE	2	Standard
	54529433	PANEL, SIDE	2	Galvanneal
H	36797652	SCREW, TAPPING M06-1.0 X 12	12	
J	36893634	GROMMET, CLEARANCE LIGHT	4	

ENCLOSURE (LOWER) BEGIN WITH SN 326650

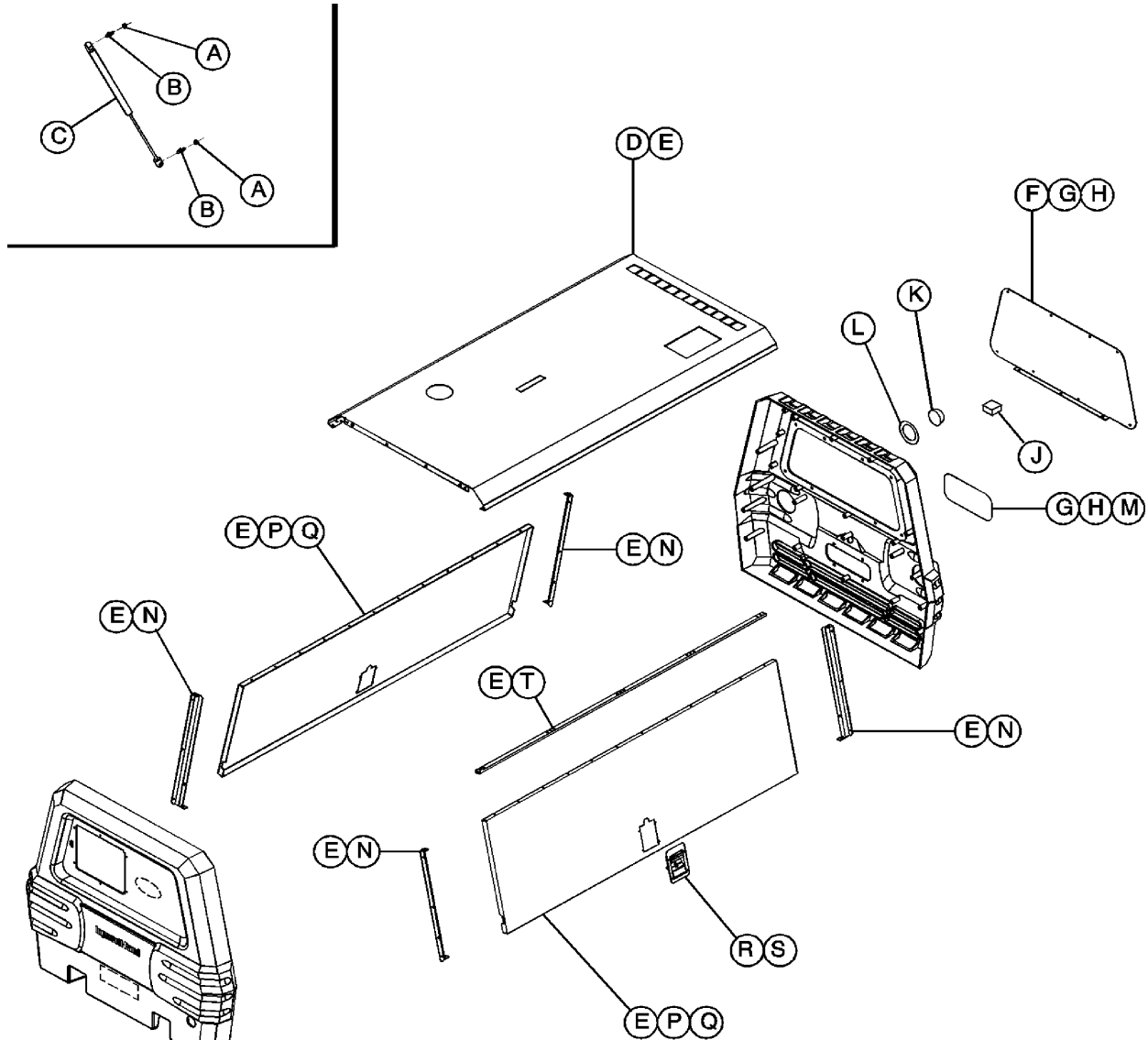


BEGIN WITH SERIAL NUMBER 326650

22546998_45_06/04_G

ITEM	COMM. NO.	DESCRIPTION	QTY	DIMENSIONS/NOTES
K	35367044	LIGHT, RED CLEARANCE	2	
L	36894608	REFLECTOR, RED	2	
M	35367051	LIGHT, YELLOW CLEARANCE	2	
N	36894616	REFLECTOR, AMBER	2	
P	36877579	FENDER	2	
Q	92368687	SCREW, TAPPING M06-1.0 X 14	10	
R	54721212	RIVET, 3/16" ALUMINUM	2	
S	54482518	LATCH, PLASTIC ENDCAP	1	Standard Paint
	54729181	LATCH, PLASTIC ENDCAP	1	Special Paint
T	54473517	ENDCAP, FRONT	1	Standard Paint
	54729132	ENDCAP, FRONT	1	Special Paint

ENCLOSURE (UPPER) BEGIN WITH SN 326650

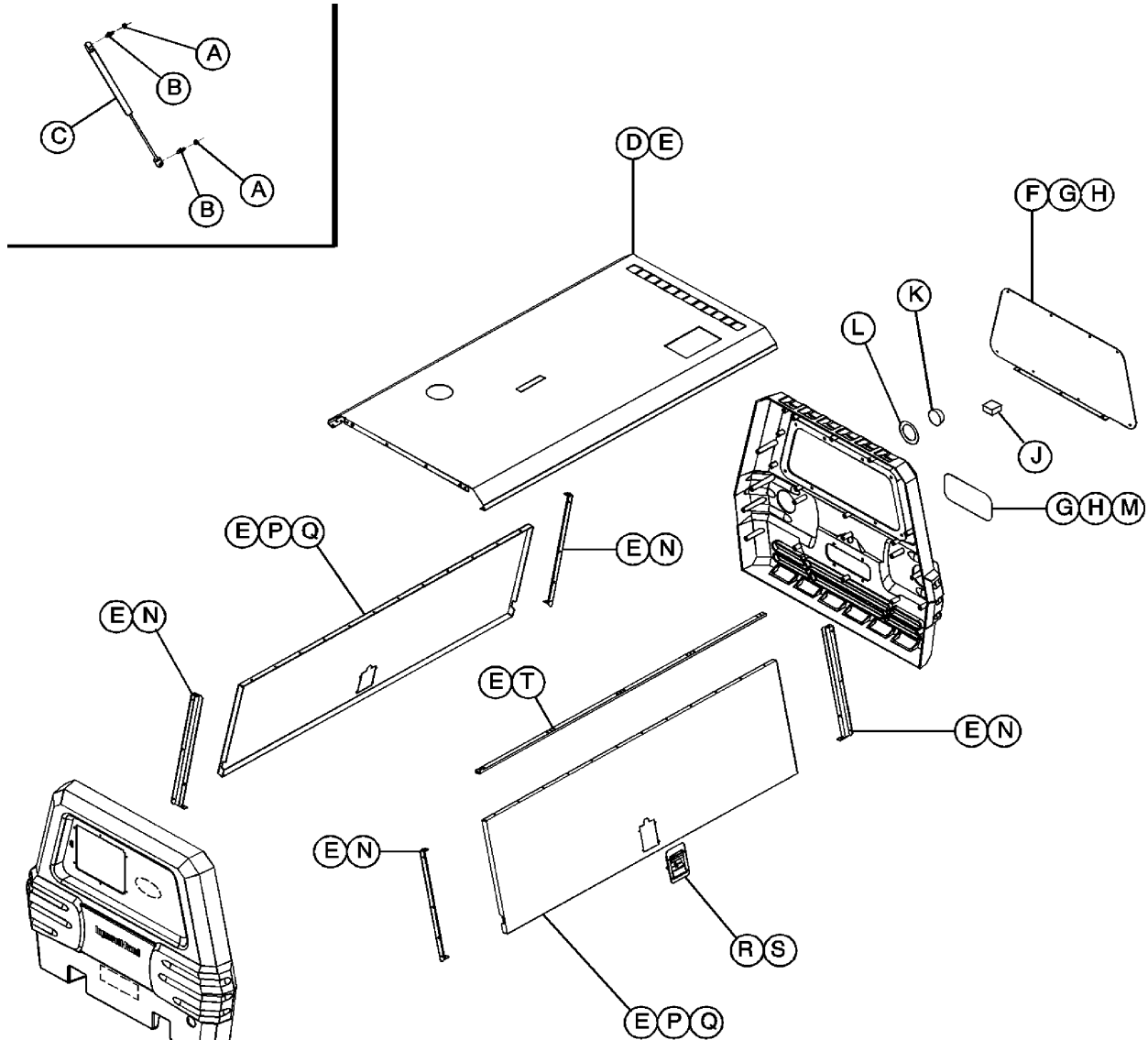


BEGIN WITH SERIAL NUMBER 326650

22546998_46_06/04_G

ITEM	COMM. NO.	DESCRIPTION	QTY	DIMENSIONS/NOTES
A	36881886	NUT, HEX FLANGE M08-1.25	8	
B	35337328	STUD, BALL M08	8	
C	35600287	SPRING, GAS	4	
D	36889467	ROOF	1	P105 - P175; Sandard
	54529359	ROOF	1	P105 - P175; Galvanneal
	36889574	ROOF	1	P185, XP185; Sandard
	54529425	ROOF	1	P185, XP185; Galvanneal
E	36797652	SCREW, TAPPING M06-1.0 X 12	46	
F	36883445	COVER, COOLER ACCESS	1	Sandard
	54529326	COVER, COOLER ACCESS	1	Galvanneal
G	54724117	GROMMET, SCREW	12	
H	36885085	SCREW, TAPPING 1/4-10 X .75"	12	
J	54726468	LIGHT, LICENSE	1	

ENCLOSURE (UPPER) BEGIN WITH SN 326650

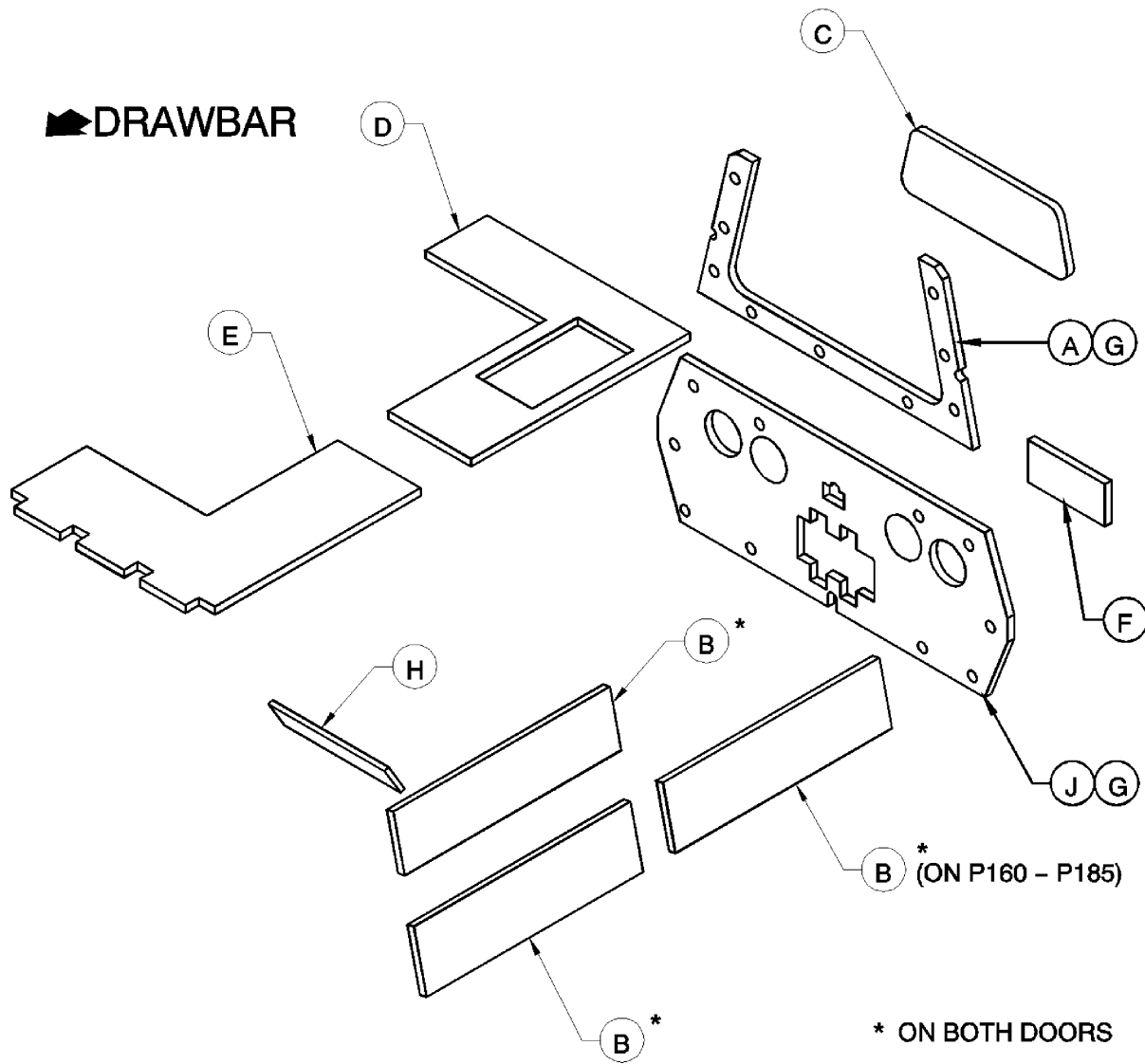


BEGIN WITH SERIAL NUMBER 326650

22546998_46_06/04_G

ITEM	COMM. NO.	DESCRIPTION	QTY	DIMENSIONS/NOTES
K	36788081	LAMP ASM.	2	
L	36787968	GROMET	2	
M	36883452	COVER, COOLER ACCESS	1	Standard
	54529334	COVER, COOLER ACCESS	1	Galvanneal
N	36889558	STOP, DOOR	4	Standard
	54529417	STOP, DOOR	4	Galvanneal
P	36889509	DOOR	2	Standard
	54529375	DOOR	2	Galvanneal
Q	36865293	BUMPER, RUBBER	6	
R	36793602	LATCH, SLAM DOOR	2	
S	36794816	RIVET, 3/16 X 1/8	8	
T	36883437	HINGE, DOOR	2	









FOAM INSULATION COMPLETE

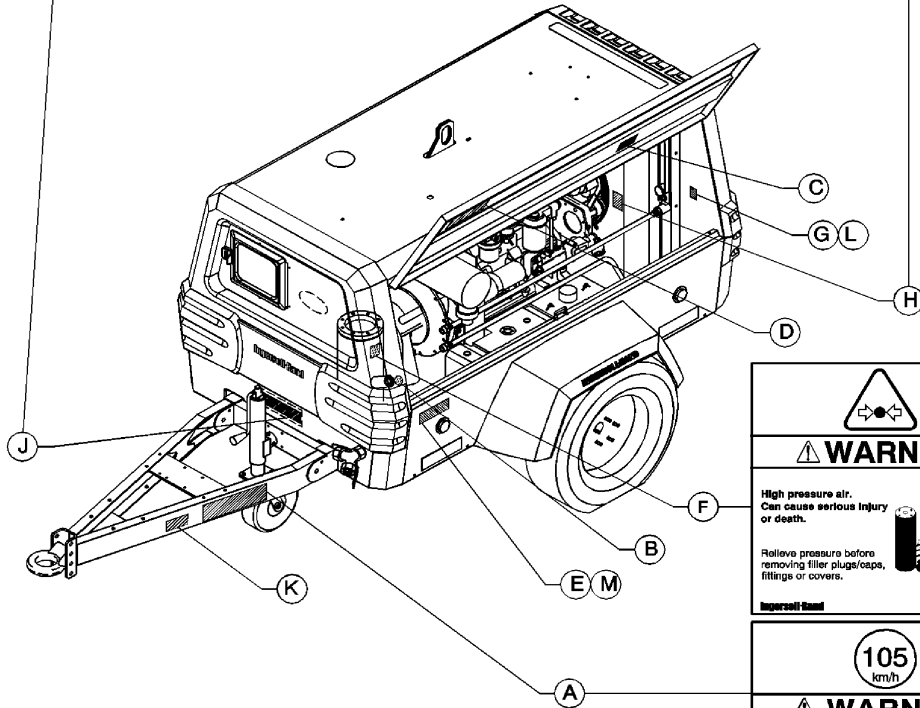







22546998_47_06/04_C

ITEM	COMM. NO.	DESCRIPTION	QTY	DIMENSIONS/NOTES
A	54698089	PANEL, REAR END ACOUSTIC	1	
B	36883742	PANEL, SIDE DOOR ACOUSTIC	6	
C	36883718	PANEL, ACCESS DOOR ACOUSTIC	1	
D	54389887	PANEL, REAR ROOF ACOUSTIC	1	
E	54828979	PANEL, FRONT ROOF ACOUSTIC	1	
F	54698105	PANEL, ACCESS DOOR ACOUSTIC	1	
G	54724125	CLIP, XMAS TREE	15	
H	36886166	PANEL, INLET BAFFLE ACOUSTIC	1	
J	54698097	PANEL, BOTTOM REAR END ACOUSTIC	1	

DECAL LOCATION

			
⚠ DANGER	⚠ WARNING	⚠ WARNING	⚠ WARNING
 <p>Discharged air can contain carbon monoxide or other contaminants. Will cause serious injury or death. Do not breathe this air.</p>	<p>Trapped air pressure. Can cause serious injury or death.</p> <p>Close service valve and operate tool to vent trapped air before performing any service.</p> 	<p>Disconnected air hoses whip. Can cause serious injury or death.</p> <p>When using air tools attach safety device (CSIA valve) at source of air supply for each tool.</p> 	 <p>Rotating fan blade. Can cause serious injury. Do not operate without guard in place.</p>

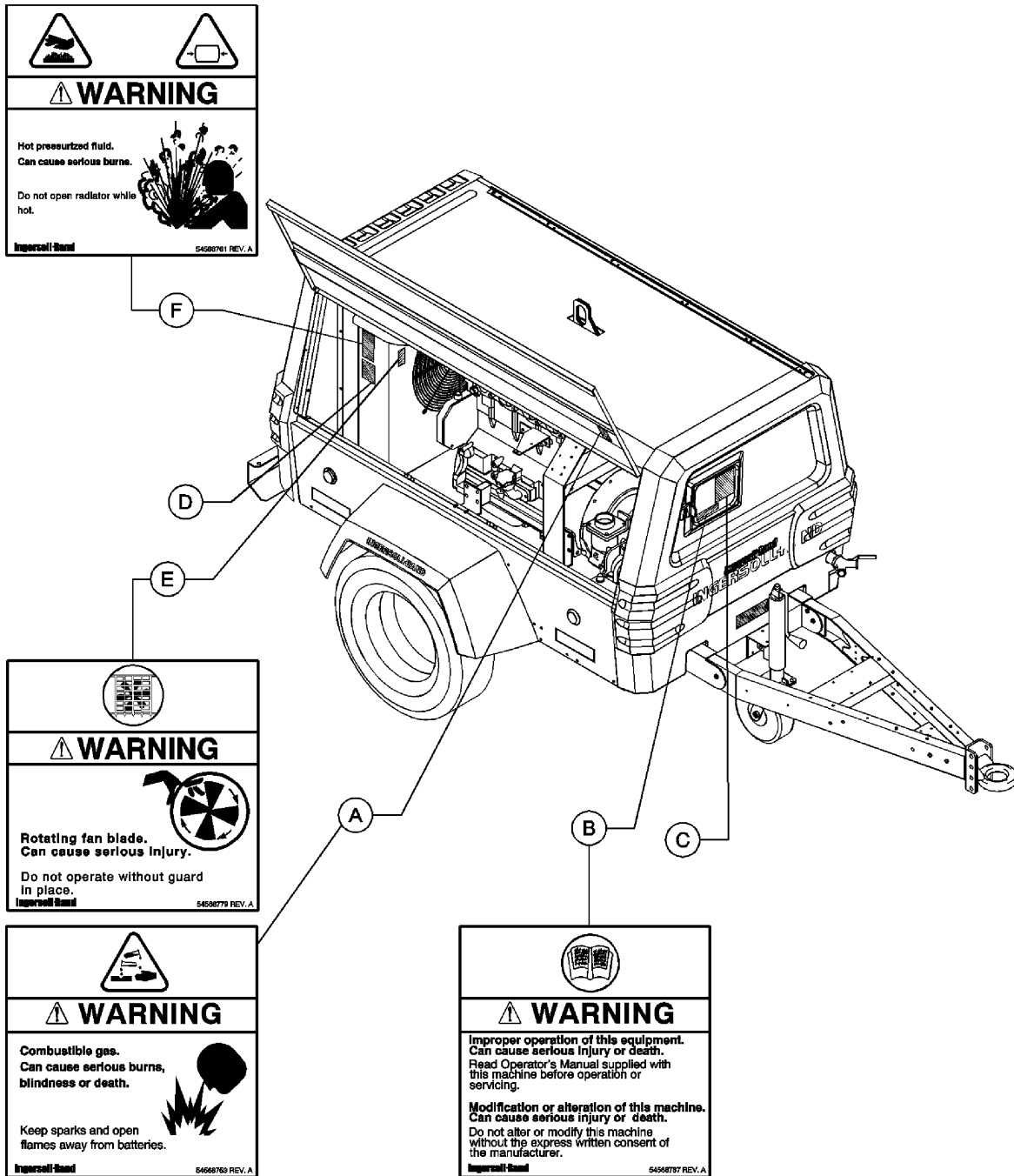



⚠ WARNING
<p>High pressure air. Can cause serious injury or death.</p> <p>Relieve pressure before removing filler plugs/caps, fittings or covers.</p> 

⚠ WARNING
<p>Collapsing Jackstand. Can cause serious injury. Insert locking pin completely.</p> 
<p>Excessive towing speed. Can cause serious injury or death. Do NOT exceed 65 mph (105 km/hr.)</p> 

22546998_48_06/04_F

ITEM	COMM. NO.	DESCRIPTION	QTY	DIMENSIONS/NOTES
A	54568803	2-PART DRAWBAR WARNING	1	
B	54604970	OIL FILL	1	
C	54625207	DIESEL FUEL	1	
D	22103832	WIRING DIAGRAM	1	
E	36531176	V. I. N.	1	
F	54568795	HIGH PRESSURE WARNING	1	
G	36523306	SERIAL NUMBER PLATE	1	
H	54568779	ROTATING FAN WARNING	1	
J	54629902	3-PART DANGER/WARNING	1	
K	54604921	TOW CHAINS NOTICE	1	
L	36794816	RIVET	1	
M	36533081	V. I. N. OVERLAY	2	

DECAL LOCATION



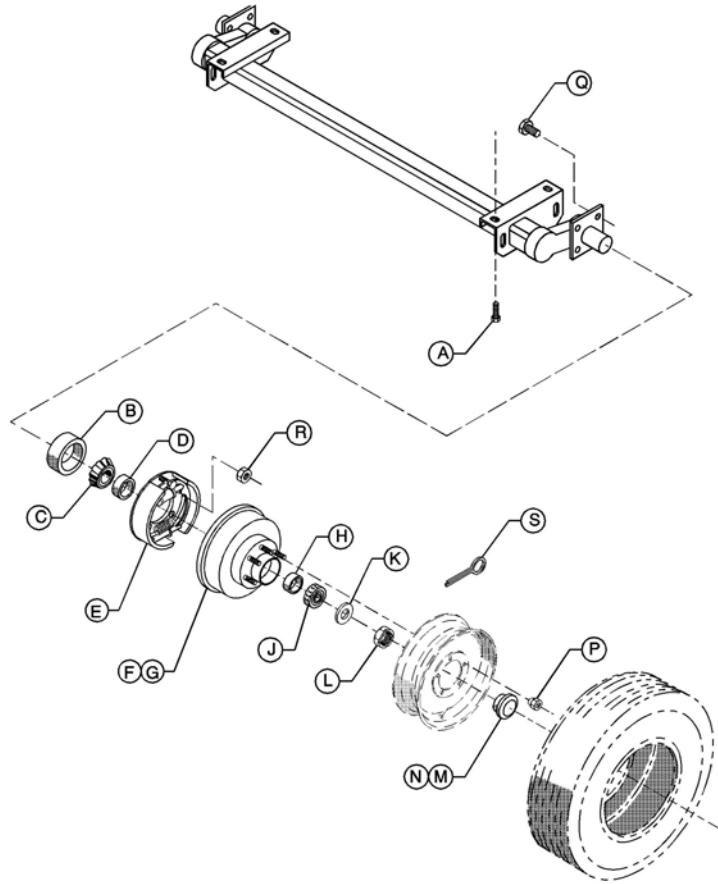
22546998_49_06/04_F

ITEM	COMM. NO.	DESCRIPTION	QTY	DIMENSIONS/NOTES
A	54568753	BATTERY GAS WARNING	1	
B	54568787	IMPROPER OPERATION	1	
C	54749163	OPERATING INSTRUCTIONS	1	
D	54604962	RADIATOR FILL	1	
E	54568779	ROTATING FAN WARNING	1	
F	54568761	HOT PRESSURIZED FLUID WARNING	1	

Section C - OPTION PARTS



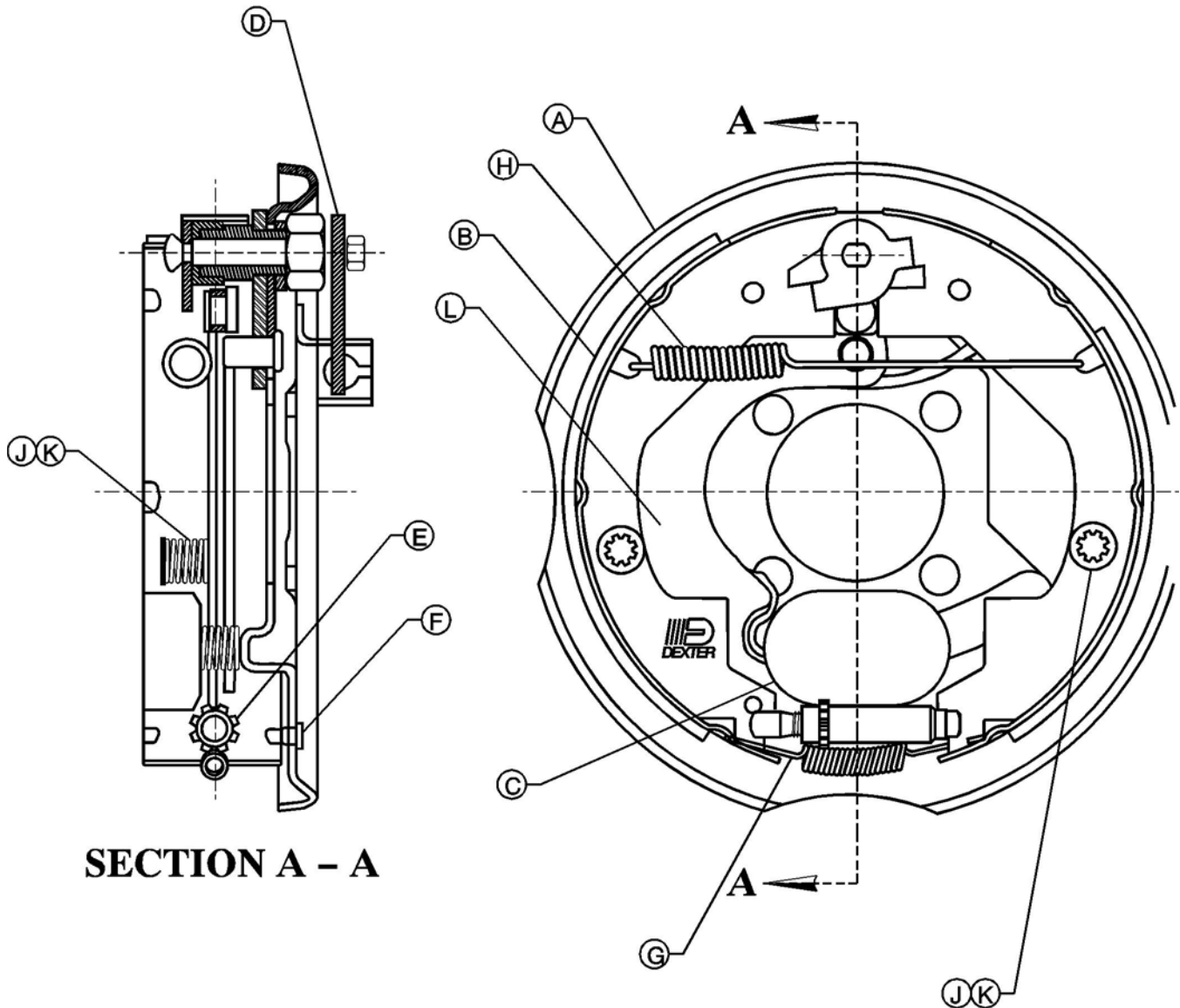
AXLE, ELECTRIC BRAKE
 AXLE, ELECTRIC BRAKE



PLAT_A_OPT_002_04/04_A

ITEM	COMM. NO.	DESCRIPTION	QTY	DIMENSIONS/NOTES
~	22892657	RUNNING GEAR, EZ-LUBE	1	
A	96747142	SCREW, HEX FLANG HD M16 X 30	4	
B	35391101	SEAL, EZ LUBE GREASE	2	
C	35361864	CONE, INNER BEARING	2	
D	35361872	CUP, INNER BEARING	2	
E	35391168	BRAKE ASM., LH ELECTRIC	1	
	35391176	BRAKE ASM., RH ELECTRIC	1	
F	35391119	HUB & DRUM with STUDS	2	
G	35361898	STUD	10	
H	35315183	CUP, OUTER BEARING	2	
J	35315191	CONE, OUTER BEARING	2	
K	35315209	WASHER, SPINDLE	2	Prior to S/N 372960
	22805436	WASHER, SPINDLE	2	Begin w/ S/N 372960
L	35315217	NUT, SPINDLE	2	
M	35391127	CAP, EZ LUBE RUBBER	2	
N	35391135	PLUG, EZ LUBE RUBBER	2	
P	35315274	NUT, WHEEL	10	
Q	35391648	SCREW, BRAKE MOUNT	8	
R	35391630	NUT, BRAKE MOUNT HEX	8	
S	35315225	PIN, COTTER	2	Prior to S/N 372960
	22805444	WASHER, TANG	2	Begin w/ S/N 372960

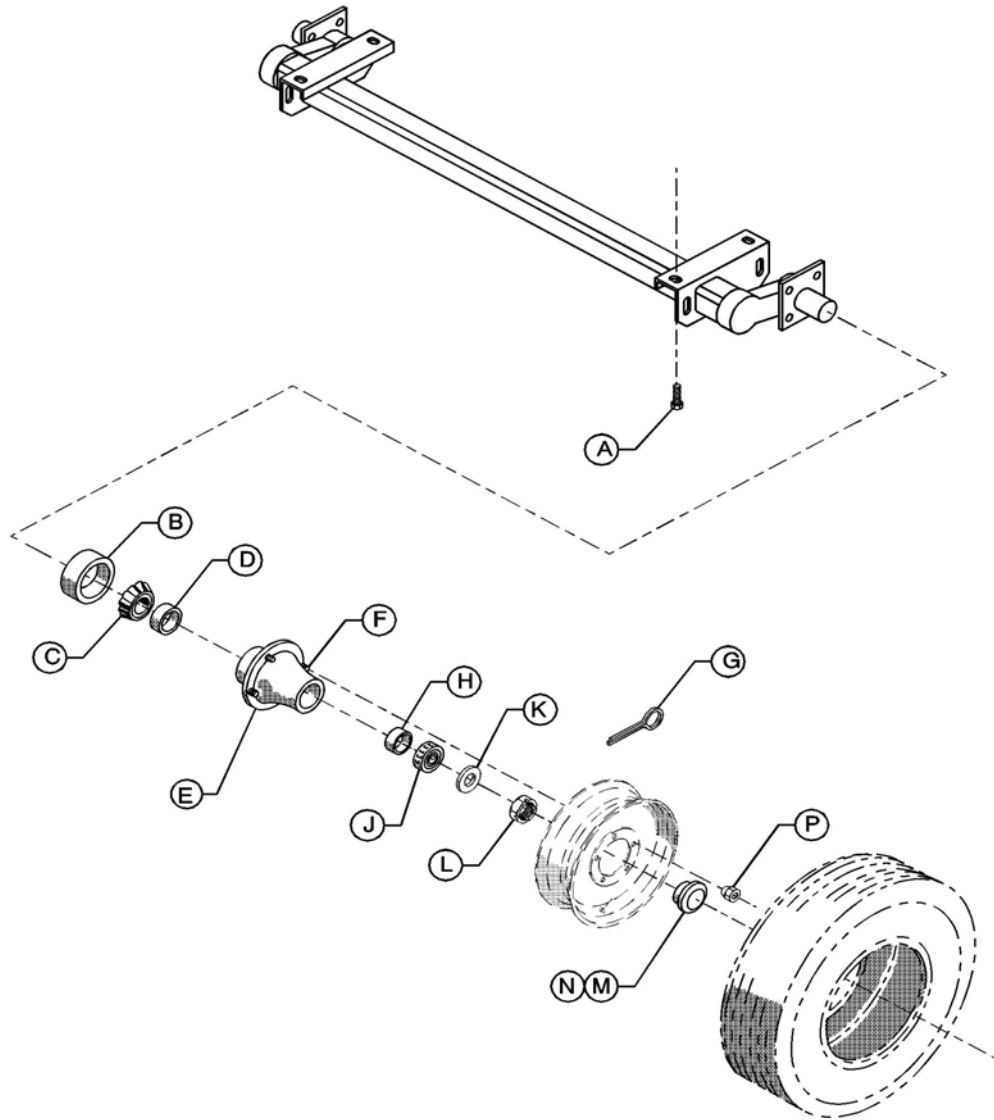
SHOE, ELECTRIC BRAKE
SHOE, ELECTRIC BRAKE



PLAT_A_OPT_003_04/04_A

ITEM	COMM. NO.	DESCRIPTION	QTY	DIMENSIONS/NOTES
A	35391184	PLATE ASM., LH BACKING	1	
	35391192	PLATE ASM., RH BACKING	1	
B	35391333	BRAKE SHOE KIT	1	
C	35391309	MAGNET KIT	2	
D	35391267	LEVER, PARKING BRAKE	2	
E	35391366	SCREW ASM., ADJUSTING	2	
F	35391416	PLUG, ADJUSTING SCREW	2	
G	35391374	SPRING, ADJUSTER	2	
H	35391358	SPRING, RETRACTOR	2	
J	35391382	SPRING, SHOE HOLD DOWN	4	
K	35391390	PIN, SHOE HOLD DOWN	4	
L	35391226	LEVER KIT, LH ACTUATING	1	
	35391234	LEVER KIT, RH ACTUATING	1	

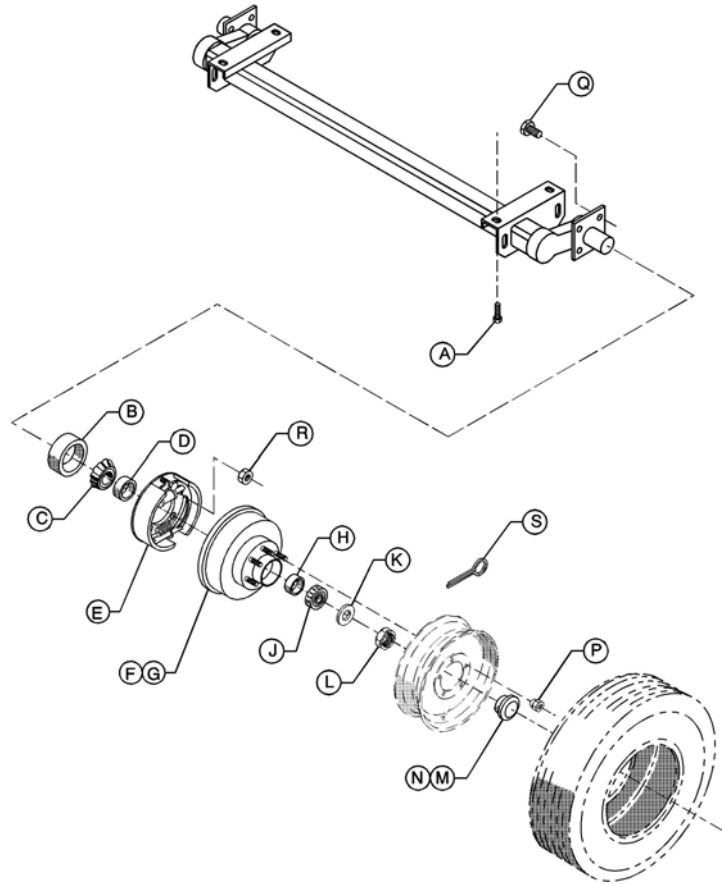
AXLE, EZ LUBE
 AXLE, EZ LUBE



PLAT_A_OPT_004_04/04_A

ITEM	COMM. NO.	DESCRIPTION	QTY	DIMENSIONS/NOTES
A	96747142	SCREW, HEX FLANG HD M16 X 30	4	
B	35391101	SEAL, EZ LUBE GREASE	2	
C	35361864	CONE, INNER BEARING	2	
D	35361872	CUP, INNER BEARING	2	
E	36848158	HUB with STUDS & BEARING CUPS	2	
F	35361898	STUD	10	
G	35315225	PIN, COTTER	2	
H	35315183	CUP, OUTER BEARING	2	
J	35315191	CONE, OUTER BEARING	2	
K	35315209	WASHER, SPINDLE	2	
L	35315217	NUT, SPINDLE	2	
M	35391127	CAP, EZ LUBE RUBBER	2	
N	35391135	PLUG, EZ LUBE RUBBER	2	
P	35315274	NUT, WHEEL	10	

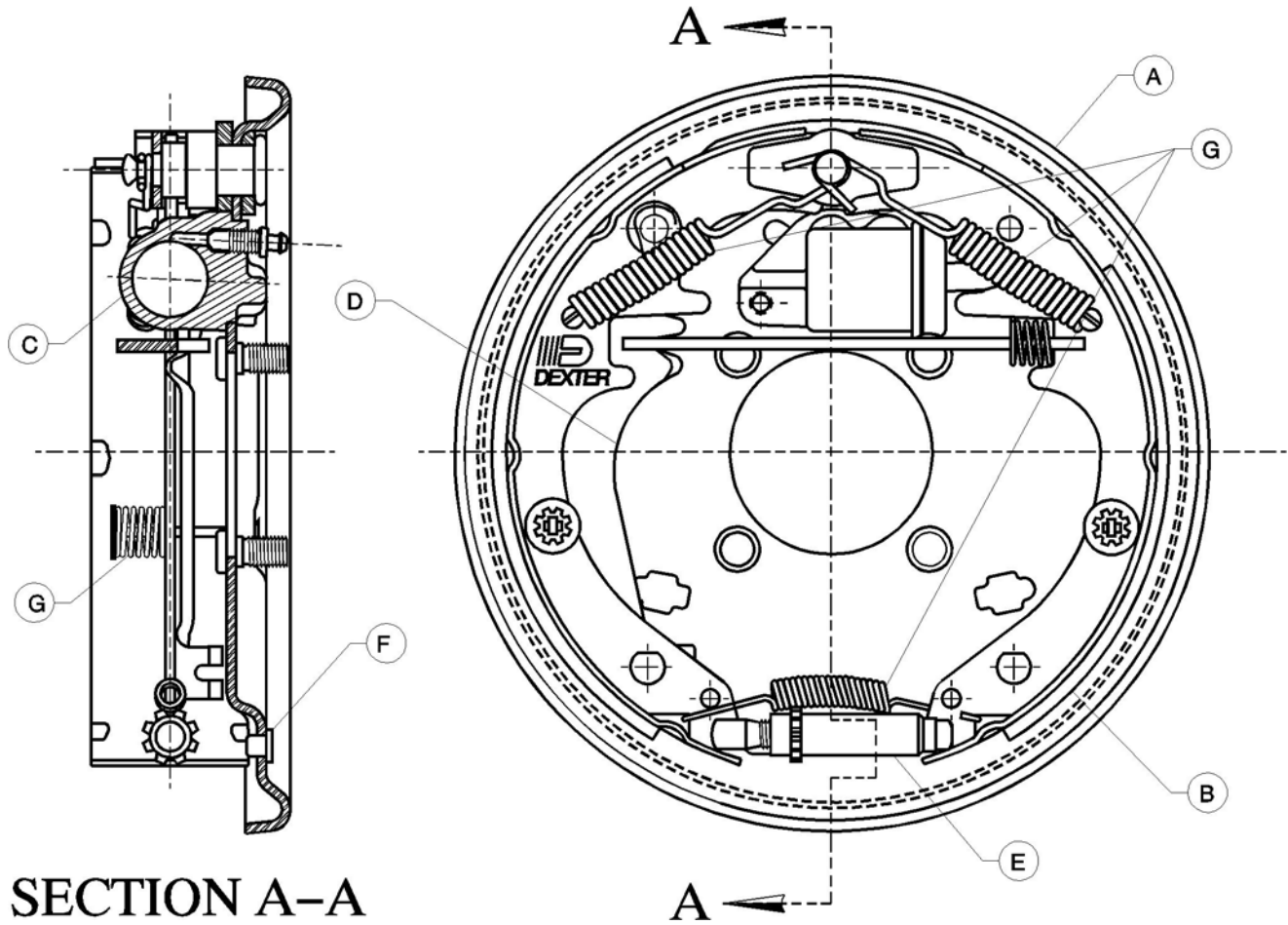
AXLE, HYDRAULIC BRAKE
 AXLE, HYDRAULIC BRAKE



PLAT_A_OPT_005_04/04_A

ITEM	COMM. NO.	DESCRIPTION	QTY	DIMENSIONS/NOTES
~	22892632	RUNNING GEAR, EZ-LUBE	1	
A	96747142	SCREW, HEX FLANG HD M16 X 30	4	
B	35391101	SEAL, EZ LUBE GREASE	2	
C	35361864	CONE, INNER BEARING	2	
D	35361872	CUP, INNER BEARING	2	
E	35391168	BRAKE ASM., LH ELECTRIC	1	
	35391176	BRAKE ASM., RH ELECTRIC	1	
F	35391119	HUB & DRUM with STUDS	2	
G	35361898	STUD	10	
H	35315183	CUP, OUTER BEARING	2	
J	35315191	CONE, OUTER BEARING	2	
K	35315209	WASHER, SPINDLE	2	Prior to S/N 372960
	22805436	WASHER, SPINDLE	2	Begin w/ S/N 372960
L	35315217	NUT, SPINDLE	2	
M	35391127	CAP, EZ LUBE RUBBER	2	
N	35391135	PLUG, EZ LUBE RUBBER	2	
P	35315274	NUT, WHEEL	10	
Q	35391648	SCREW, BRAKE MOUNT	8	
R	35391630	NUT, BRAKE MOUNT HEX	8	
S	35315225	PIN, COTTER	2	Prior to S/N 372960
	22805444	WASHER, TANG	2	Begin w/ S/N 372960

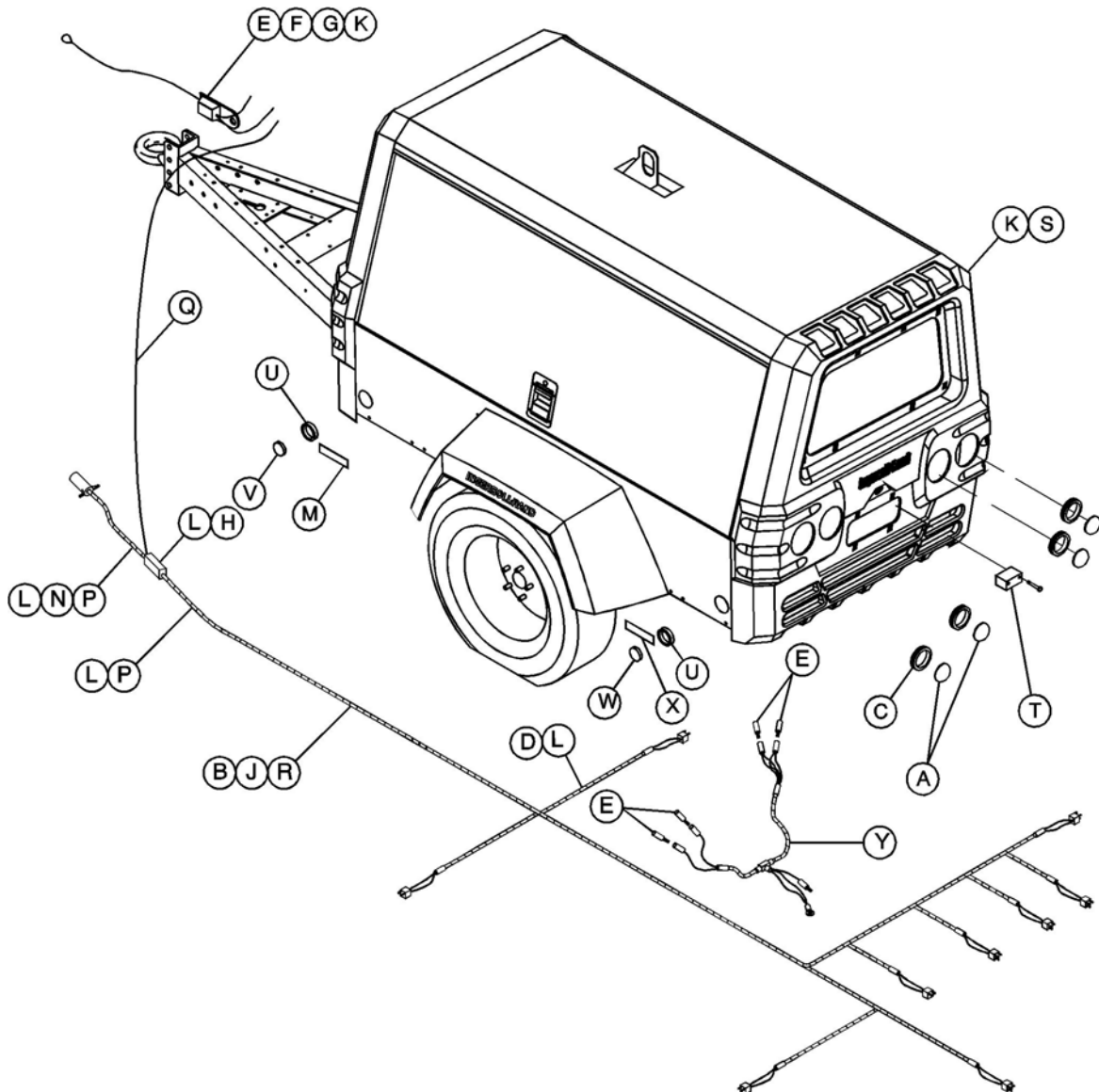
SHOE, HYDRAULIC BRAKE
SHOE, HYDRAULIC BRAKE



PLAT_A_OPT_006_04/04_A

ITEM	COMM. NO.	DESCRIPTION	QTY	DIMENSIONS/NOTES
A	35391432	PLATE AS., BACKING	2	
B	35391556	BRAKE SHOE KIT	2	
C	35391440	CYLINDER, LH BRAKE	1	
	35391457	CYLINDER, RH BRAKE	1	
D	35391580	LEVER & PIN, LH PARKING	1	
	35391598	LEVER & PIN, RH PARKING	1	
E	35393727	SCREW ASM., ADJUSTING	2	
F	35391481	PLUG, ADJUSTING SLOT	4	
G	35391507	BRAKE SPRING KIT	2	

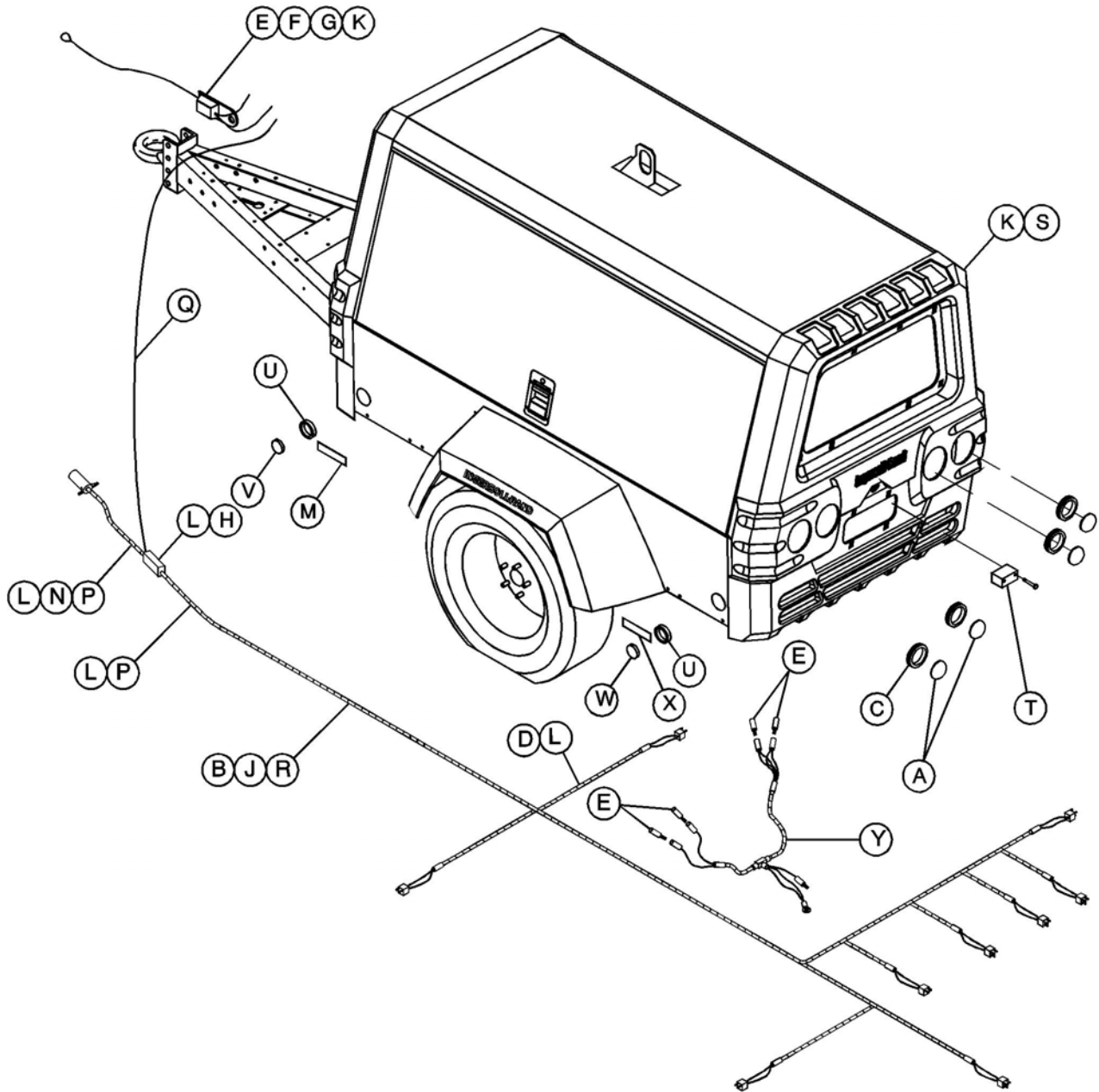
BRAKES, 4-LIGHT w/ ELECTRIC
 BRAKES, 4-LIGHT w/ ELECTRIC



PLAT_A_OPT_008_04/04_A

ITEM	COMM. NO.	DESCRIPTION	QTY	DIMENSIONS/NOTES
A	36788081	LIGHT, TAIL	4	
B	36893345	HARNESS, TAIL LIGHT	1	
C	36787968	GROMMET, TAIL LIGHT	4	
D	36853174	CLAMP, 1/4 SUPPORT	1	
E	35375427	TERMINAL, SNAP	9	
F	35315944	SWITHC, BREAKAWAY	1	
G	37140365	TERMINAL, SPLICE	1	
H	35346337	TERMINAL, LUG	1	
J	35253038	CLAMP, 3/8 SUPPORT	4	
K	36797652	SCREW, TAPPING M06-1.0 X 12	8	
L	92368687	SCREW, TAPPING M06-1.0 X 14	6	
M	36894616	REFLECTOR, AMBER	2	
N	36789261	HARNESS, 6 CNDCT CA (STD LG DBAR)	1	
	36787216	HARNESS, 6 CNDCT CA (EXT LG DBAR)	1	

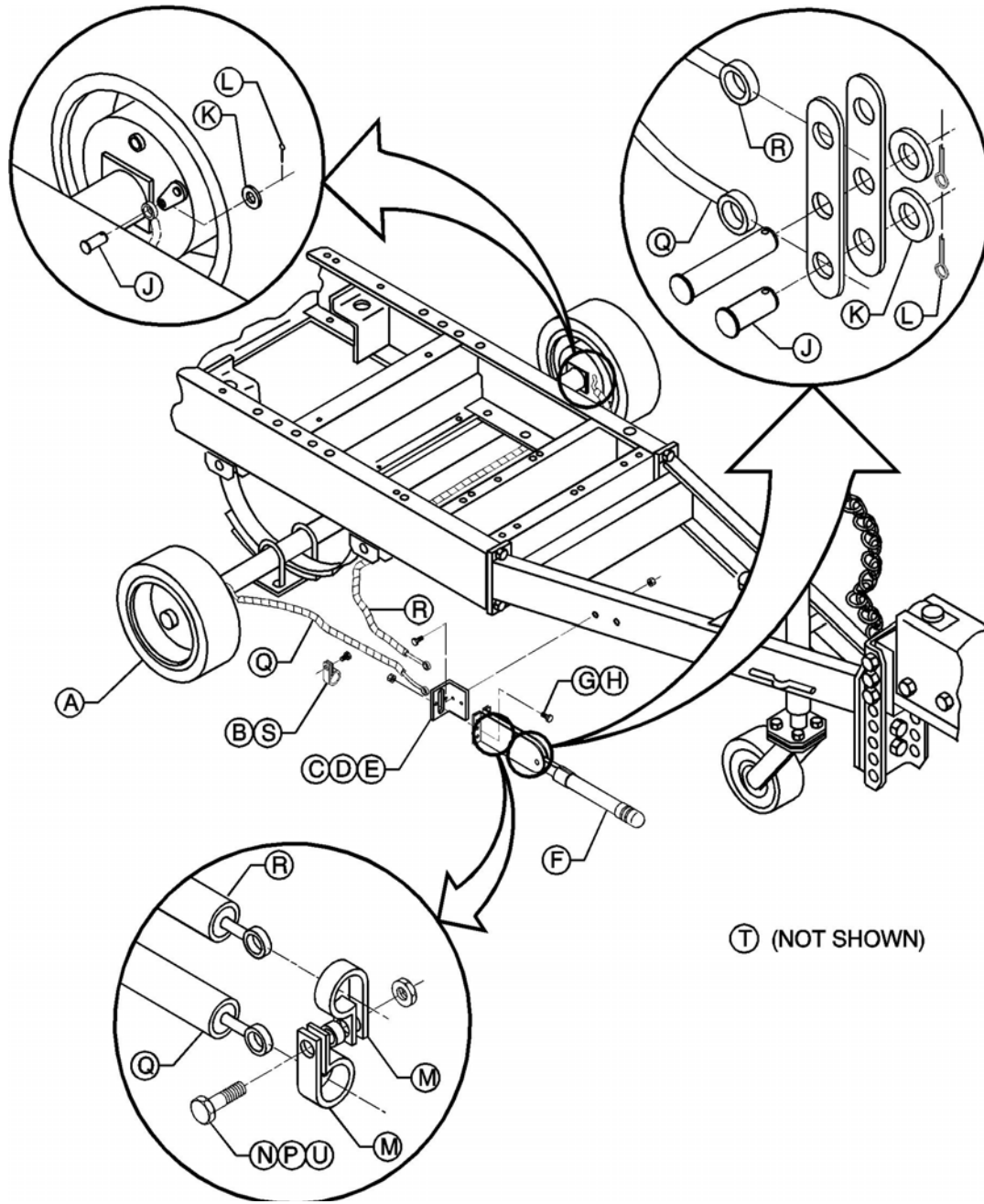
BRAKES, 4-LIGHT w/ ELECTRIC
 BRAKES, 4-LIGHT w/ ELECTRIC



PLAT_A_OPT_008_04/04_A

ITEM	COMM. NO.	DESCRIPTION	QTY	DIMENSIONS/NOTES
P	35225093	CLAMP, 1/2 SUPPORT	6	
Q	35120005	WIRE, 14 GA BLACK	40"	
R	35279025	SCREW, TAPPING M08-1.25 X 20	3	
S	54473525	CAP, REAR END (STD PAINT)	1	
	54729140	CAP, REAR END (SPECIAL PAINT)	1	
T	54726468	LIGHT, LICENSE	1	
U	36893634	GROMMET, CLEARANCE LIGHT	4	
V	35367051	LIGHT, YELLOW CLEARANCE	2	
W	35367044	LIGHT, RED CLEARANCE	2	
X	36894608	REFLECTOR, RED	2	
Y	36895282	HARNES, ELECTRIC BRAKE	1	

BRAKES, PARK w/ ELECTRIC
 BRAKES, PARK w/ ELECTRIC

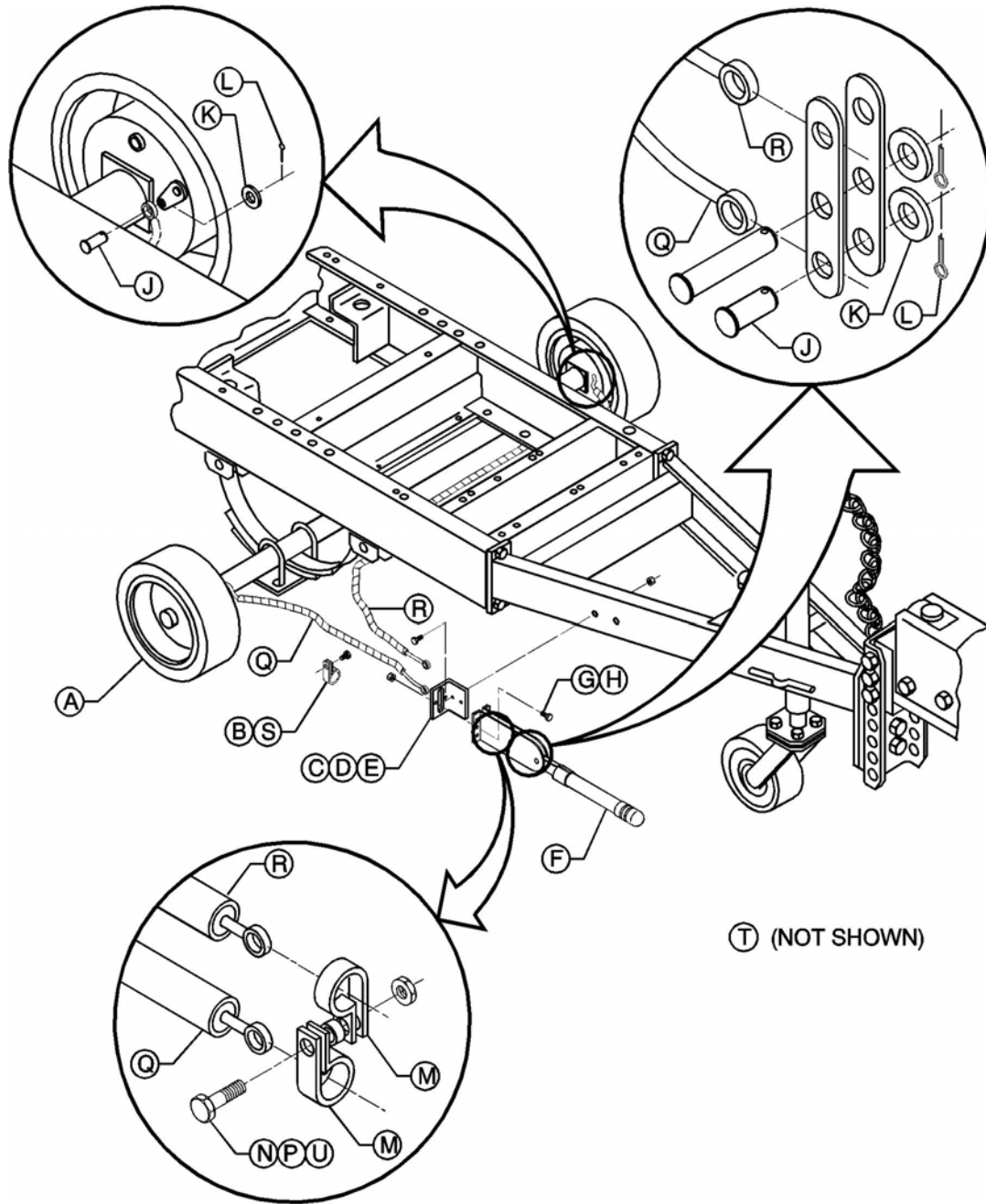


Ⓣ (NOT SHOWN)

PLAT_A_OPT_009_04/04_A

ITEM	COMM. NO.	DESCRIPTION	QTY	DIMENSIONS/NOTES
A	54675749	BRAKES, RUNNING GEAR w/	1	
B	35134477	CLAMP, RUBBER COATED	1	
C	35116433	BRACKET, BRAKE LEVER	1	
D	96704309	SCREW, HEX M10-1.5 X 35	2	
E	96735550	NUT, HEX M10-1.5	2	
F	35370055	LEVER, PARKING BRAKE	1	
G	96702659	SCREW, HEX M08-1.25 X 25	2	
H	96735543	NUT, HEX M08-1.25	2	
J	36846780	PIN, CLEVIS .31 X .75	4	
K	95934998	WASHER, 3/8 FLAT	4	

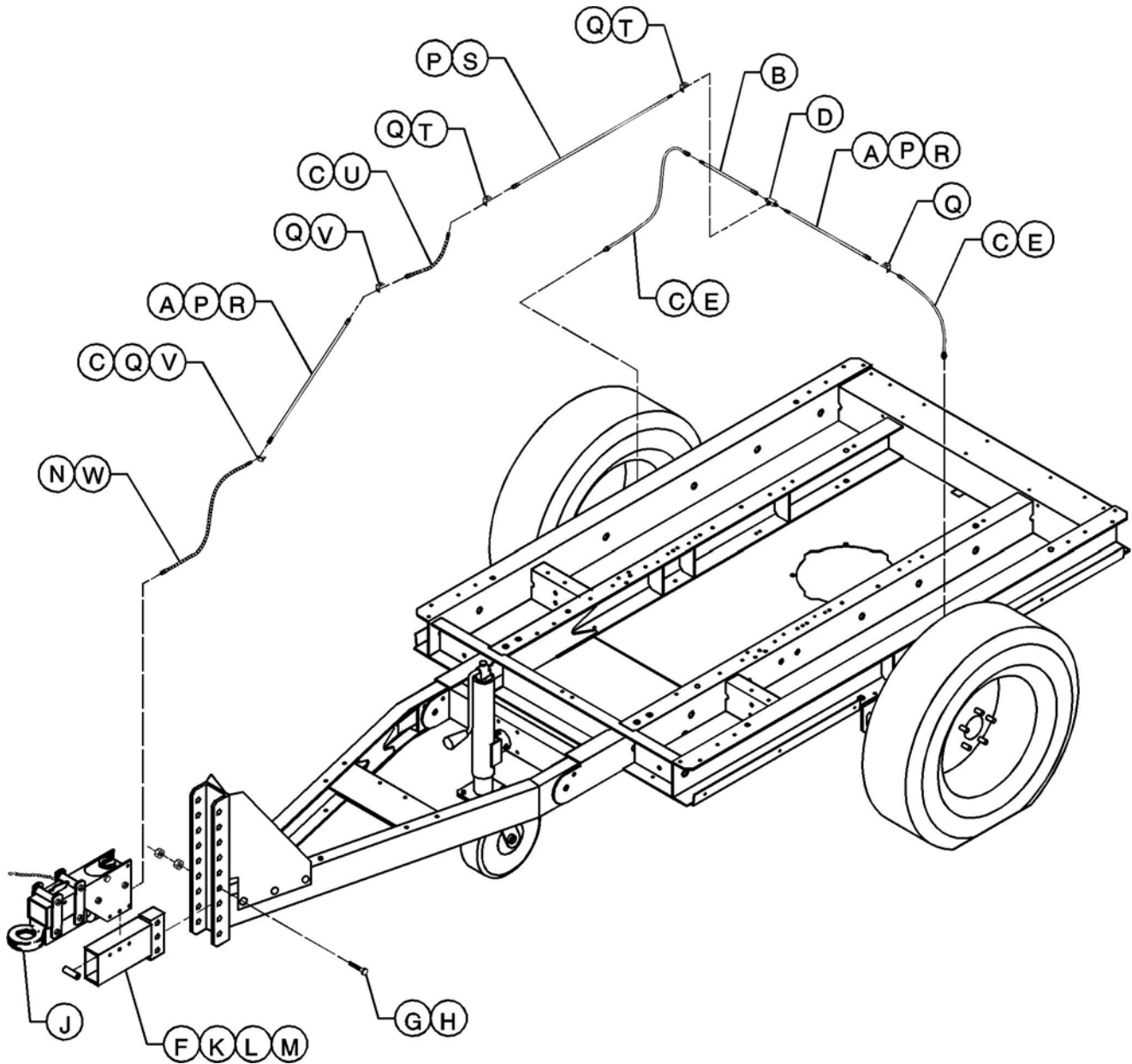
BRAKES, PARK w/ ELECTRIC
 BRAKES, PARK w/ ELECTRIC



PLAT_A_OPT_009_04/04_A

ITEM	COMM. NO.	DESCRIPTION	QTY	DIMENSIONS/NOTES
L	95928867	PIN, COTTER .09	4	
M	35126325	CLAMP, CABLE	2	
N	95929006	SCREW, HEX 5/16-18 X 1	1	
P	35126358	SPACER	1	
Q	35589746	CABLE ASM., 78" BRAKE	1	
R	36503134	CABLE ASM., 108" BRAKE	1	
S	35300771	SCREW, TAPPING M06-1.0 X 20	1	
T	35253038	CLAMP, RUBBER COATED	3	
U	35252600	NUT, LOCKING 5/16-18	1	

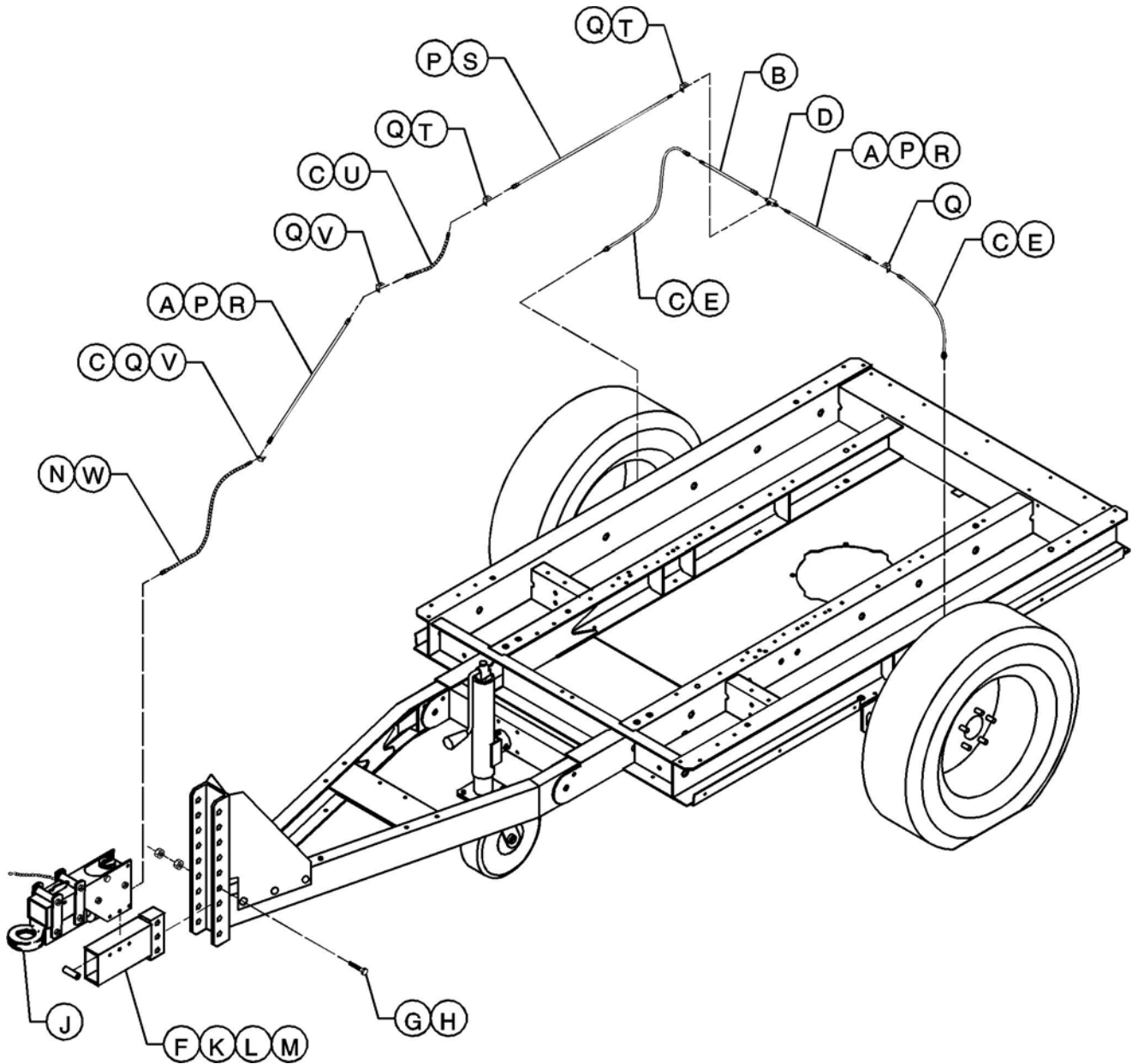
BRAKES, ADJ. HT. DRAWBAR w/ HYDRAULIC
 BRAKES, ADJ. HT. DRAWBAR w/ HYDRAULIC



PLAT_A_OPT_010_04/04_A

ITEM	COMM. NO.	DESCRIPTION	QTY	DIMENSIONS/NOTES
A	35356401	HOSE,BRAKE 3/16 X 40	2	
B	36881290	HOSE,BRAKE 3/8 X 12	1	
C	35356302	CLAMP, HOSE	5	
D	35356328	TEE, 3/16 INVERTED	1	
E	35356369	HOSE,BRAKE 3/8 X 13	2	
F	36758647	SUPPORT, HYDRAULIC ACTUATOR	1	
G	35379094	SCREW, HEX M16 X 200	3	
H	96701750	NUT, HEX M16	6	
J	35316611	ACTUATOR, HYDRAULIC BRAKE	1	
K	35333673	SPACER, HYDRAULIC DRAWBAR	3	
L	95935169	SCREW, HEX 1/2-13 X 4	3	

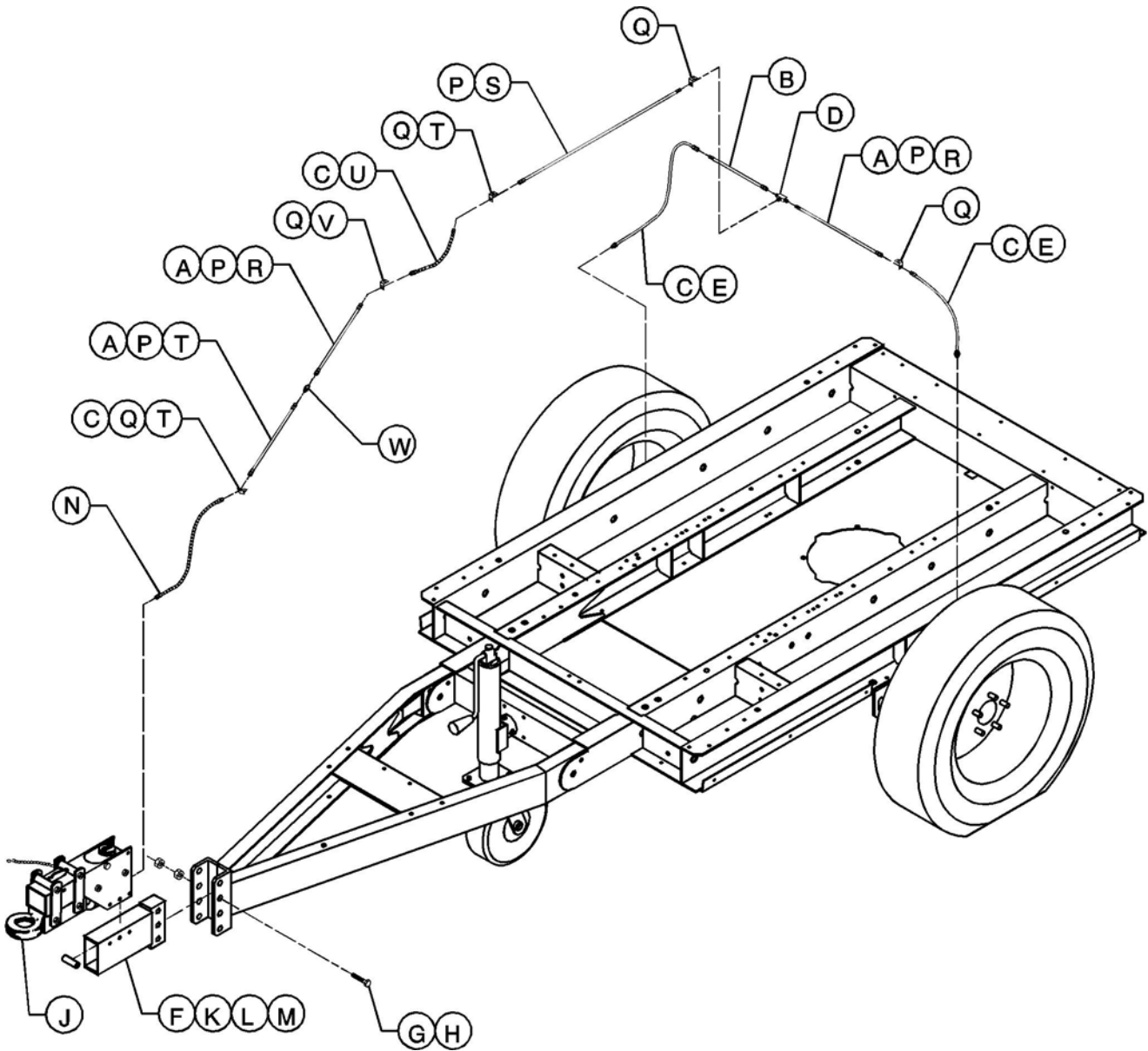
BRAKES, ADJ. HT. DRAWBAR w/ HYDRAULIC
 BRAKES, ADJ. HT. DRAWBAR w/ HYDRAULIC



PLAT_A_OPT_010_04/04_A

ITEM	COMM. NO.	DESCRIPTION	QTY	DIMENSIONS/NOTES
M	95923348	NUT, NYLOC 1/2-13	3	
N	35605310	TUBING, 3/16 X 18.88"	1	
P	37001252	CLAMP, SUPPORT	3	
Q	35356310	BRACKET, HOSE MOUNTING	5	
R	35300771	SCREW, TAPPING M06-1.0 X 20	2	
S	36881274	HOSE, BRAKE 3/16 X 50"	1	
T	92368687	SCREW, TAPPING M06-1.0 X 14	2	
U	36881399	HOSE, BRAKE 3/16 X 24"	1	
V	35279025	SCREW, TAPPING M08-1.25 X 20	2	
W	35315746	ADAPTER	1	

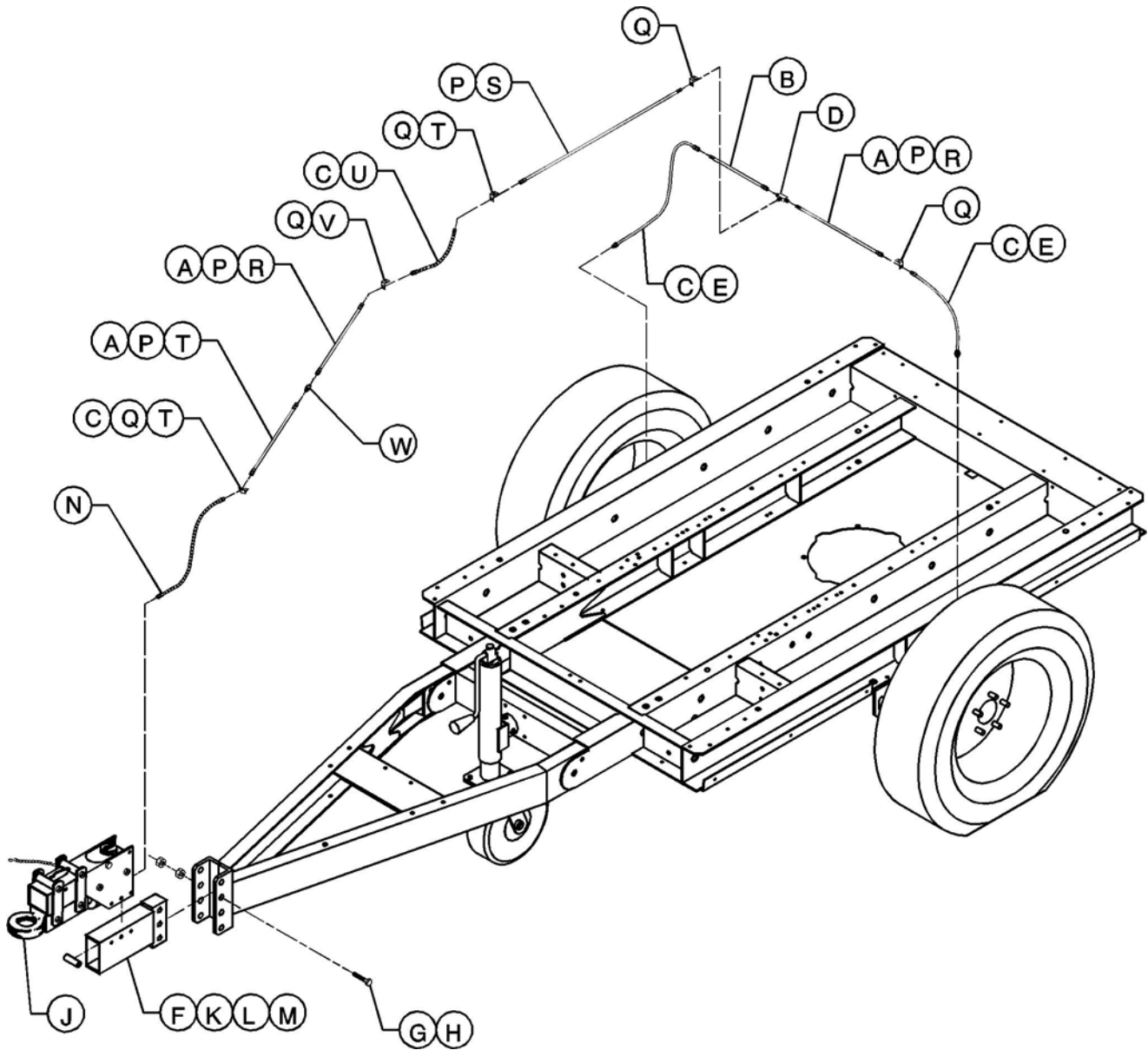
BRAKES, EXTENDED DRAWBAR w/ HYDRAULIC
 BRAKES, EXTENDED DRAWBAR w/ HYDRAULIC



PLAT_A_OPT_011_04/04_A

ITEM	COMM. NO.	DESCRIPTION	QTY	DIMENSIONS/NOTES
A	35356401	HOSE, BRAKE 3/16 X 40	3	
B	36881290	HOSE, BRAKE 3/16 X 12	1	
C	35356302	CLIP, HOSE	4	
D	35356328	TEE, 3/16 INVERTED	1	
E	35356369	HOSE, BRAKE 3/16 X 13	2	
F	36758647	SUPPORT, HYDRAULIC ACTUATOR	1	
G	35376094	SCREW, HEX M16 X 200	3	
H	96701750	NUT, HEX M16	6	
J	35316611	ACTUATOR, HYDRAULIC BRAKE	1	
K	35333673	SPACER, HYDRAULIC DRAWBAR	3	
L	95935169	SCREW, HEX 1/2-13 X 4	3	

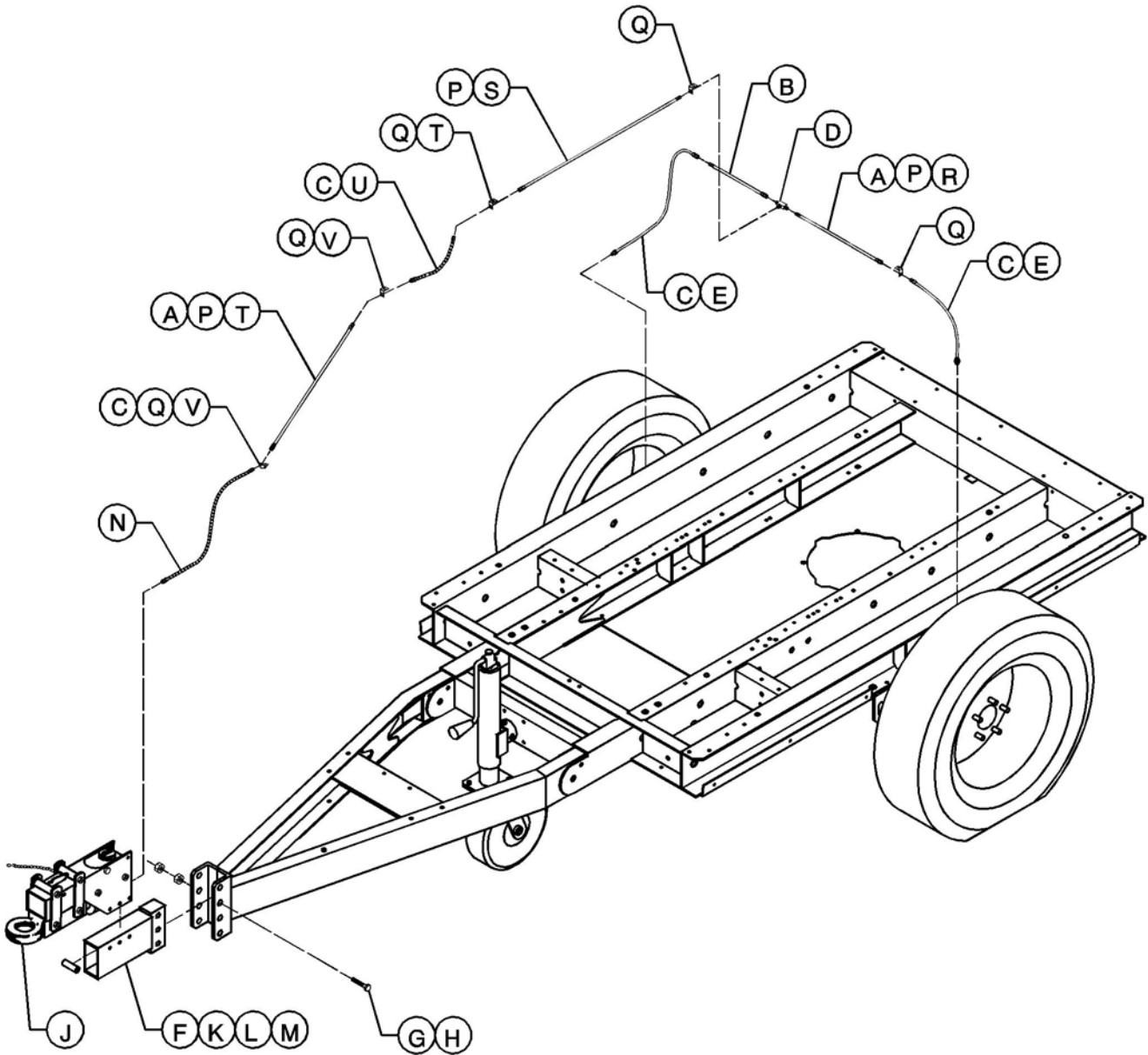
BRAKES, EXTENDED DRAWBAR w/ HYDRAULIC
 BRAKES, EXTENDED DRAWBAR w/ HYDRAULIC



PLAT_A_OPT_011_04/04_A

ITEM	COMM. NO.	DESCRIPTION	QTY	DIMENSIONS/NOTES
M	95923348	NUT, NYLOC 1/2-13	3	
N	35356377	TUBING, 3/16 X 18.88"	1	
P	37001252	CLAMP, SUPPORT	4	
Q	35356310	BRACKET, HOSE MOUNTING	5	
R	35300771	SCREW, TAPPING M06-1.0 X 20	2	
S	36881274	HOSE, BRAKE 3/16 X 50"	1	
T	92368687	SCREW, TAPPING M06-1.0 X 14	3	
U	36881399	HOSE, BRAKE 3/16 X 24"	1	
V	35279025	SCREW, TAPPING M08-1.25 X 20	1	
W	35356336	UNION. 3/16	1	

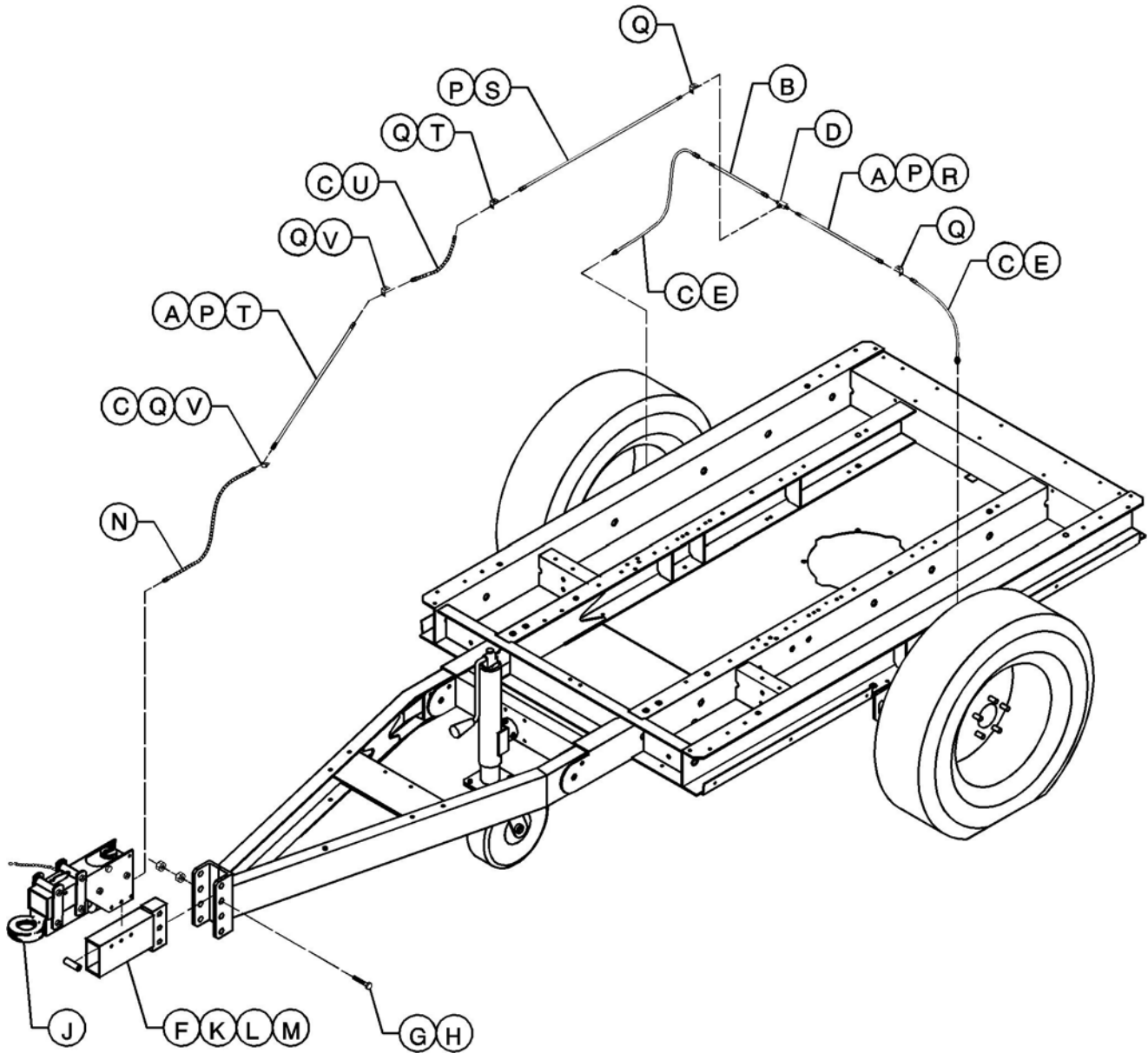
BRAKES, HYDRAULIC
BRAKES, HYDRAULIC



PLAT_A_OPT_012_04/04_A

ITEM	COMM. NO.	DESCRIPTION	QTY	DIMENSIONS/NOTES
A	35356401	HOSE, BRAKE 3/16 X 40	2	
B	36881290	HOSE, BRAKE 3/16 X 12	1	
C	35356302	CLIP, HOSE	5	
D	35356328	TEE, 3/16 INVERTED	1	
E	35356369	HOSE, BRAKE 3/16 X 13	2	
F	36758647	SUPPORT, HYDRAULIC ACTUATOR	1	
G	35376094	SCREW, HEX M16 X 200	3	
H	96701750	NUT, HEX M16	6	
J	35316611	ACTUATOR, HYDRAULIC BRAKE	1	
K	35333673	SPACER, HYDRAULIC DRAWBAR	3	

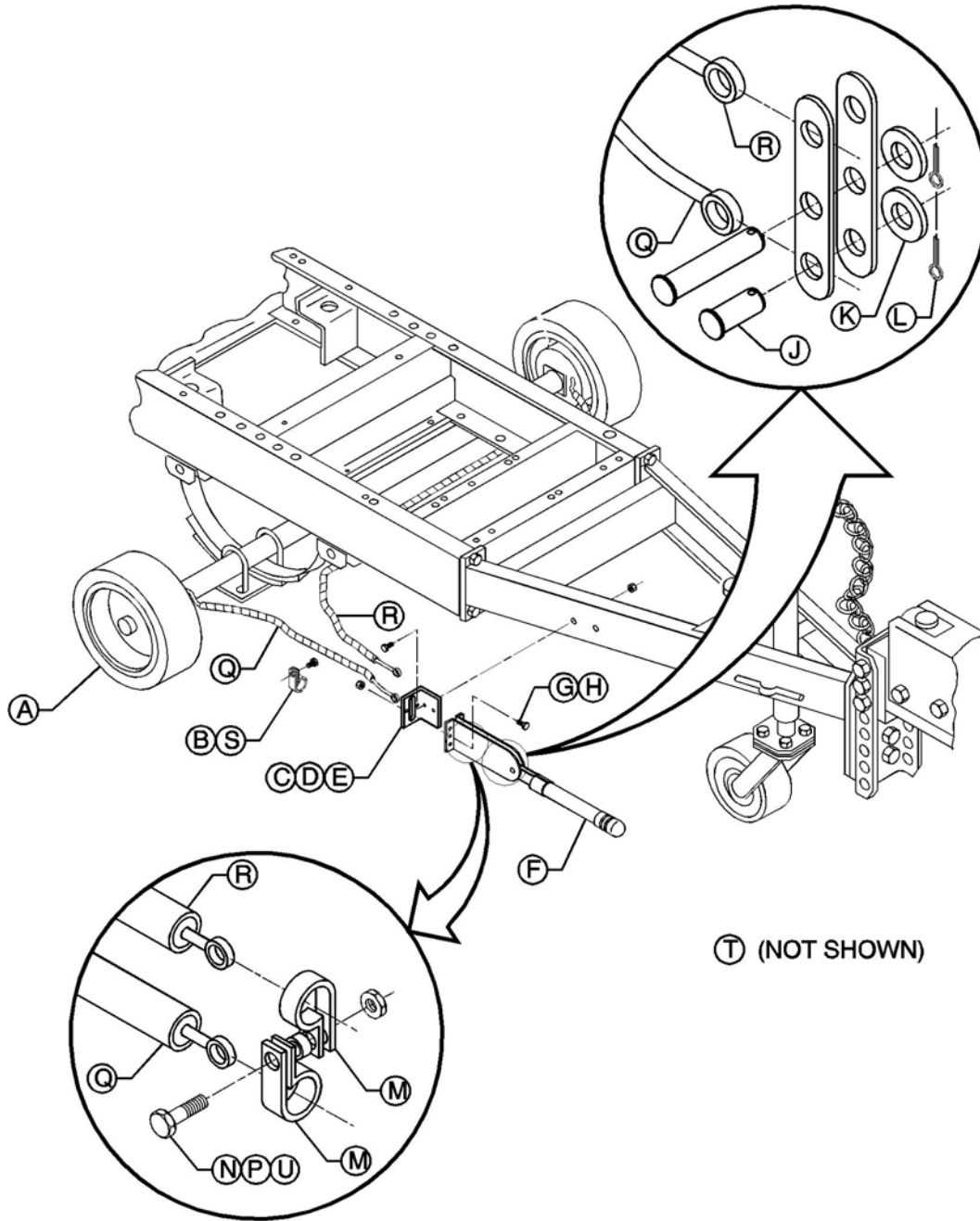
BRAKES, HYDRAULIC
BRAKES, HYDRAULIC



PLAT_A_OPT_012_04/04_A

ITEM	COMM. NO.	DESCRIPTION	QTY	DIMENSIONS/NOTES
L	95935169	SCREW, HEX 1/2-13 X 4	3	
M	95923348	NUT, NYLOC 1/2-13	3	
N	35356377	TUBING, 3/16 X 18.88"	1	
P	37001252	CLAMP, SUPPORT	4	
Q	35356310	BRACKET, HOSE MOUNTING	5	
R	35300771	SCREW, TAPPING M06-1.0 X 20	1	
S	36881274	HOSE, BRAKE 3/16 X 50"	1	
T	92368687	SCREW, TAPPING M06-1.0 X 14	2	
U	36881399	HOSE, BRAKE 3/16 X 24"	1	
V	35279025	SCREW, TAPPING M08-1.25 X 20	2	

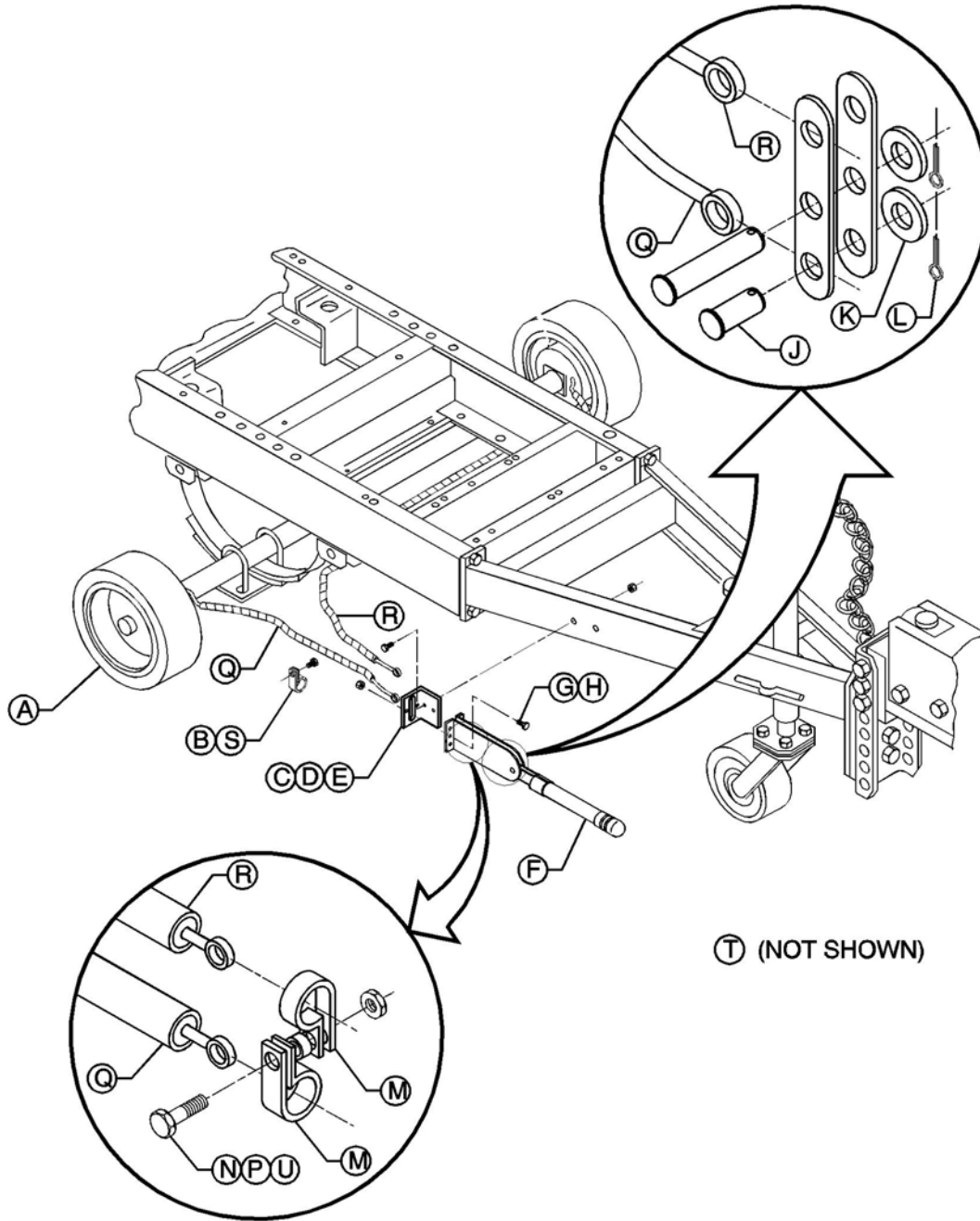
BRAKES, PARK W/ HYDRAULIC
 BRAKES, PARK W/ HYDRAULIC



PLAT_A_OPT_013_04/04_A

ITEM	COMM. NO.	DESCRIPTION	QTY	DIMENSIONS/NOTES
A	54675756	RUNNING GEAR w/ BRAKES	1	
B	35134477	CLAMP, RUBBER COATED	1	
C	35116433	BRACKET, BRAKE LEVER	1	
D	96704309	SCREW, HEX M10-1.5 X 35	2	
E	96735550	NUT, HEX M10	2	
F	35370055	LEVER, PARKING BRAKE	1	
G	96702659	SCREW, HEX M08-1.25 X 25	2	
H	96735543	NET, HEX M08	2	
J	36846780	PIN, CLEVIS .31 X .75	2	
K	95934998	WASHER, FLAT 3/8	2	

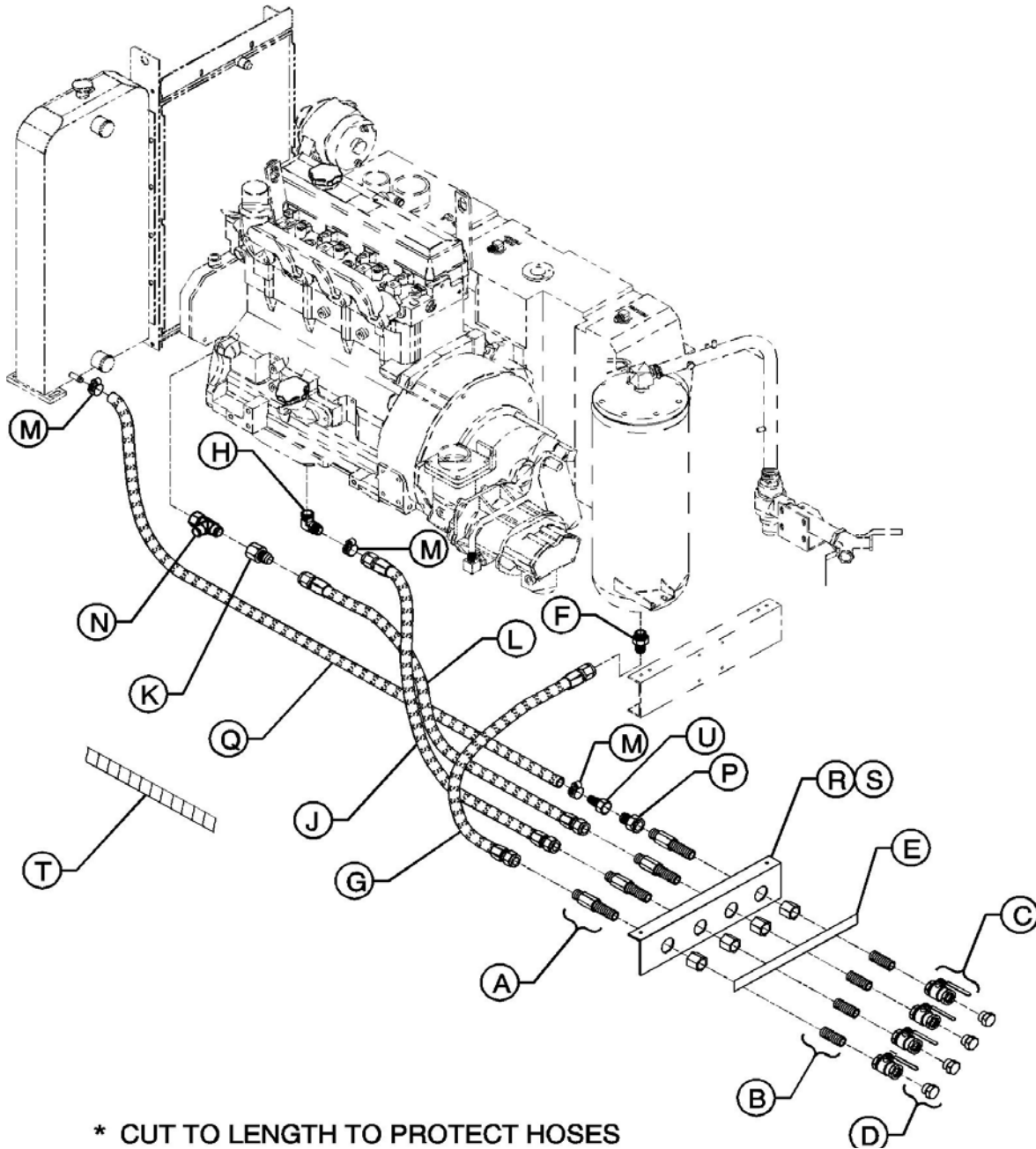
BRAKES, PARK W/ HYDRAULIC
 BRAKES, PARK W/ HYDRAULIC



PLAT_A_OPT_013_04/04_A

ITEM	COMM. NO.	DESCRIPTION	QTY	DIMENSIONS/NOTES
L	95928867	PIN, COTTER .09	2	
M	35126325	CLAMP, CABLE	2	
N	95929006	SCREW, HEX 5/16-18 X 1	1	
P	35126358	SPACER	1	
Q	35517176	CABLE ASM., 78" BRAKE	1	
R	35594076	CABLE ASM., 117" BRAKE	1	
S	35300771	SCREW, TAPPING M06-1.0 X 20	1	
T	35253038	CLAMP, RUBBER COATED	3	
U	35252600	NUT, LOCKING 5/16-18	1	

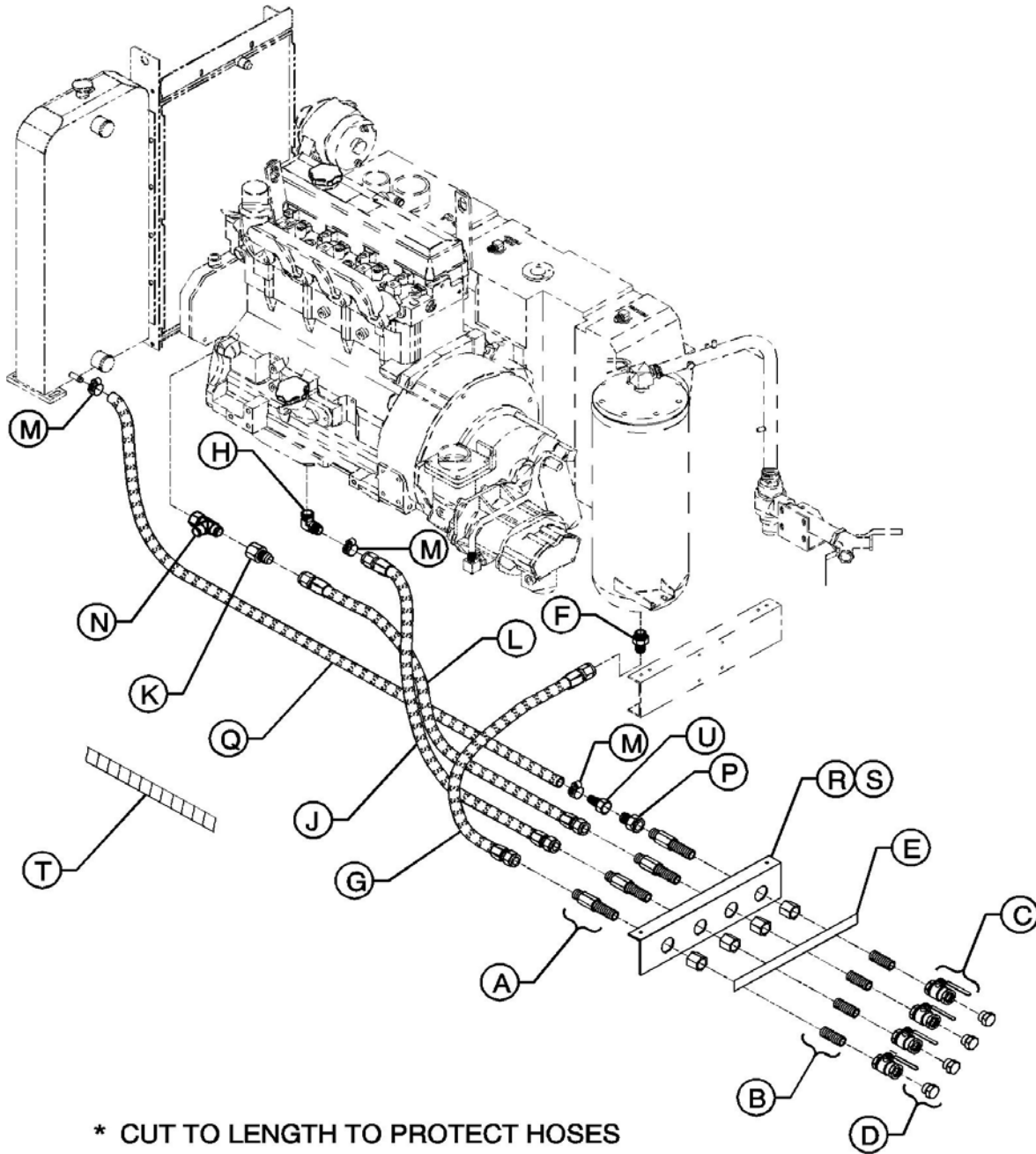
DRAINS, CENTRAL
DRAINS, CENTRAL



* CUT TO LENGTH TO PROTECT HOSES
PLAT_A_OPT_014_04/04_B

ITEM	COMM. NO.	DESCRIPTION	QTY	DIMENSIONS/NOTES
A	35287747	BULKHEAD, FITTING	4	
B	95928040	NIPPLE, CLOSE 3/4	4	
C	36777399	VALVE, BALL 3/4 T-HANDLE	4	
D	95947149	PLUG, HEX COUNTER SINK	4	
E	54629977	DECAL, CENTRAL DRAIN	1	
F	35295880	CONNECTOR, SAE 1.06-12JIC	1	
G	35295807	HOSE ASM.,-12JIC X 24"	1	
H	22104129	ELBOW, 90° M22 X -10JIC	1	
J	35323807	HOSE, -12JIC X 68"	1	
K	35358050	ADAPTER, -16JIC TO -12JIC	1	

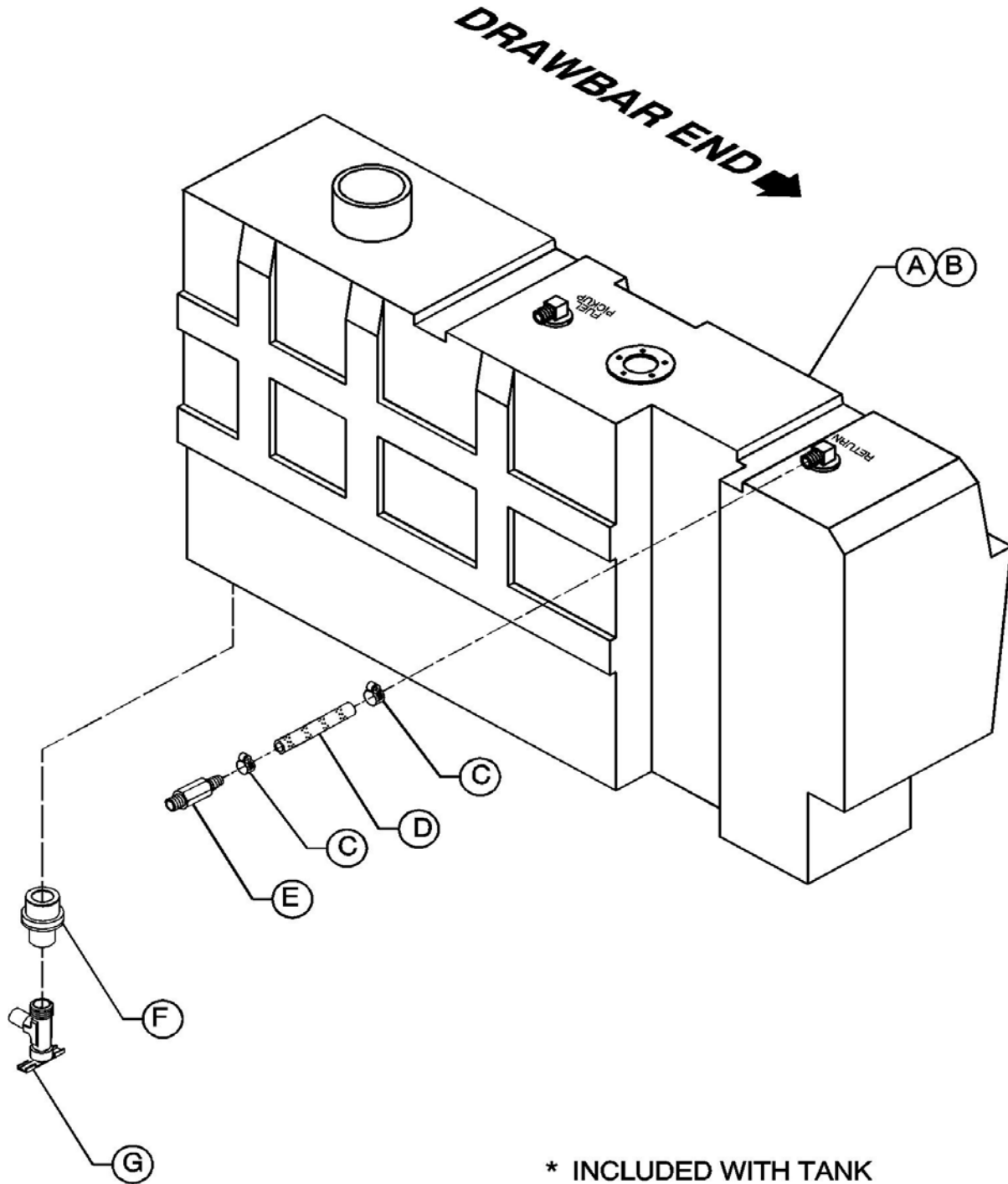
DRAINS, CENTRAL
DRAINS, CENTRAL



PLAT_A_OPT_014_04/04_B

ITEM	COMM. NO.	DESCRIPTION	QTY	DIMENSIONS/NOTES
L	35323815	HOSE	1	
M	95220844	CLAMP, HOSE 9/16	3	
N	35295641	TEE, SWIVEL NUT -16JIC	1	
P	35365774	REDUCER, TUBE	1	
Q	36892479	HOSE	1	
R	36884120	SUPPORT, CENTRAL DRAIN	1	
S	96702444	SCREW, HEX M12-1.75 X 40	4	
T	35291236	COIL, PLASTIC	36"	* SEE NOTE
U	95339552	FITTING, -8JIC HOSE	1	

DRAIN, FUEL TANK
DRAIN, FUEL TANK

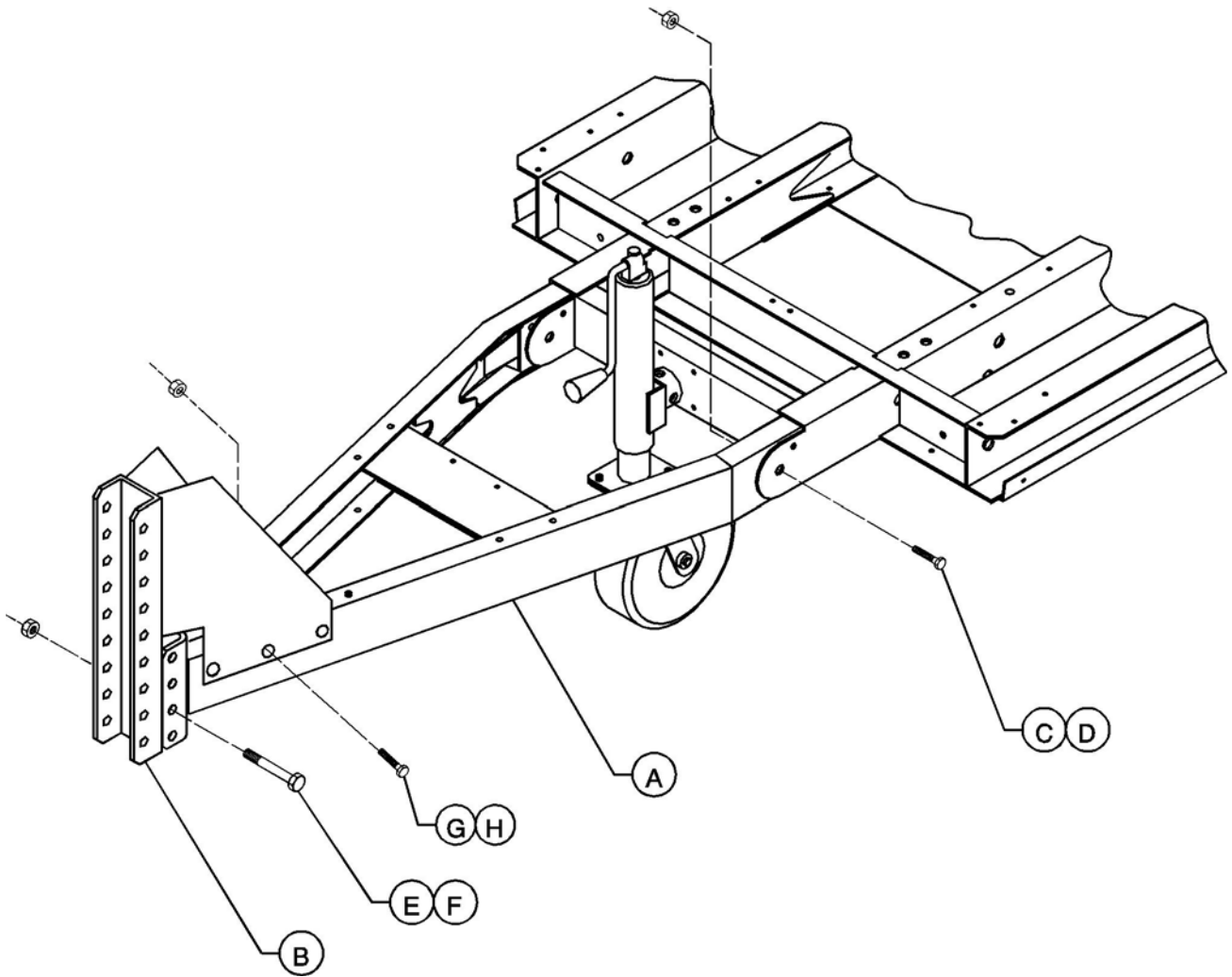


* INCLUDED WITH TANK

PLAT_A_OPT_015_04/04_A

ITEM	COMM. NO.	DESCRIPTION	QTY	DIMENSIONS/NOTES
A	36922813	TANK, FUEL	1	
B	35384577	BUSHING	2	* SEE NOTE
C	35296342	CLAMP, WORM GEAR	2	
D	35363498	HOSE, .31 FUEL	2"	
E	36845493	FILTER, FUEL	1	
F	36891596	ADAPTER, FUEL TANK	1	
G	36782467	VALVE, DRAIN	1	

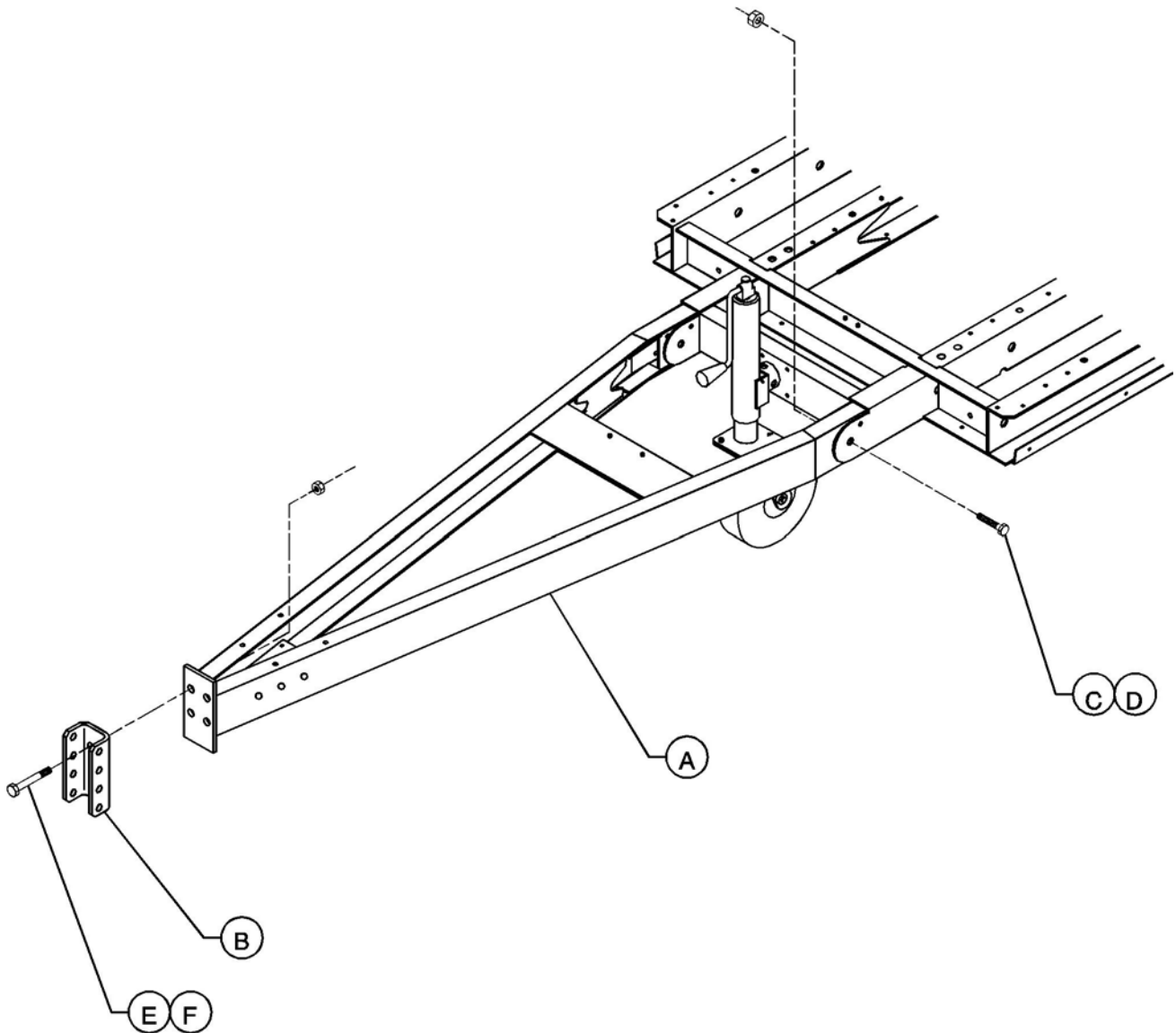
DRAWBAR, ADJUSTABLE HEIGHT
 DRAWBAR, ADJUSTABLE HEIGHT



PLAT_A_OPT_016_04/04_A

ITEM	COMM. NO.	DESCRIPTION	QTY	DIMENSIONS/NOTES
A	36886364	DRAWBAR	1	
B	36882660	LUNETTE, ADJUSTABLE HEIGHT	1	
C	35290113	SCREW, HEX M16-2.0 X 75	2	
D	96704630	NUT, NYLOC M16	2	
E	35376094	SCREW, HEX M16-2.0 X 12	2	
F	96701750	NUT, HEX M16	2	
G	36879492	SCREW, HEX FLANGE M12-1.75 X 25	6	
H	36879203	NUT, HXE FLANGE M12	6	

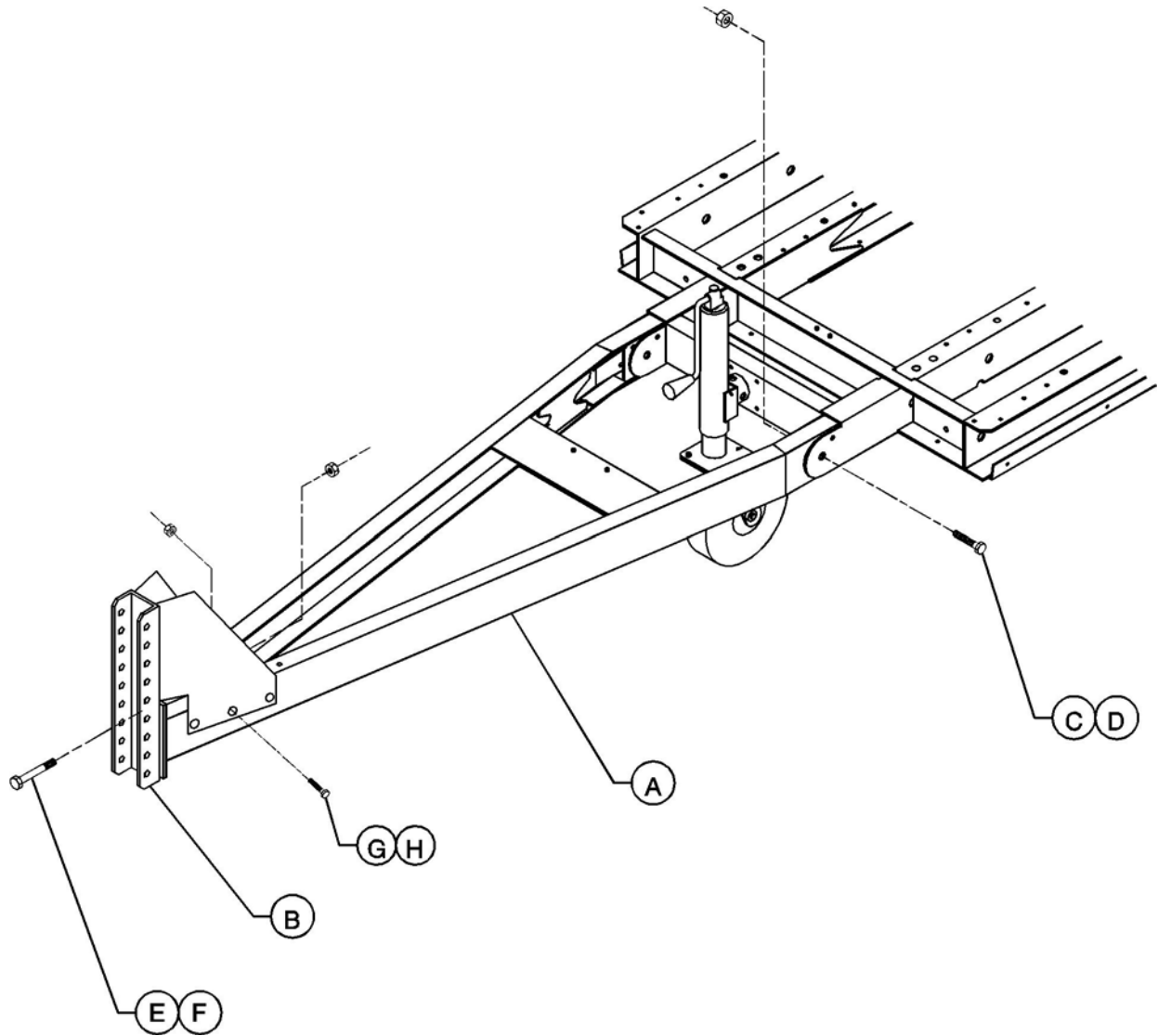
DRAWBAR, EXTENDED
DRAWBAR, EXTENDED



PLAT_A_OPT_017_04/04_A

ITEM	COMM. NO.	DESCRIPTION	QTY	DIMENSIONS/NOTES
A	22125033	DRAWBAR, EXTENDED	1	
B	36757284	CHANNEL, PINTEL MOUNTING	1	
C	35290113	SCREW, HEX M16-2.0 X 75	2	
D	96704630	NUT, NYLOC M16	2	
E	39179072	SCREW, HEX M16-2.0 X 50	4	
F	36879211	NUT, HEX FLANGE M16	4	

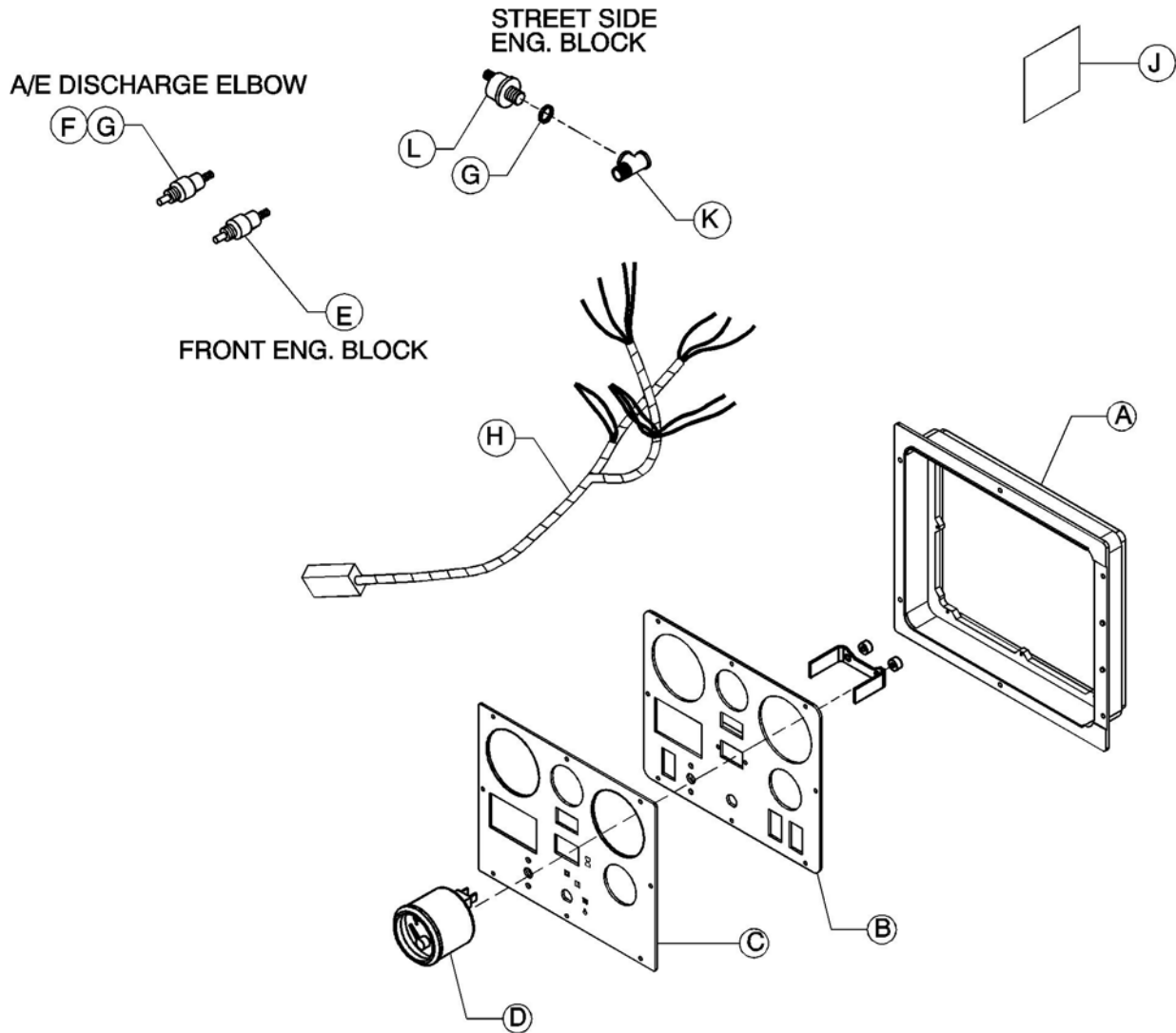
DRAWBAR, EXTENDED / ADJUSTABLE HEIGHT
 DRAWBAR, EXTENDED / ADJUSTABLE HEIGHT



PLAT_A_OPT_018_04/04_A

ITEM	COMM. NO.	DESCRIPTION	QTY	DIMENSIONS/NOTES
A	22125033	DRAWBAR, EXTENDED	1	
B	36882652	LUNETTE, ADJUSTABLE HEIGHT	1	
C	35290113	SCREW, HEX M16-2.0 X 75	2	
D	96704630	NUT, NYLOC M16	2	
E	39179072	SCREW, HEX M16-2.0 X 50	4	
F	36879211	NUT, HEX FLANGE M16	4	
G	36879492	SCREW, HEX FLANGE M12-1.75 X 25	6	
H	36879203	NUT, HXE FLANGE M12	6	

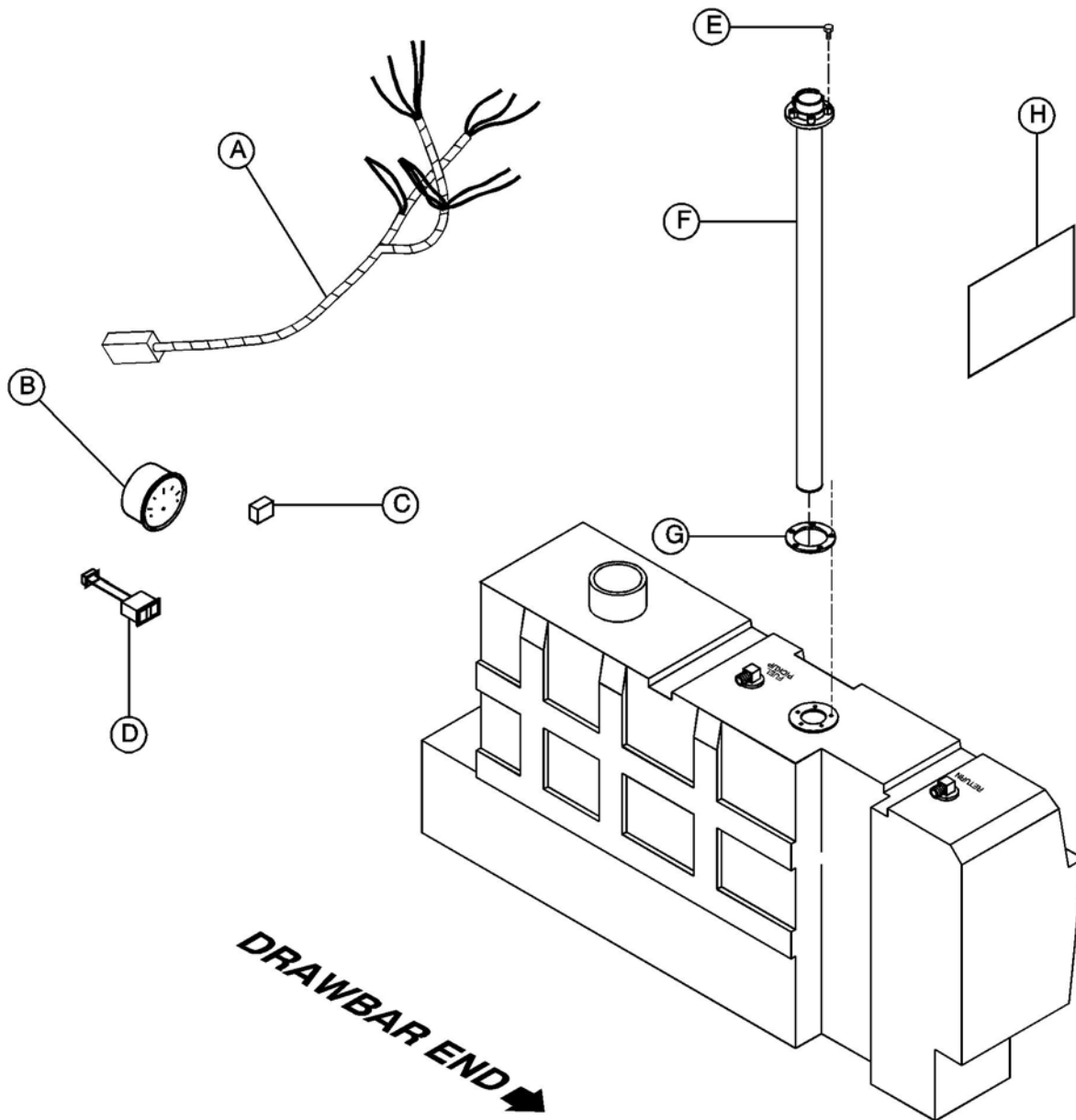
GAUGE, 4-in-1
GAUGE, 4-in-1



PLAT_A_OPT_019_04/04_A

ITEM	COMM. NO.	DESCRIPTION	QTY	DIMENSIONS/NOTES
A	54749601	FRAME, WW INSTRUMENT PANEL	1	
B	22171680	PANEL, INSTRUMENT	1	
C	22171698	DECAL, WW INSTRUMENT PANEL	1	
D	22058291	GAUGE, 4-in-1	1	
E	35367218	SENDER, ENGINE TEMPERATURE	1	
F	35372457	SENDER, DISCHARGE TEMPERATURE	1	
G	35278571	O-RING	1	
H	22219729	HARNESS, OPTION WIRING	1	
J	22361828	DECAL, OPTION WIRING	1	
K	39127287	TEE, 1/8 STREET	1	
L	36870608	SENDER, OIL PRESSURE	1	

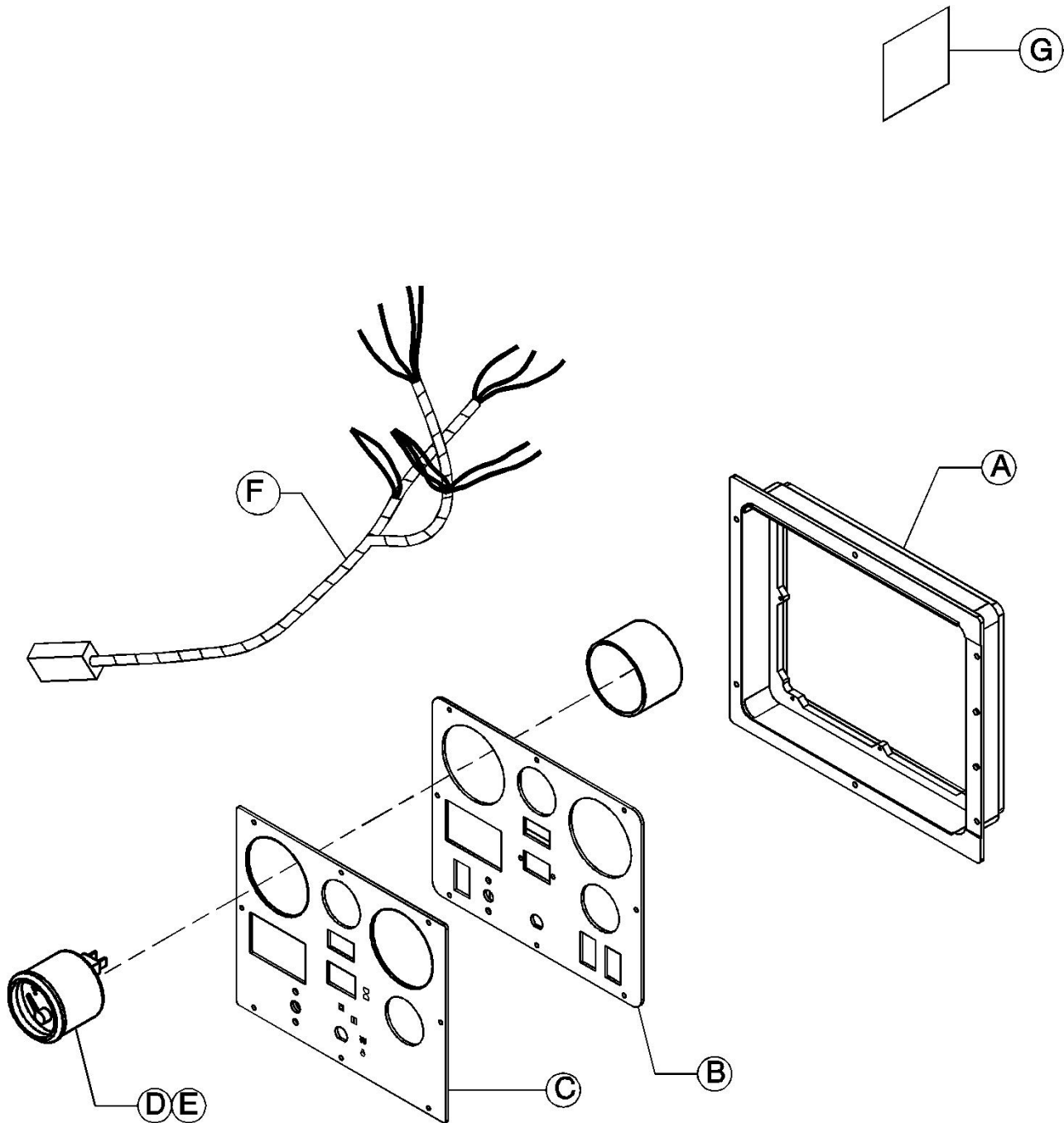
GAUGE, FUEL LEVEL
GAUGE, FUEL LEVEL



PLAT_A_OPT_020_04/04_A

ITEM	COMM. NO.	DESCRIPTION	QTY	DIMENSIONS/NOTES
A	22219711	HARNESS, FUEL GAUGE	1	
B	35604099	GAUGE, FUEL	1	
C	54368048	RELAY	1	
D	54774112	MODULE, 2 LIGHT WARNING	1	
E	95916532	SCREW, FILLISTER HD #10-32 X 1/2	5	
F	22058531	SENDER, FUEL LEVEL	1	
G	35361849	GASKET, FUEL SENDER	1	
H	22339196	DECAL, FUEL OPTION	1	

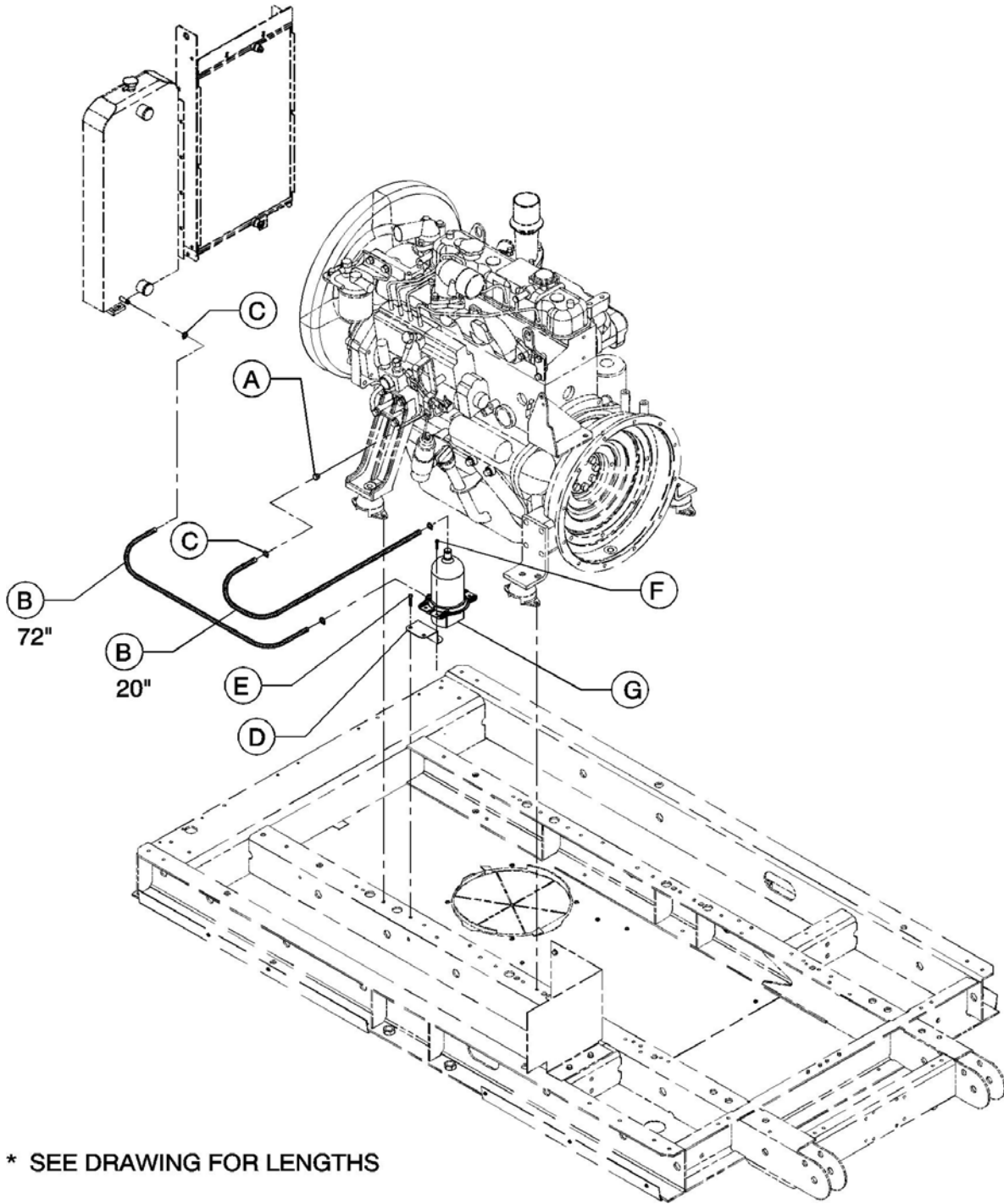
GAUGE, TACHOMETER
GAUGE, TACHOMETER



PLAT_A_OPT_021_04/04_A

ITEM	COMM. NO.	DESCRIPTION	QTY	DIMENSIONS/NOTES
A	54749601	FRAME, WW INSTRUMENT PANEL	1	
B	22171680	PANEL, INSTRUMENT	1	
C	22171698	DECAL, WW INSTRUMENT PANEL	1	
D	22055883	GAUGE, TACHOMETER	1	
E	22137426	LAMP,28V	1	
F	22219729	HARNESS, OPTION WIRING	1	
G	22361828	DECAL, OPTION WIRING	1	

HEATER, BLOCK
HEATER, BLOCK

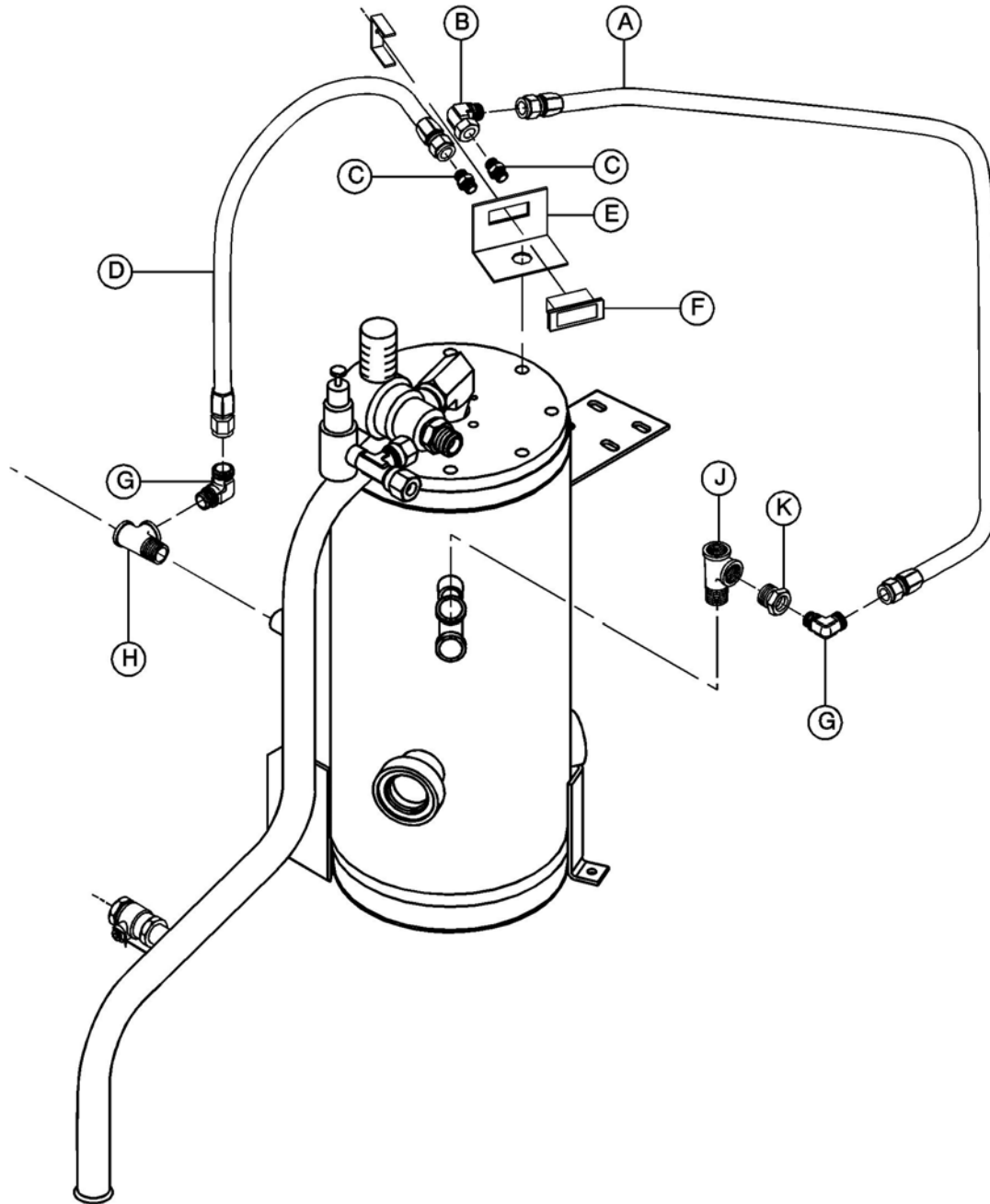


* SEE DRAWING FOR LENGTHS

PLAT_A_OPT_024_04/04

ITEM	COMM. NO.	DESCRIPTION	QTY	DIMENSIONS/NOTES
A	95938601	BUSHING, REDUCING	1	
B	35326578	HOSE, HEATER	*	SEE LENGTHS ABOVE
C	95220844	CLAMP, HOSE	4	
D	54593967	BRACKET, HEATER	1	
E	35279025	SCREW, TAPPING M08-1.25 X 20	2	
F	92368687	SCREW, TAPPING M06-1.0 X 12	2	
G	54541263	TANK, HEATER	1	

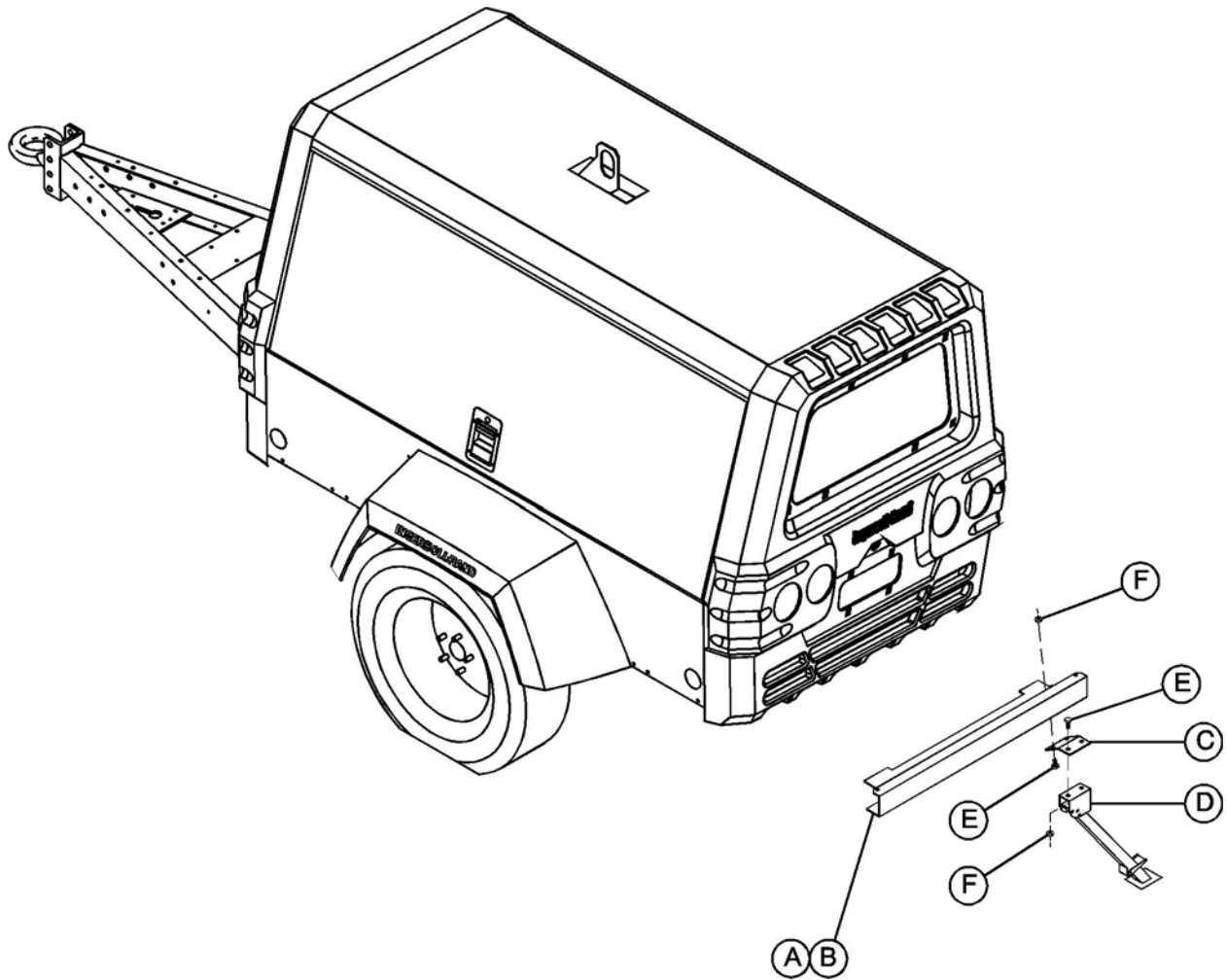
INDICATOR, SEPARATOR DELTA P
 INDICATOR, SEPARATOR DELTA P



PLAT_A_OPT_025_04/04_A

ITEM	COMM. NO.	DESCRIPTION	QTY	DIMENSIONS/NOTES
A	35358662	HOSE, -4JIC X 19"	1	
B	95287629	ADAPTER, 1/8 NPT X 1/4 JIC	2	
C	35260352	ELBOW, SWIVEL NUT -4 JIC	1	
D	35315407	HOSE, -4 JIC X 24"	1	
E	36841922	BRACKET, SEP INDICATOR MOUNTING	1	
F	35825546	INDICATOR, SEPARATOR ELEMENT	1	
G	35283464	ELBOW, 1/4 NPT X -4 JIC	2	
H	95944690	TEE, STREET 1/4 NPT	1	
J	35301373	TEE, STREET 1/2 NPT	1	
K	95944625	BUSHING, REDUCING 1/2 NPT X 1/4 NPT	1	

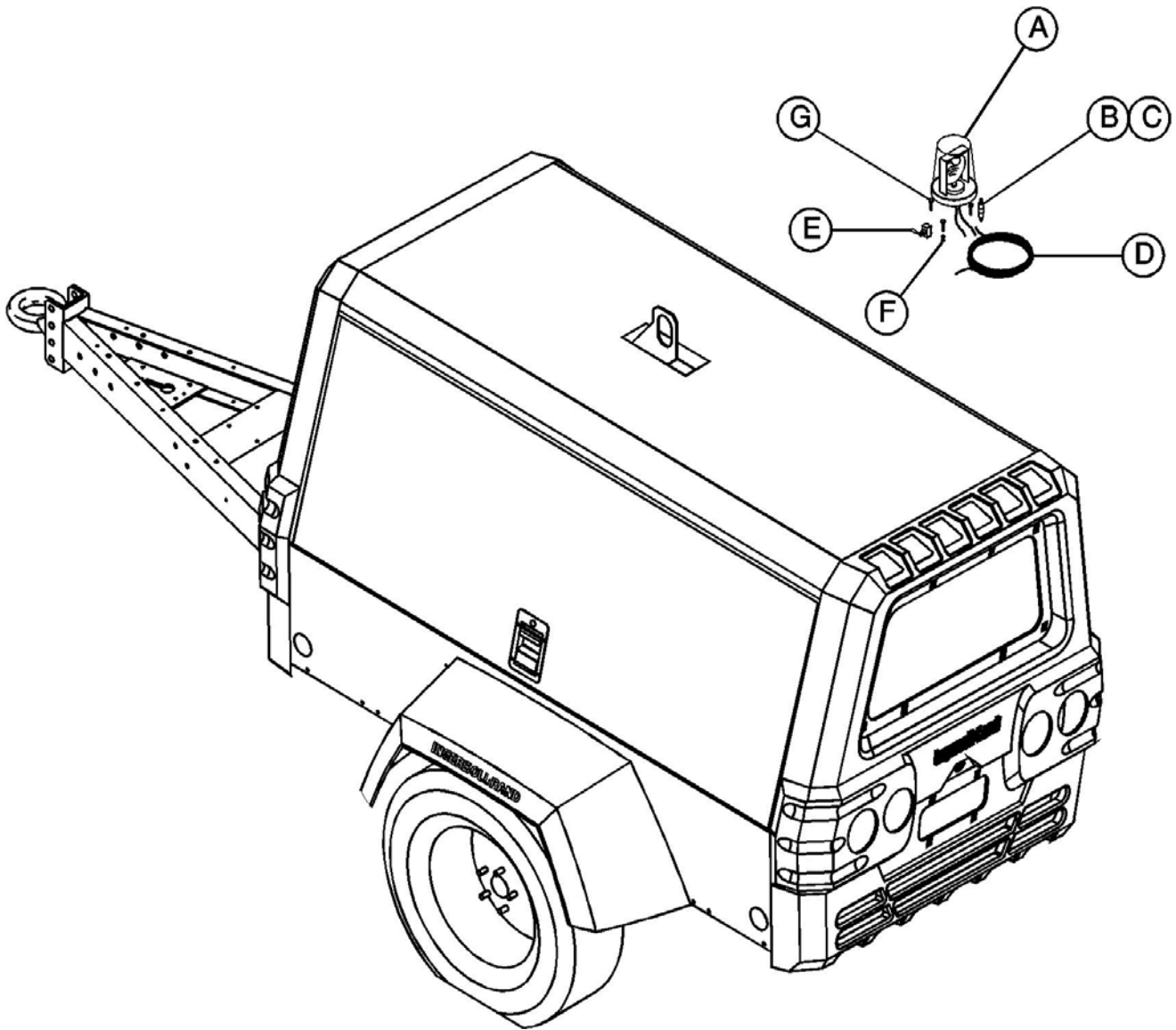
DROPLEG, BUMPER w/ REAR
 DROPLEG, BUMPER w/ REAR



PLAT_A_OPT_026_04/04_A

ITEM	COMM. NO.	DESCRIPTION	QTY	DIMENSIONS/NOTES
A	36921930	BUMPER	1	
B	35148030	SCREW, TAPPING 1/2-13 X 1"	4	
C	36778124	BRACKET, DROPLEG	1	
D	36726586	DROPLEG	1	
E	35376953	SCREW, HEX M10-1.50 X 20	4	
F	36879195	NUT, HEX M10-1.50	4	

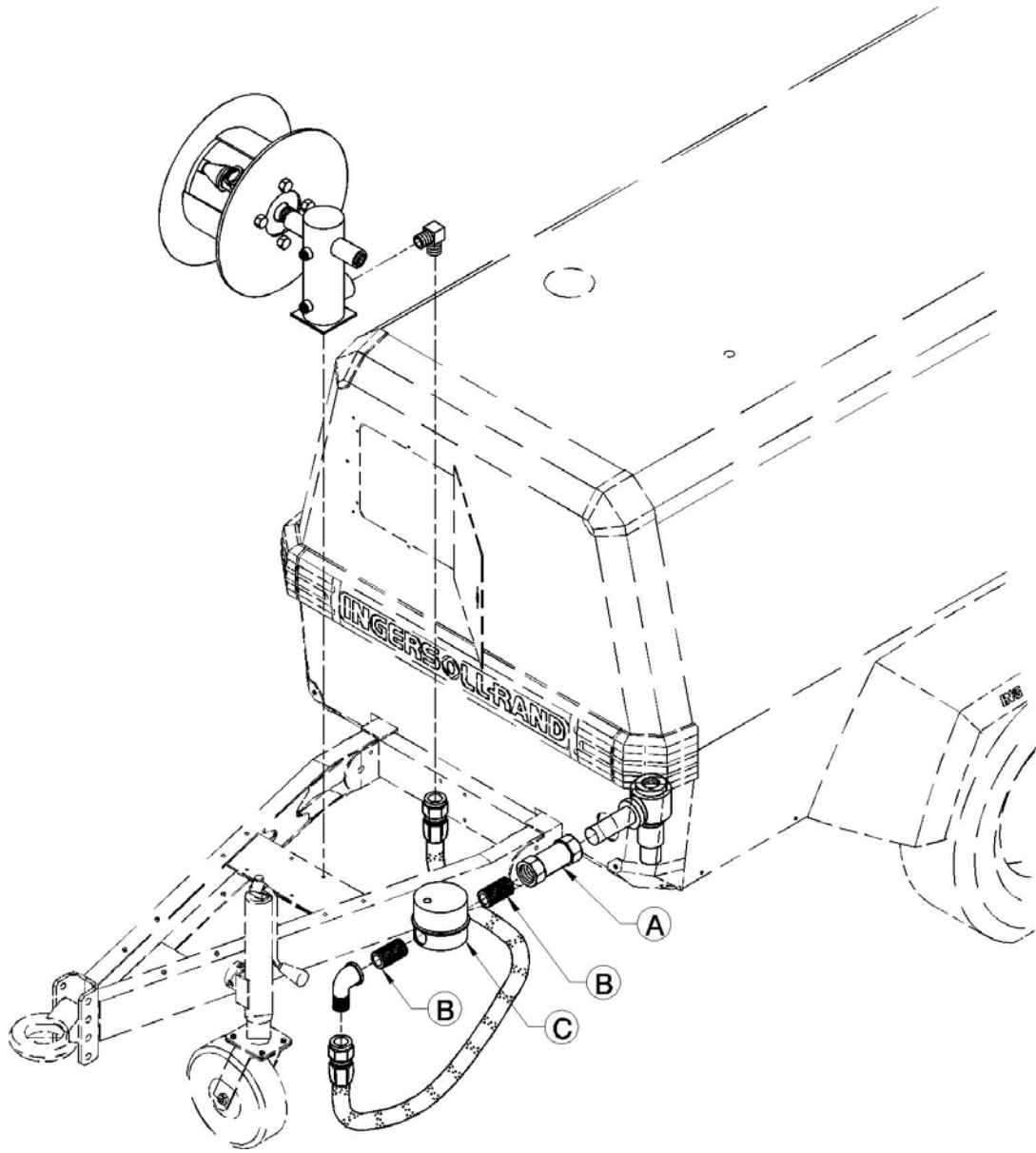
LIGHT, REVOLVING AMBER
 LIGHT, REVOLVING AMBER



PLAT_A_OPT_027_04/04_A

ITEM	COMM. NO.	DESCRIPTION	QTY	DIMENSIONS/NOTES
A	35366111	LIGHT, AMBER FLASHNG	1	
B	35316645	FUSEHOLDER	1	
C	35298041	FUSE, 20 AMP	1	
D	35124114	WIRE, 14 AWG	120"	
E	35337435	SWITCH, TOGGLE	6	
F	95163473	SCREW, HEX #10-32 X 1.25"	3	

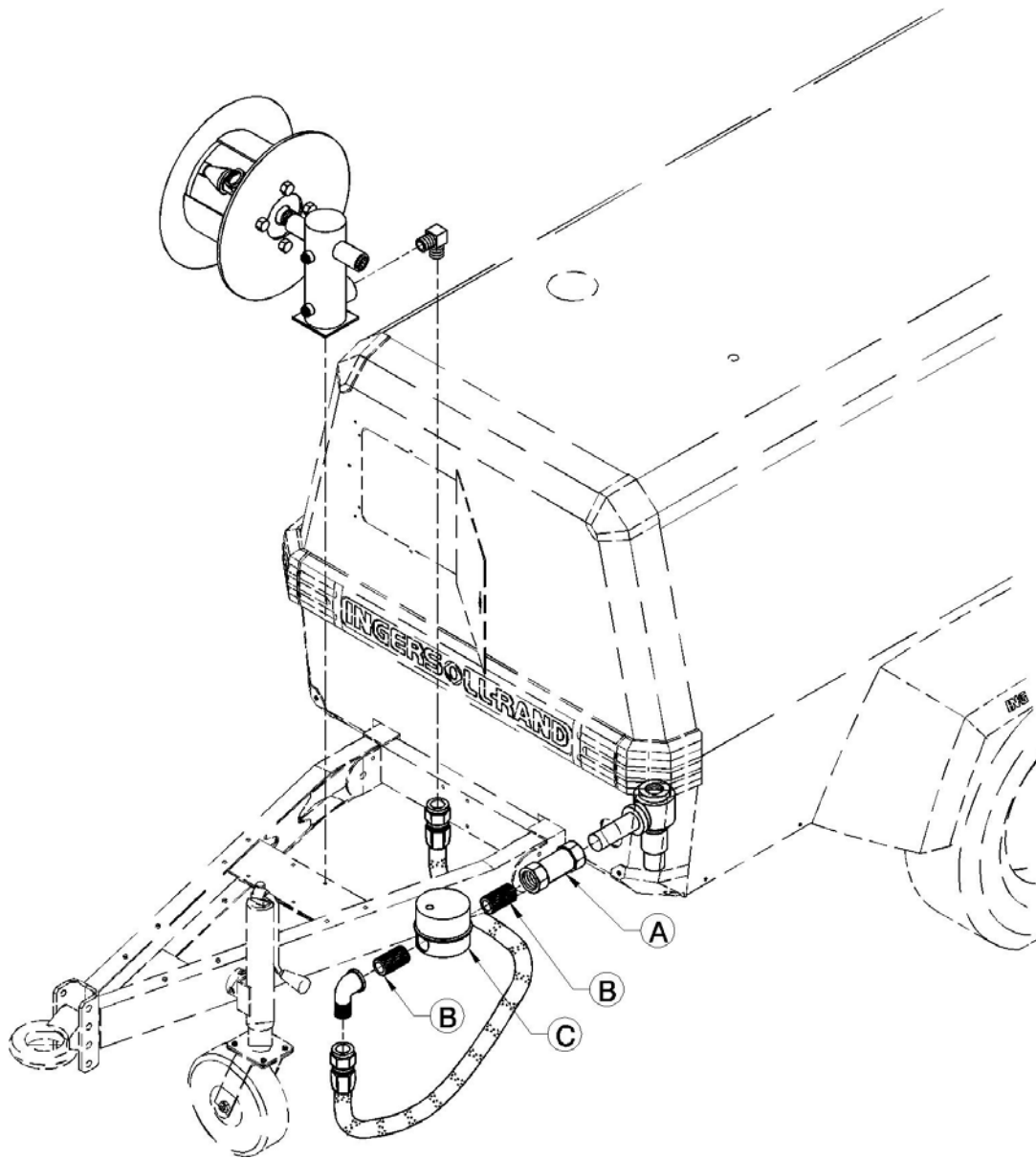
OILER, 1 QUART HOSE REEL
 OILER, 1 QUART HOSE REEL



PLAT_A_OPT_028_04/04_A

ITEM	COMM. NO.	DESCRIPTION	QTY	DIMENSIONS/NOTES
A	95941373	UNION, 1-1/4 NPT	1	
B	95953600	NIPPLE, 1-1/4 X 2	2	
C	35255025	LUBRICATOR, 1 QT.	1	

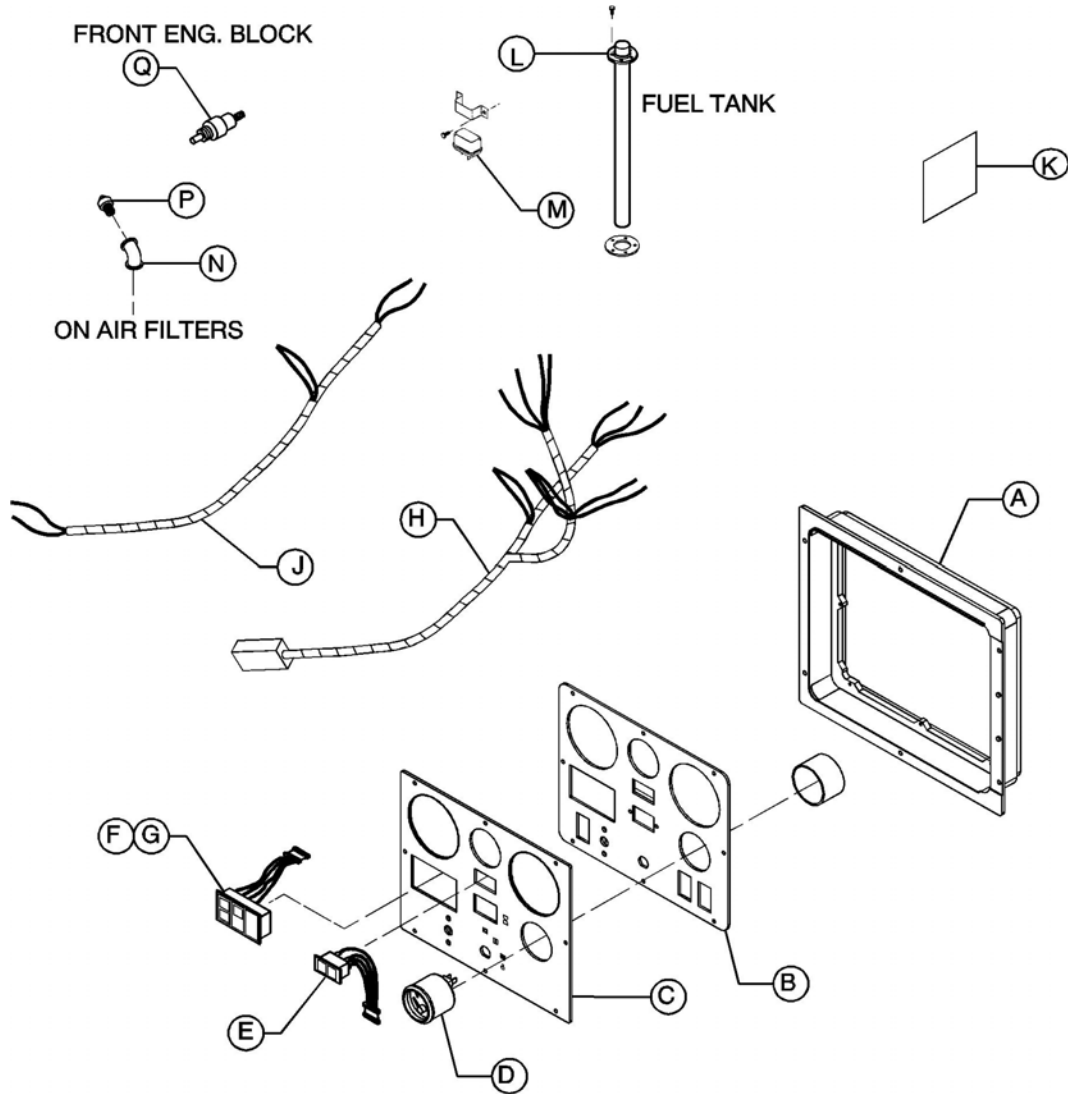
OILER, 2 QUART HOSE REEL
 OILER, 2 QUART HOSE REEL



PLAT_A_OPT_028_04/04_A

ITEM	COMM. NO.	DESCRIPTION	QTY	DIMENSIONS/NOTES
A	95941373	UNION, 1-1/4 NPT	1	
B	95953600	NIPPLE, 1-1/4 X 2	2	
C	35356252	LUBRICATOR, 2 QT.	1	

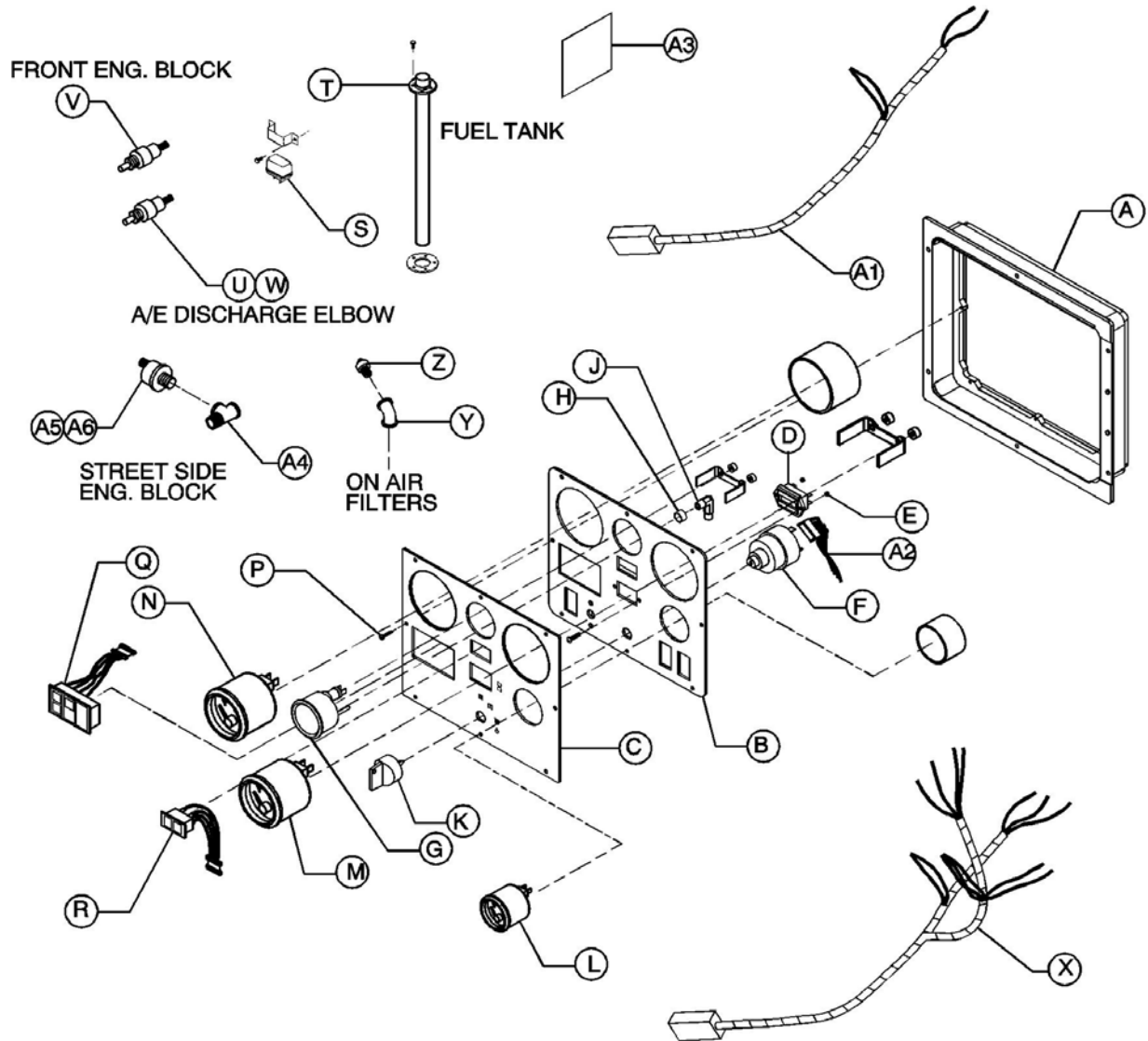
PANEL, FULL DIAGNOSTICS INSTRUMENT w/ ELECTRIC AFRI
 PANEL, FULL DIAGNOSTICS INSTRUMENT w/ ELECTRIC AFRI



PLAT_A_OPT_030_04/04_A

ITEM	COMM. NO.	DESCRIPTION	QTY	DIMENSIONS/NOTES
A	54749601	FRAME, WW INSTRUMENT PANEL	1	
B	22171680	PANEL, INSTRUMENT	1	
C	22171698	DECAL, WW INSTRUMENT PANEL	1	
D	35604099	GAUGE, FUEL LEVEL	1	
E	54774112	MODULE, 2 LIGHT WARNING	1	
F	22347009	MODULE, 4 LIGHT DIAGNOSTIC	1	
G	22347017	LIGHTS, DIAGNOSTIC	1	
H	22219729	HARNESS, OPTION WIRING	1	
J	36842839	HARNESS, AIR FILTER RESTRICTION	1	
K	22361828	DECAL, OPTION WIRING	1	
L	22058531	SENDER, FUEL LEVEL	1	
M	54368048	RELAY, FUEL SHUTDOWN	1	
N	95956199	ELBOW, STREET 1/8 NPT X 45o	2	
P	36847838	SWITCH, VACUUM	2	
Q	33567218	SENDER, ENGINE TEMPERATURE	1	

PANEL, FULL GAUGE INSTRUMENT wo/ START-RUN VALVE
 PANEL, FULL GAUGE INSTRUMENT wo/ START-RUN VALVE

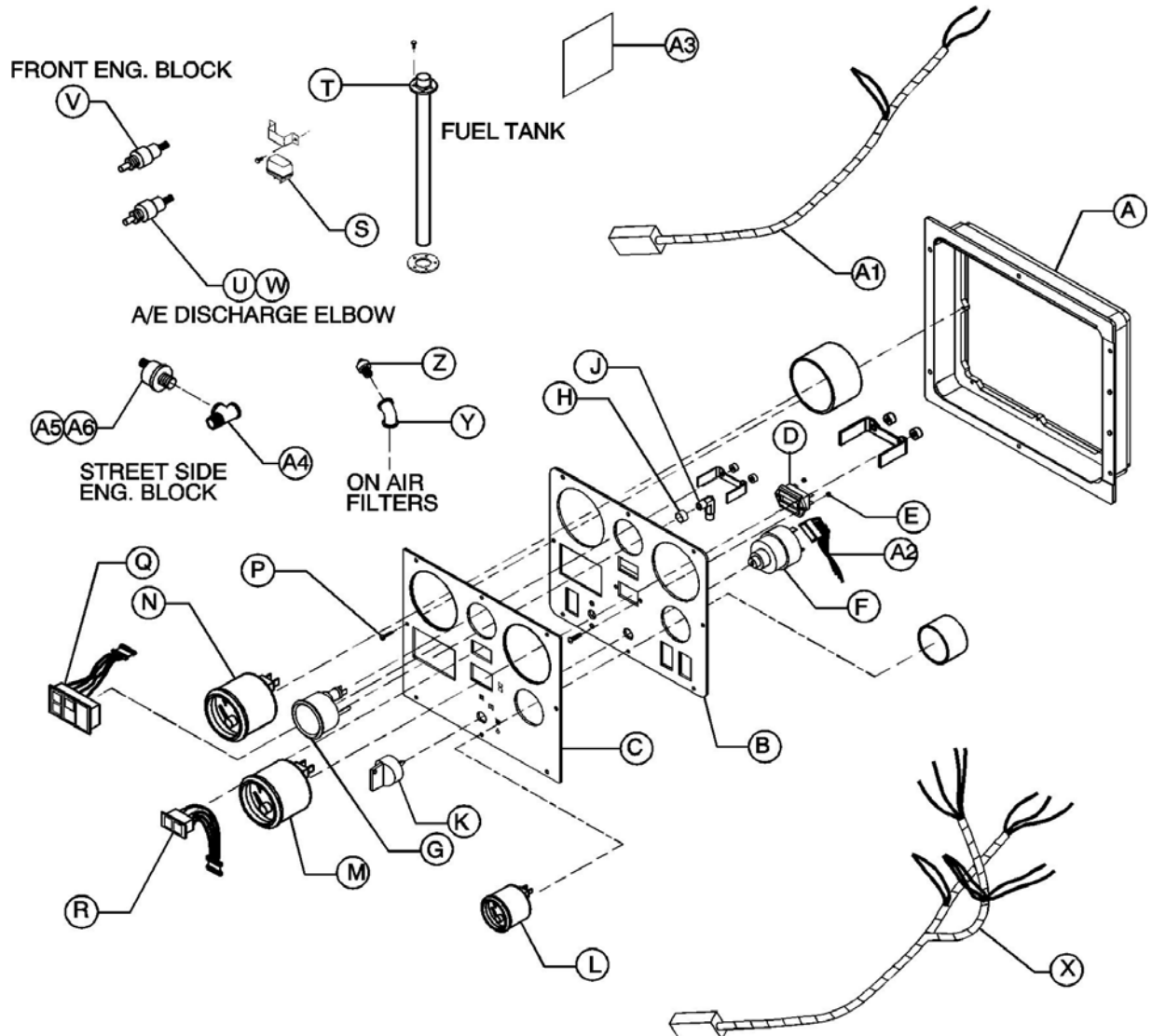


PLAT_A_OPT_031_04/04_A

ITEM	COMM. NO.	DESCRIPTION	QTY	DIMENSIONS/NOTES
A	54749601	FRAME, WW INSTRUMENT PANEL	1	
B	22171680	PANEL, INSTRUMENT	1	
C	22171698	DECAL, WW INSTRUMENT PANEL	1	
D	22054175	METER, ELECT/MECH HOUR	1	
E	22054159	NUT, PLASTIC #4-40	2	
F	22127385	SWITCH, IGNITION	1	
G	35604065	GAUGE, 150 PSI PRESSURE	1	
H	95935599	COUPLING, STD 1/8 NPT X .75"	1	
J	35370386	ELBOW, 1/8 NPT X 3/8 TUBE	1	
K	22134118	KNOB ASM.	1	
L	35604099	GAUGE, FUEL LEVEL	1	
M	22058291	GAUGE, 4 in 1	1	
N	22055883	TACHOMETER	1	
P	22070494	SCREW, PAN HD #8-32 X 0.6	8	
Q	54774112	MODULE, 2 LIGHT WARNING	1	

PANEL, FULL GAUGE INSTRUMENT wo/ START-RUN VALVE

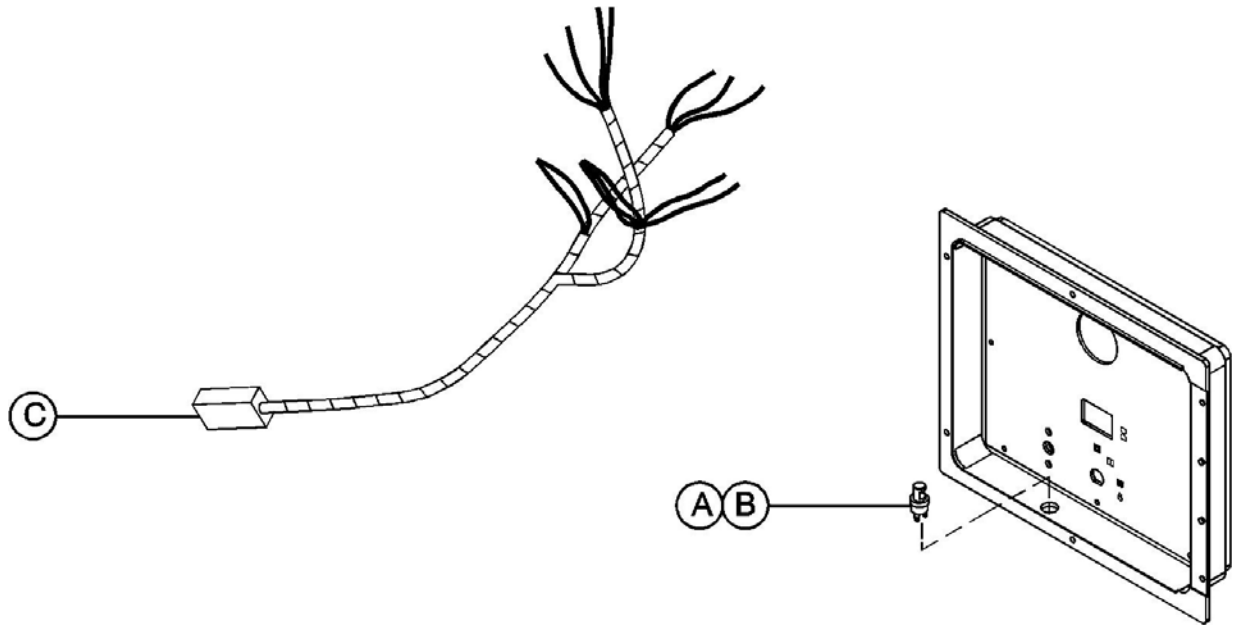
PANEL, FULL GAUGE INSTRUMENT wo/ START-RUN VALVE



PLAT_A_OPT_031_04/04_A

ITEM	COMM. NO.	DESCRIPTION	QTY	DIMENSIONS/NOTES
R	22347009	MODULE, 4 LIGHT DIAGNOSTIC	1	
S	54368048	RELAY, FUEL SHUTDOWN	1	
T	22058531	SENDER, FUEL LEVEL	1	
U	35372457	SENDER, DISCHARGE TEMPERATURE	1	
V	33567218	SENDER, ENGINE TEMPERATURE	2	
W	35278571	O-RING	1	
X	22219729	HARNESS, OPTION WIRING	1	
Y	95956199	ELBOW, STREET 1/8 NPT X 45o	1	
Z	36847838	SWITCH, VACUUM	1	
A1	36842839	HARNESS, AIR FILTER RESTRICTION	1	
A2	22199079	ADAPTER, SWITCH	1	
A3	22361828	DECAL, OPTION WIRING	1	
A4	39127287	TEE, 1/8 NPT STREET	1	
A5	35327535	TAB, MALE SPADE	8	
A6	36780608	SENDER, OIL PRESSURE	1	

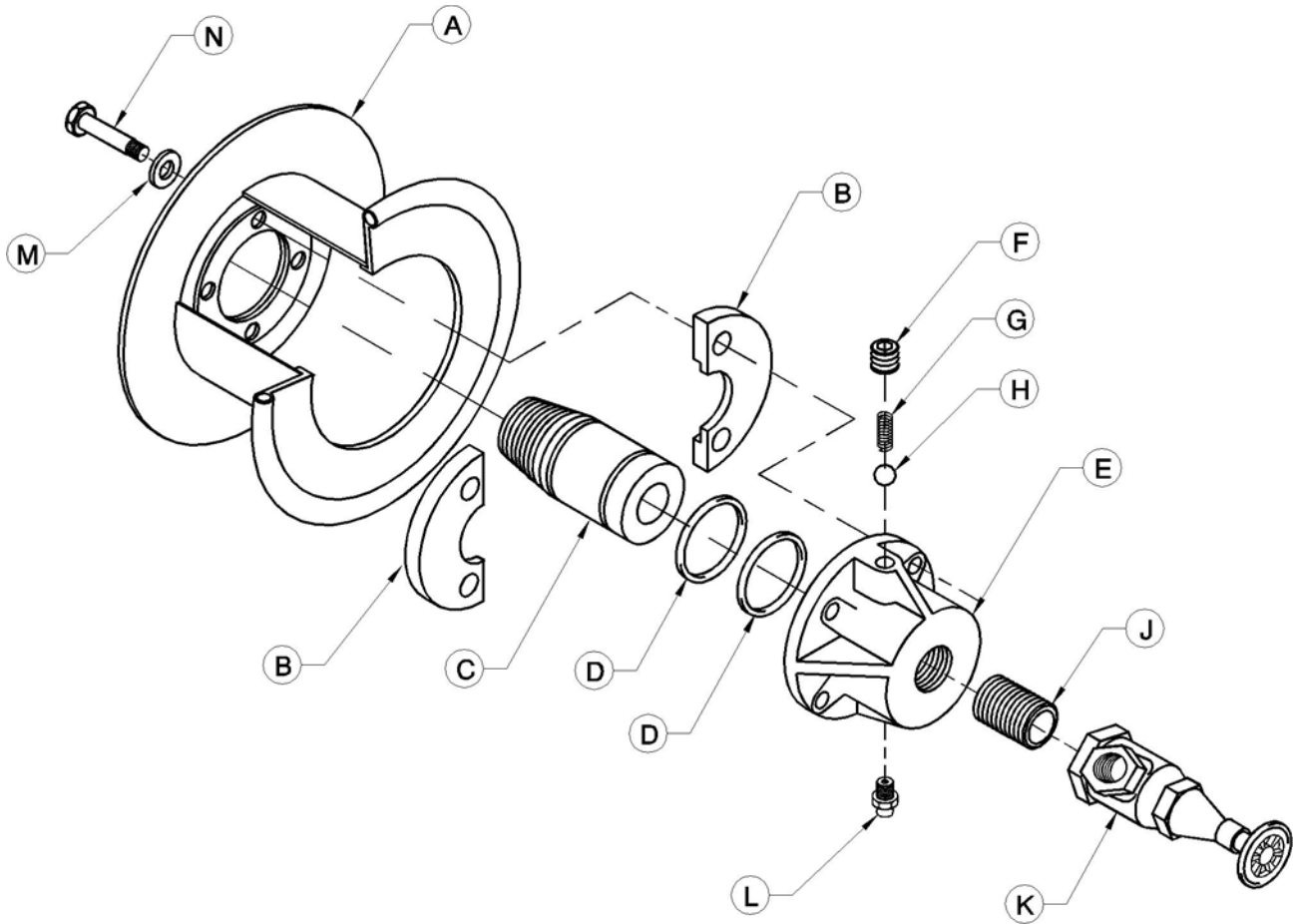
LAMP, PANEL ILLUMINATION
 LAMP, PANEL ILLUMINATION



PLAT_A_OPT_032_04/04_A

ITEM	COMM. NO.	DESCRIPTION	QTY	DIMENSIONS/NOTES
A	36852622	LAMP ASM., MINATURE	1	
B	35333236	BULB, INCANDESCENT 12 V	1	
C	22074843	HARNESS, PANEL LIGHT	1	

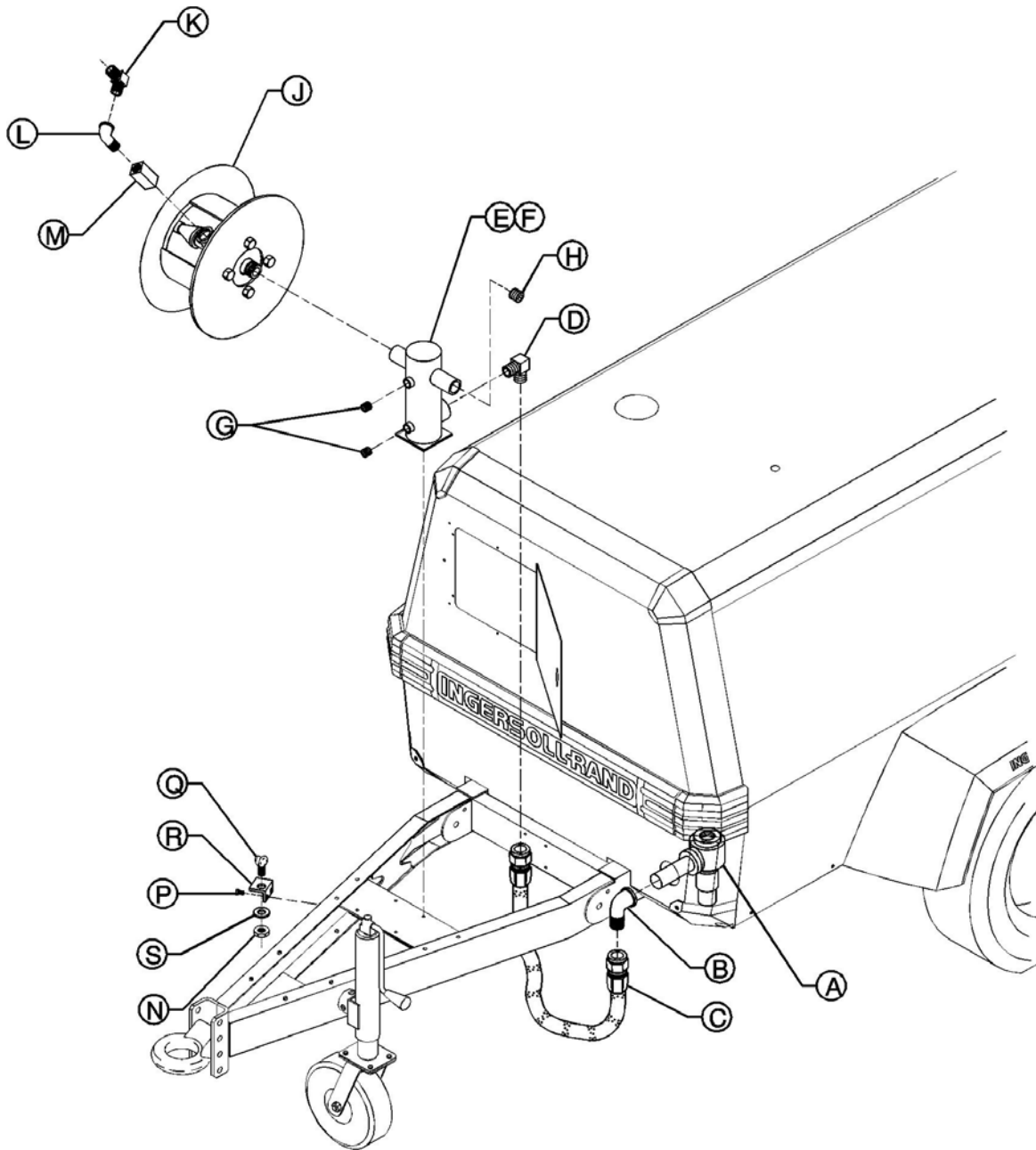
REEL ASM., HOSE
 REEL ASM., HOSE



PLAT_A_OPT_033_04/04_A

ITEM	COMM. NO.	DESCRIPTION	QTY	DIMENSIONS/NOTES
A	36765212	HOSE REEL	1	
B	36765188	COVER, BEARING	2	
C	36765196	SHAFT, BEARING	1	
D	95358297	O-RING	2	
E	36762706	BEARING, HOSE REEL	1	
F	95928222	PLUG	1	
G	90671242	SPRING	1	
H	35221902	BALL, RETARD	1	
J	95928040	NIPPLE	1	
K	95072971	VALVE, GLOBE	1	
L	35221894	FITTING, 1/8" LUBE	1	
M	95937413	WASHER, 3/8" LOCK	4	
N	95934584	SCREW, HEX 3/8-16 X 1.50"	4	

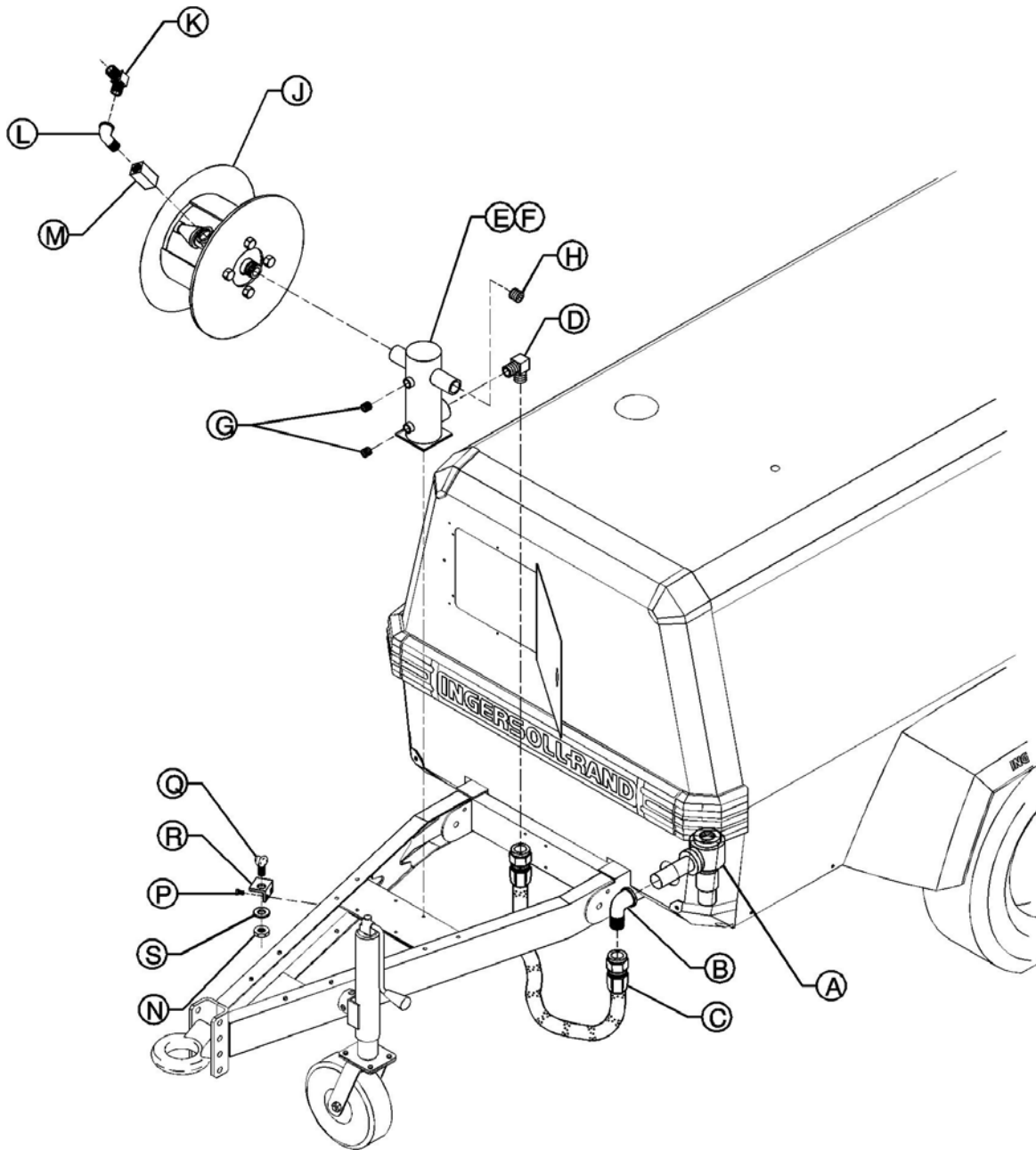
REEL, SINGLE HOSE
 REEL, SINGLE HOSE



PLAT_A_OPT_034_04/04_A

ITEM	COMM. NO.	DESCRIPTION	QTY	DIMENSIONS/NOTES
A	36776219	VALVE, MINIMUM PRESSURE CHECK	1	
B	95286530	ELBOW, 90o	1	
C	35117480	HOSE	1	
D	95219861	ELBOW, JIC TUBE	1	
E	36755460	MANIFOLD, HOSE REEL	1	
F	96702659	SCREW, HEX M08-1.25 X 25	4	
G	95947149	PLUG, HEX COUNTERSINK 3/4"	2	
H	95928248	PLUG, HEX COUNTERSINK 1-1/4"	1	
J	35097914	REEL ASM., HOSE	1	
K	95928198	ELBOW, STREET 3/4 NPT X 45o	1	

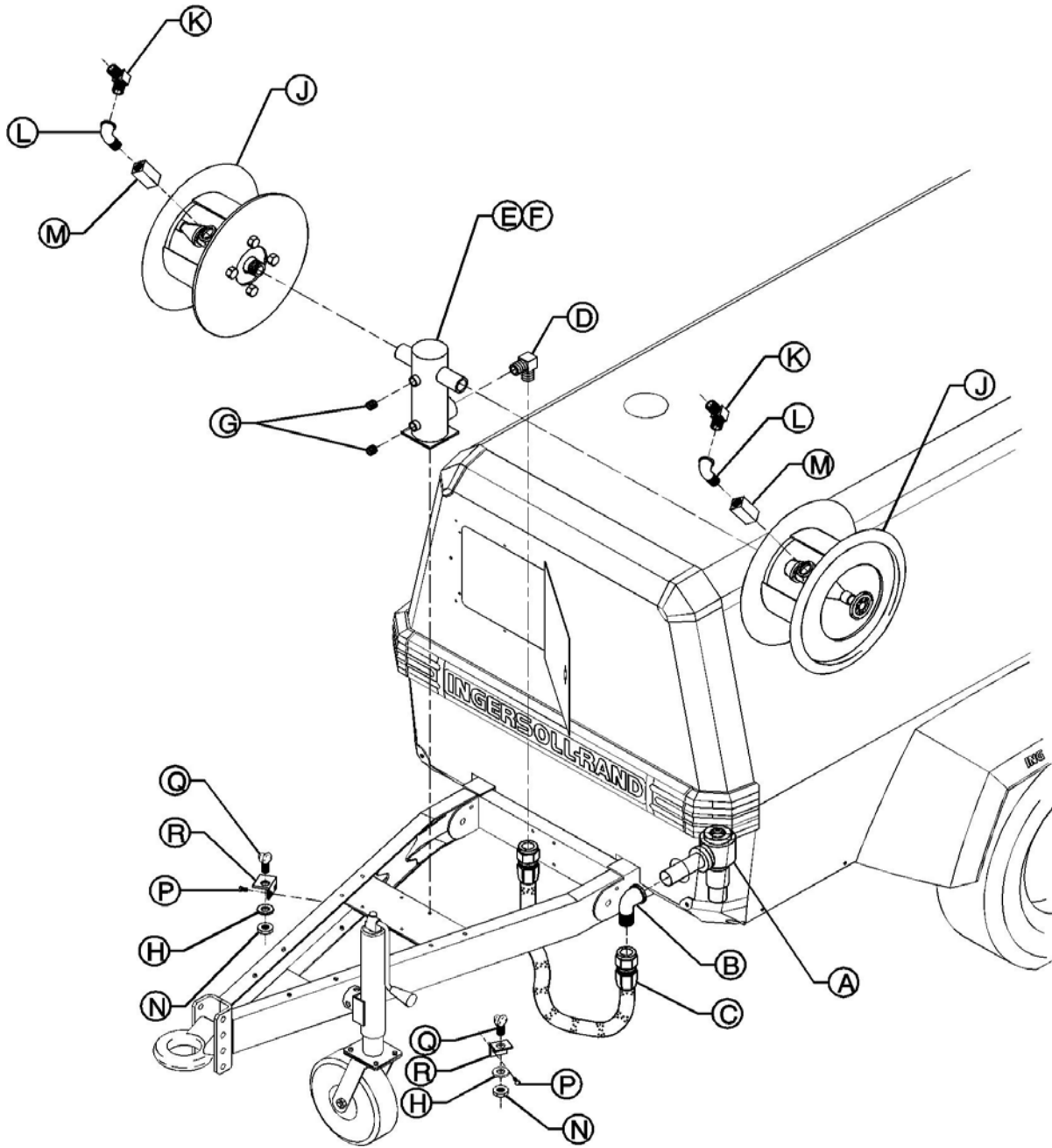
REEL, SINGLE HOSE
 REEL, SINGLE HOSE



PLAT_A_OPT_034_04/04_A

ITEM	COMM. NO.	DESCRIPTION	QTY	DIMENSIONS/NOTES
L	95928172	ELBOW, STREET 3/4" X 90o	1	
M	35364371	VALVE, OSHA CHECK	1	P110A WIR
	35364389	VALVE, OSHA CHECK	1	P135A WIR
	35364397	VALVE, OSHA CHECK	1	P185A & XP185A WIR
N	35153972	CAP, HOSE LOCK	2	
P	92368687	SCREW, TAPPING M06-1.0 X 14	1	
Q	35221910	LOCK, COUPLING HOSE	1	
R	35296748	BRACKET, HOSE REEL LOCK	1	
S	95928321	WASHER, FLAT 7/8"	2	

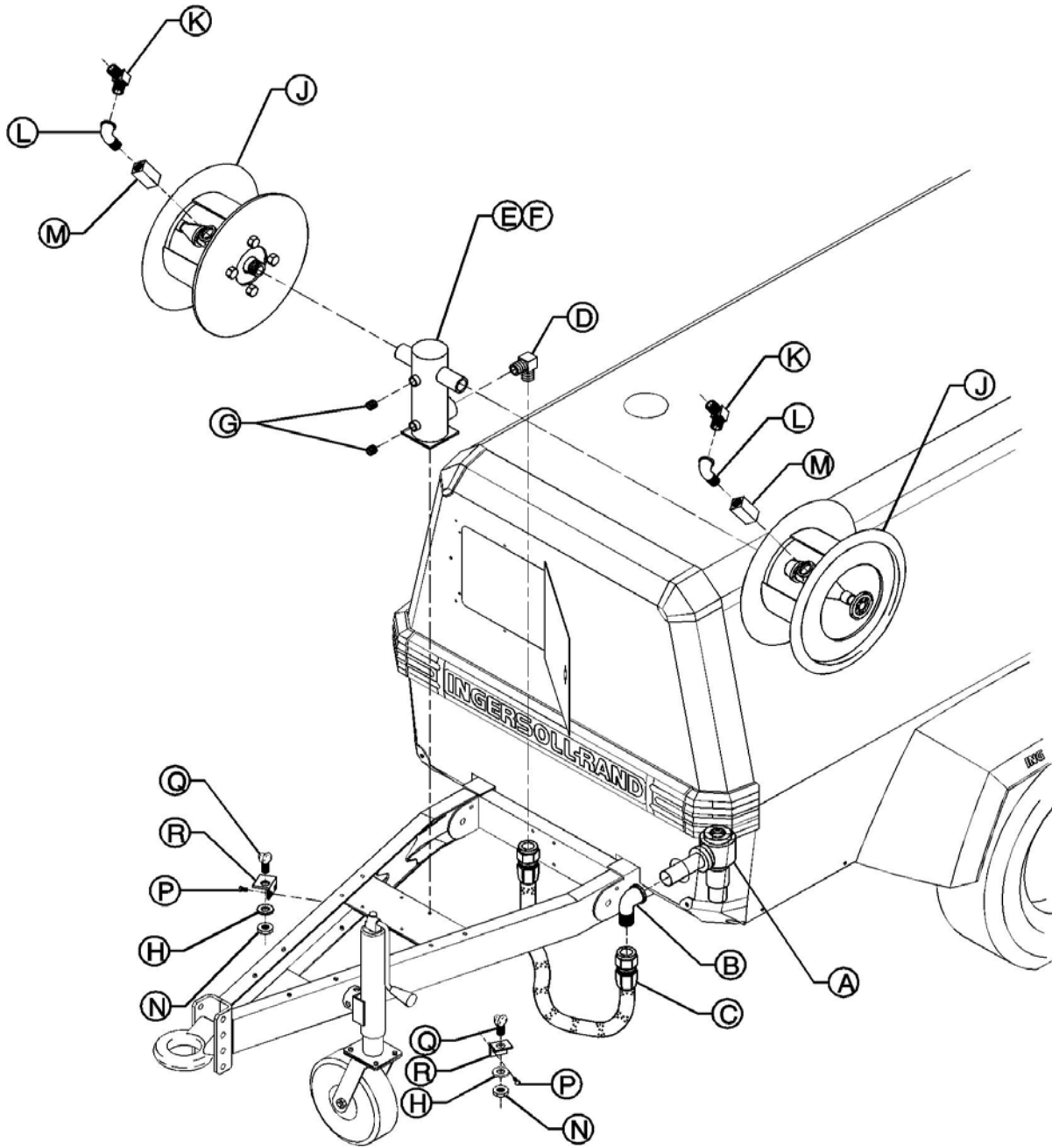
REEL, DOUBLE HOSE
REEL, DOUBLE HOSE



PLAT_A_OPT_035_04/04_A

ITEM	COMM. NO.	DESCRIPTION	QTY	DIMENSIONS/NOTES
A	36776219	VALVE, MINIMUM PRESSURE CHECK	1	
B	95286530	ELBOW, 90°	1	
C	35117480	HOSE	1	
D	95219861	ELBOW, JIC TUBE	1	
E	36755460	MANIFOLD, HOSE REEL	1	
F	96702659	SCREW, HEX M08-1.25 X 25	4	
G	95947149	PLUG, HEX COUNTERSINK 3/4"	2	
H	95928321	WASHER, FLAT 7/8"	4	
J	35097914	REEL ASM., HOSE	2	

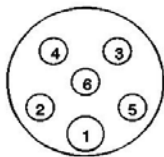
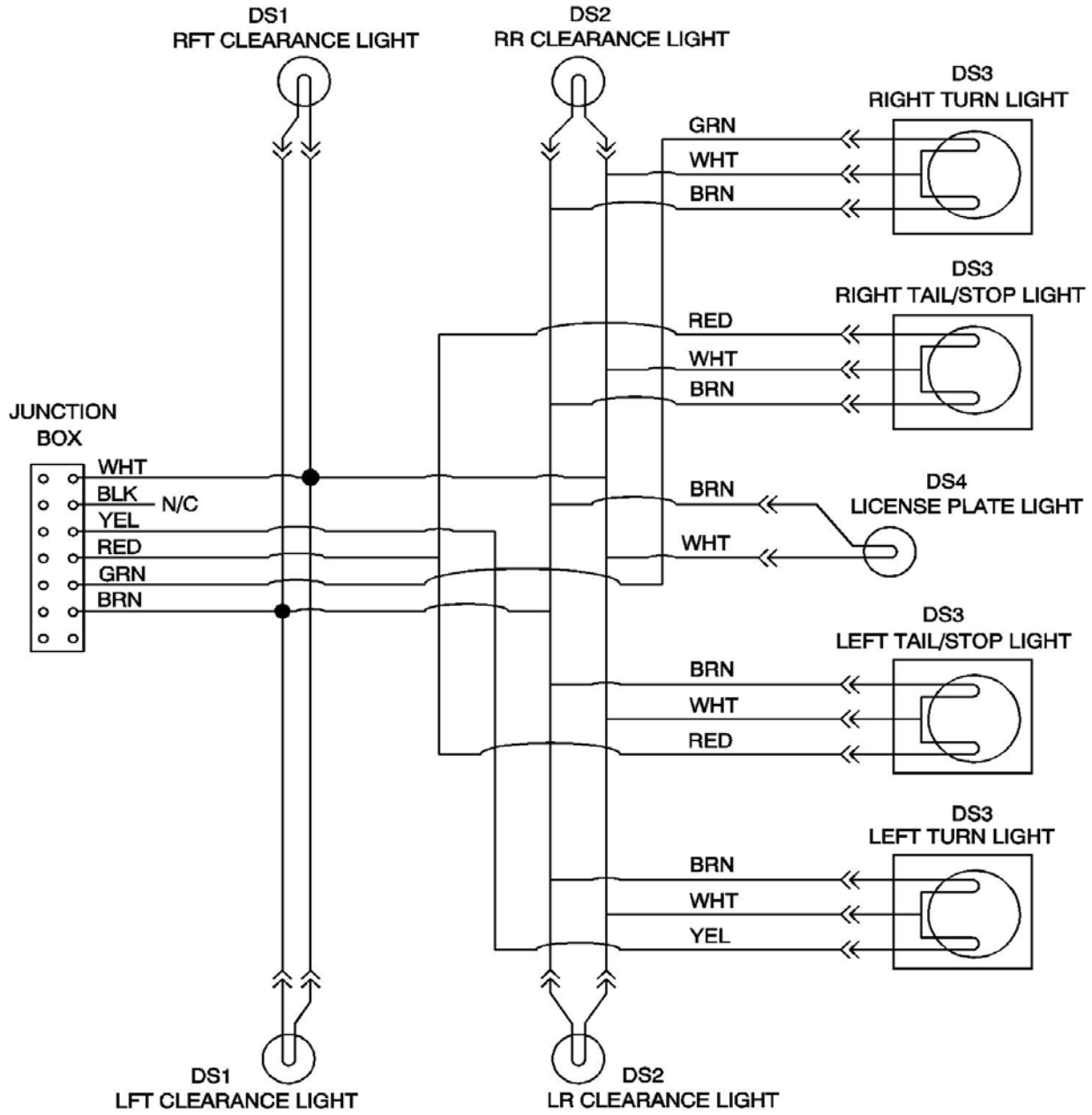
REEL, DOUBLE HOSE
REEL, DOUBLE HOSE



PLAT_A_OPT_035_04/04_A

ITEM	COMM. NO.	DESCRIPTION	QTY	DIMENSIONS/NOTES
K	95928198	ELBOW, STREET 3/4 NPT X 45o	2	
L	95928172	ELBOW, STREET 3/4" X 90o	2	
M	35364371	VALVE, OSHA CHECK	2	P110A WIR
	35364389	VALVE, OSHA CHECK	2	P135A WIR
	35364397	VALVE, OSHA CHECK	2	P185A & XP185A WIR
N	35153972	CAP, HOSE LOCK	4	
P	92368687	SCREW, TAPPING M06-1.0 X 14	2	
Q	35221910	LOCK, COUPLING HOSE	2	
R	35296748	BRACKET, HOSE REEL LOCK	2	

SCHEMATIC, 4 LIGHT WIRING
SCHEMATIC, 4 LIGHT WIRING



PLUG / SOCKET WIRING CONNECTIONS

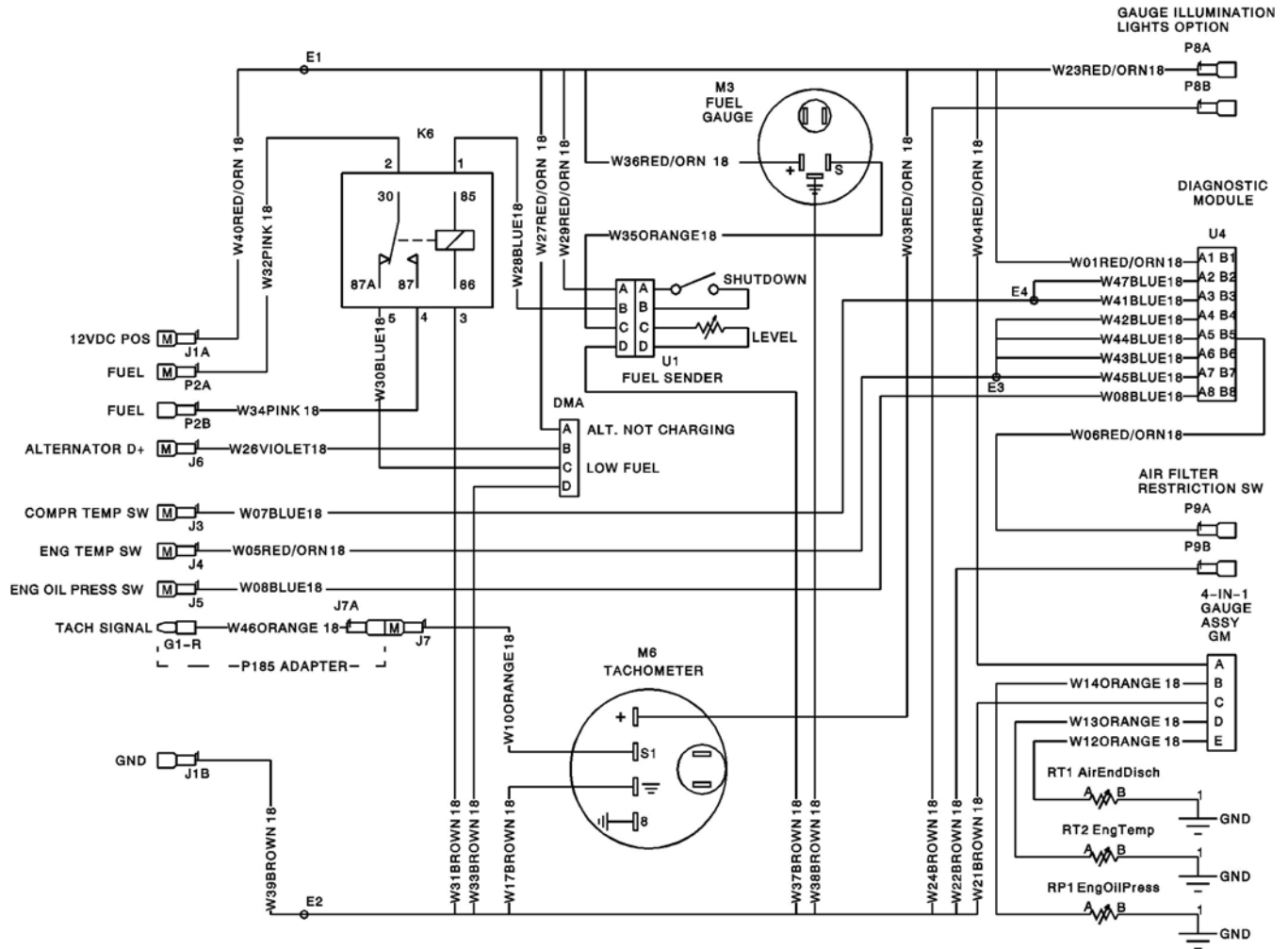
- 1 WHITE - GROUND
- 2 YELLOW - LEFT TURN SIGNAL
- 3 RED - STOP LIGHT
- 4 GREEN - RIGHT TURN SIGNAL
- 5 BROWN - TAIL / CLEARANCE LIGHTS
- 6 BLUE - ELECTRIC BRAKES

NOTE:
WHITE WIRE MAY BE FRAME GROUND.

PLAT_A_OPT_039_04/04_A

ITEM	COMM. NO.	DESCRIPTION	QTY	DIMENSIONS/NOTES
DS1	35367051	LIGHT, AMBER SIDE	2	
DS2	35367044	LIGHT, RED SIDE	2	
DS3	36788081	LIGHT, STOP / TAIL	4	
DS4	36895860	LIGHT, LICENSE	1	
W3	36893345	HARNESS, LIGHT	1	

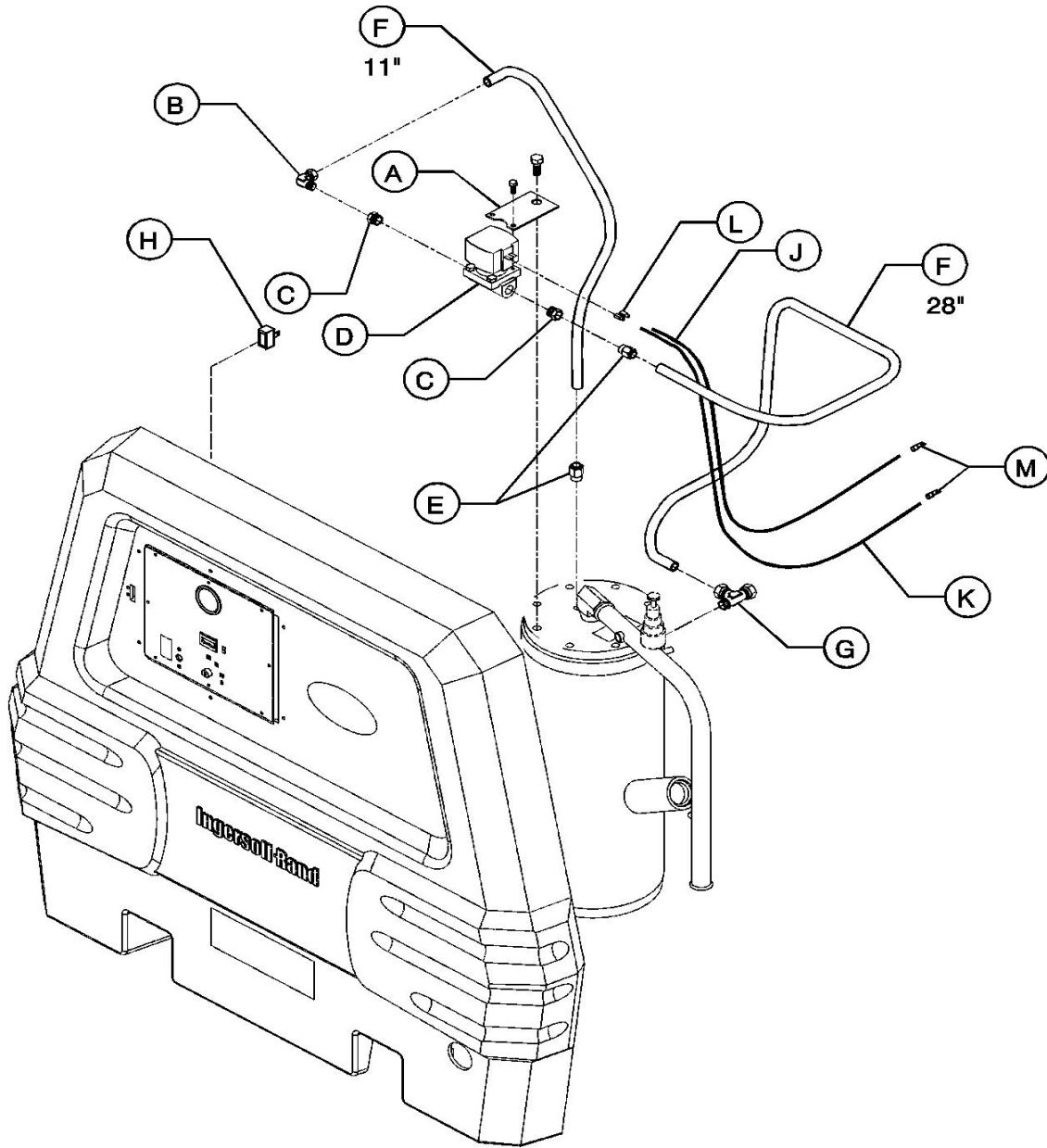
SCHEMATIC, OPTION WIRING
SCHEMATIC, OPTION WIRING



PLAT_A_OPT_040_04/04_A

ITEM	COMM. NO.	DESCRIPTION	QTY	DIMENSIONS/NOTES
DMA	54774112	MODULE, 2 LIGHT DIAGNOSTIC	1	
GM	22058291	GAUGE, 4-in-1	1	
K6	54368048	RELAY	1	
M3	35604099	GAUGE, FUEL LEVEL	1	
M3	22055883	TACHOMETER	1	
RP1	36870608	SENDER, PRESSURE	1	ENGINE OIL
RT1	35372457	SENDER, TEMPERATURE	1	P110A-P185A A/E
	54593843	SENDER, TEMPERATURE	1	P260A A/E
RT2	35367218	SENDER, TEMPERATURE	1	ENGINE WATER
U1	22058531	SENDER, FUEL LEVEL	1	
U4	22347009	MODULE, 4 LIGHT DIAGNOSTIC	1	
W2	22219729	HARNESS, OPTION WIRING	1	

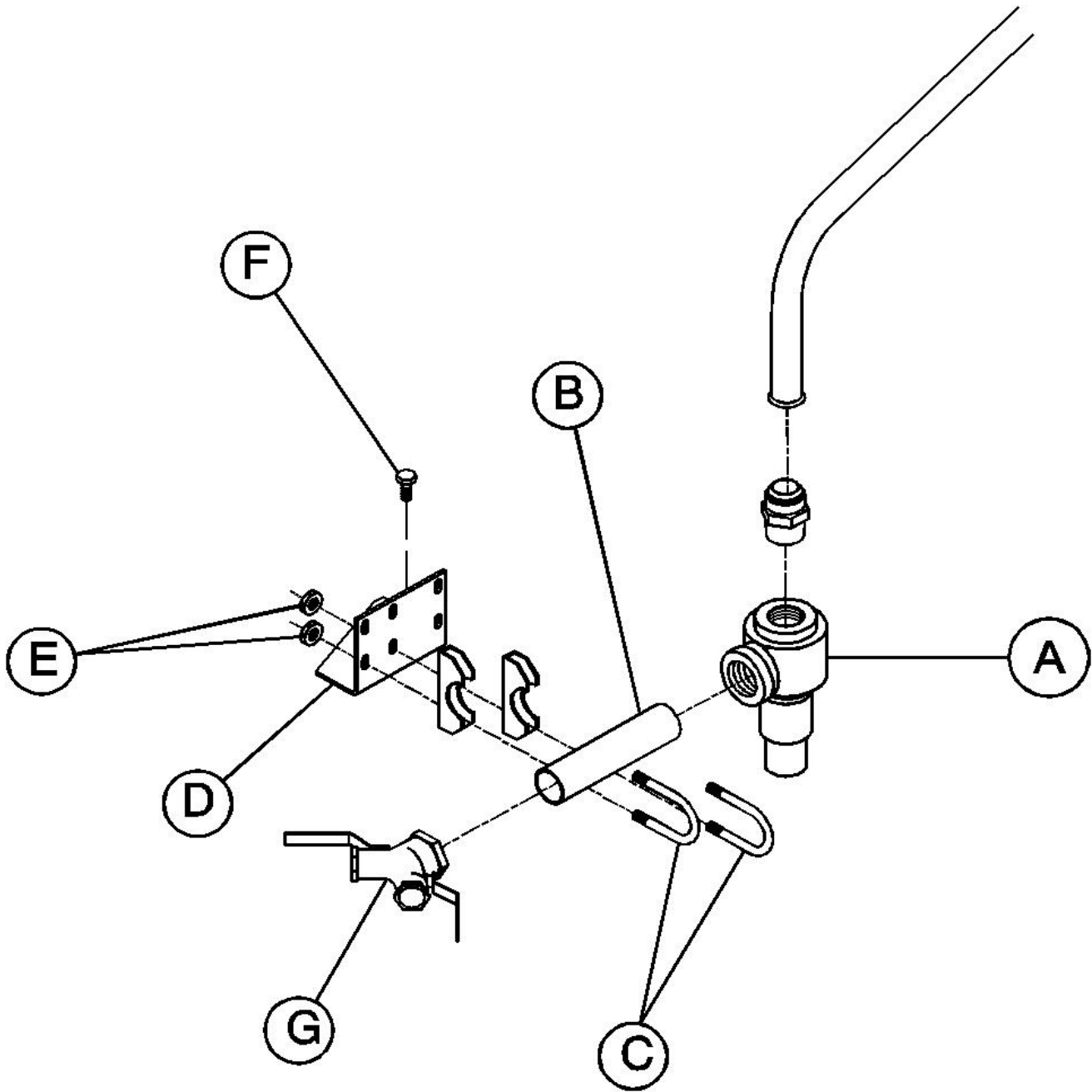
VALVE, ELECTRIC START-RUN
 VALVE, ELECTRIC START-RUN



PLAT_A_OPT_041_04/04_A

ITEM	COMM. NO.	DESCRIPTION	QTY	DIMENSIONS/NOTES
A	36892669	BRACKET, SOLENOID VALVE	1	SEE LENGTHS ABOVE
B	35369354	ELBOW, MALE 1/4 NPT X 3/8 TUBE	1	
C	95940748	BUSHING, REDUCING	2	
D	36843142	SOLENOID, 12 VDC	1	
E	35369347	CONNECTOR, MALE 1/4 NPT X 3/8 TUBE	2	
F	35356484	TUBING, 3/8 SYNFLEX	*	
G	35369503	TEE, 1/4 NPT X 3/8 TUBE	1	
H	22060278	SWITCH, ROCKER	1	
J	35307685	WIRE, 14 AWG BROWN	16"	
K	35360916	WIRE, 14 AWG ORANGE	16"	
L	36844520	CONNECTOR, 1/4 FEMALE	2	
M	35306141	CONNECTOR, 1/4 MALE	2	

VALVE, MINIMUM PRESSURE
VALVE, MINIMUM PRESSURE



PLAT_A_OPT_042_04/04_A

ITEM	COMM. NO.	DESCRIPTION	QTY	DIMENSIONS/NOTES
A	36776219	VALVE, MINIMUM PRESSURE	1	
B	95953758	NIPPLE, 1-1/4 X 4.5"	1	
C	35192178	CLAMP, SADDLE	2	
D	36889996	BRACKET, SERVICE PIPE	1	
E	95923314	NUT, HEX LOCK 5/16-18	4	
F	35279025	SCREW, TAPPING M08-1.25 X 20	2	
G	36881076	VALVE, WYE	1	

MISCELLANEOUS OPTIONS
 MISCELLANEOUS OPTIONS

ITEM	COMM. NO.	DESCRIPTION	QTY	DIMENSIONS/NOTES
	36794345	DOOR KEY LOCK OPTION		
	35612746	KEY LOCK CYLINDER		
	35612746	KEY		REPLACEMENT
	36509073	2" BALL COUPLER OPTION		
	35131499	COUPLER ASM., 2" BALL		
	35131481	LIP		INCLUDED IN ASM.
	35131481	SPRING		INCLUDED IN ASM.
	35131457	NUT, LOOP HANDLE		INCLUDED IN ASM.
	35131465	BOLT		INCLUDED IN ASM.
	35376094	SCREW, HEX M16-2.0 X 120		
	96701750	NUT, HEX M16-2.0		
	35391976	MECH. AIR FILTER RESTRICTION IND. INDICATOR, RESTRICTION		
	36891976	FUEL TANK STRAINER STRAINER, FUEL TANK		
	36897296	SPARK ARRESTOR		
	35610500	ELBOW, EXHAUST ARRESTOR, SPARK		2.5 X 8.5
	36897288	EXHAUST RAIN CAP		
	35316215	ELBOW, EXHAUST CAP, RAIN		2.5 X 8.5

NUMERICAL INDEX

COMM.NO.	PAGE	COMM.NO.	PAGE	COMM.NO.	PAGE	COMM.NO.	PAGE
~	B-26	22171698	B-43	33567218	C-34	35279025	B-3
.....	B-27	B-44	C-36	B-10
121A2A142Z1	B-65	C-25	35097914	C-39	B-12
12A5D2Z1	B-65	C-27	C-41	B-16
12A5D3Z1	B-66	C-34	35114545	B-51	B-23
16A4C1Z1	B-65	C-35	B-54	B-24
16M4JC22M3	B-66	22181143	B-58	B-58	B-25
22054159	B-42	22181150	B-58	B-63	B-26
.....	B-43	22186381	B-32	35116433	C-9	B-31
.....	B-44	B-60	C-17	B-34
.....	C-35	22195820	B-25	35117480	C-39	B-36
22054167	B-42	22199079	B-44	C-41	B-38
.....	B-43	C-36	35120005	C-8	B-67
22054175	B-44	22219711	C-26	35124114	C-31	B-70
.....	B-47	22219729	C-25	35126325	C-10	B-72
.....	C-35	C-27	C-18	C-8
22055883	C-27	C-34	35126358	C-10	C-12
.....	C-35	C-36	C-18	C-14
.....	C-44	C-44	35130293	B-38	C-16
22058291	C-25	22226617	B-33	35131457	C-47	C-28
.....	C-35	22234884	B-32	35131465	C-47	C-46
.....	C-44	B-57	35131481	C-47	35279413	B-67
22058531	C-26	B-63	35131499	C-47	35279777	B-27
.....	C-34	22246276	B-9	35134477	C-9	B-31
.....	C-36	22248454	B-31	C-17	B-50
.....	C-44	B-60	35140409	B-17	B-54
22060271	B-48	22339196	C-26	35148030	C-30	B-58
22060278	C-45	22347009	C-34	35153972	C-40	35279942	B-26
22065684	B-4	C-36	C-42	B-31
22070494	B-42	C-44	35192178	C-46	B-52
.....	B-43	22347017	C-34	35209048	B-13	B-56
.....	B-44	22361828	C-25	35221662	B-17	B-60
.....	C-35	C-27	35221894	C-38	35282565	B-9
22074843	C-37	C-34	35221902	C-38	35283464	C-29
22103832	B-77	C-36	35221910	C-40	35285543	B-66
22125033	C-23	22382725	B-11	C-42	35286004	B-20
.....	C-24	22382741	B-11	35225093	B-38	35286491	B-22
22127385	B-43	22431167	C-19	C-8	B-61
.....	B-44	22436323	B-22	35228212	B-58	35287556	B-62
.....	B-48	22437057	B-22	35252600	C-10	35287721	B-50
.....	C-35	22469860	B-2	C-18	B-54
22134118	B-44	22805436	B-8	35253038	B-10	B-58
.....	B-48	C-2	C-7	B-61
.....	C-35	C-5	C-10	35287747	C-19
22137426	C-27	22805444	B-8	C-18	35288448	B-23
22144521	B-4	C-2	35255025	C-32	B-24
22158554	B-31	C-5	35256429	B-67	B-25
22171680	B-43	22823199	B-33	35256445	B-67	35289057	B-62
.....	B-44	B-48	35256452	B-67	35290113	B-5
.....	C-25	B-62	35260352	C-29	C-22
.....	C-27	22828016	B-33	35271170	B-34	C-23
.....	C-34	B-48	35277706	B-9	C-24
.....	C-35	B-62	35278530	B-35	35291236	C-20
		22833081	B-19	35278571	C-25		
		22892632	C-5	C-36		
		22892657	C-2	35278720	B-17		

NUMERICAL INDEX

COMM.NO.	PAGE	COMM.NO.	PAGE	COMM.NO.	PAGE	COMM.NO.	PAGE
35294727	B-27	35315217	B-7	35337328	B-66	35364371	C-40
	B-32		B-8		B-69		C-42
	B-52		C-2		B-74	35364389	C-40
	B-56		C-4	35337435	C-31		C-42
	B-60		C-5	35346318	B-22	35364397	C-40
	B-64	35315225	B-7	35346337	C-7		C-42
35294750	B-52		B-8	35356252	C-33	35365774	C-20
	B-55		C-2	35356302	C-11	35366111	C-31
	B-59		C-4		C-13	35367044	B-10
35295641	C-20		C-5		C-15		B-49
35295807	C-19	35315233	B-8	35356310	C-12		B-71
35295880	B-15	35315274	B-7		C-14		B-73
	B-52		B-8		C-16		C-8
	B-55		C-2	35356328	C-11		C-43
	B-60		C-4		C-13	35367051	B-10
	C-19		C-5		C-15		B-49
35296342	B-17	35315407	B-51	35356336	C-14		B-71
	B-34		B-54	35356369	C-11		B-73
	C-21		C-29		C-13		C-8
35296748	C-40	35315746	C-12		C-15		C-43
	C-42	35315944	C-7	35356377	C-14	35367218	C-25
35298041	C-31	35316215	C-47		C-16		C-44
35300771	B-4	35316611	C-11	35356401	C-11	35369347	B-50
	B-16		C-13		C-13		B-53
	B-65		C-15		C-15		B-57
	C-10	35316645	C-31	35356484	B-50		B-61
	C-12	35322379	B-28		B-53		B-63
	C-14		B-32		B-57		C-45
	C-16		B-51		B-61	35369354	B-61
	C-18		B-55		B-63		B-63
35301373	C-29		B-59		C-45		C-45
35302314	B-61	35323807	C-19	35358050	C-19	35369396	B-61
	B-64	35323815	C-20	35358662	C-29	35369503	C-45
35304047	B-12	35324649	B-52	35359090	B-64	35370055	C-9
35306141	C-45	35324839	B-28	35360775	B-17		C-17
35307685	C-45		B-32	35360916	C-45	35370386	B-42
35314996	B-36		B-50	35361849	B-35		B-43
35315142	B-8		B-53		C-26		B-44
35315183	B-7		B-57	35361864	B-7		B-50
	B-8	35325166	B-28		B-8		B-54
	C-2		B-33		C-2		B-58
	C-4		B-51		C-4		B-61
	C-5		B-55		C-5		C-35
35315191	B-7		B-59	35361872	B-7	35372457	C-25
	B-8	35326578	C-28		B-8		C-36
	C-2	35327535	C-36		C-2		C-44
	C-4	35328467	B-13		C-4	35372986	B-22
	C-5	35329309	B-27		C-5	35374073	B-36
35315209	B-7		B-52	35361898	B-7	35374867	B-58
	C-2		B-56		B-8		B-61
	C-4	35329887	B-18		C-2	35375369	B-20
	C-5	35333236	C-37		C-4	35375427	C-7
		35333673	C-11		C-5	35375971	B-51
			C-13	35363498	B-34		B-55
			C-15		C-21		

NUMERICAL INDEX

COMM.NO.	PAGE	COMM.NO.	PAGE	COMM.NO.	PAGE	COMM.NO.	PAGE
35376094	B-4	35391390	C-3	35604099	C-26	36758647	C-11
	C-13	35391416	C-3		C-34		C-13
	C-15	35391432	C-6		C-35		C-15
	C-22	35391440	C-6		C-44	36762706	C-38
	C-47	35391457	C-6	35605187	B-4	36764553	B-22
35376169	B-45	35391481	C-6	35605310	C-12		B-62
	B-46	35391507	C-6	35607829	B-40	36765188	C-38
	B-47	35391556	C-6	35607837	B-41	36765196	C-38
35376326	B-22	35391580	C-6	35607993	B-28	36765212	C-38
35376334	B-22	35391598	C-6		B-50	36765832	B-23
35376342	B-21	35391630	C-2		B-53		B-24
35376359	B-22		C-5	35608009	B-29		B-25
35376953	C-30	35391648	C-2		B-50	36766756	B-30
35379094	C-11		C-5		B-53		B-31
35379817	B-21	35391976	C-47	35608017	B-29		B-50
35379940	B-23	35392521	B-6		B-50		B-54
	B-24	35392539	B-6		B-53		B-58
	B-25	35392547	B-6	35608025	B-29		B-63
35384577	B-34	35392554	B-6		B-50	36766772	B-28
	C-21	35392562	B-6		B-53		B-32
35390285	B-40	35392570	B-6		B-57		B-51
35390293	B-40	35392588	B-6	35608471	B-21		B-55
35390301	B-39	35392596	B-6	35610500	C-47		B-59
35390319	B-39	35393651	B-37	35611557	B-21		B-63
35390327	B-40	35393669	B-37	35611615	B-22	36769032	B-13
35390343	B-39	35393677	B-37	35611623	B-21		B-16
35390368	B-39	35393685	B-37	35612175	B-22	36769289	B-18
35390400	B-39	35393693	B-37	35612746	C-47		B-19
35391101	B-7	35393701	B-37	35664934	B-60	36772028	B-41
	C-2	35393719	B-37	35821818	B-66	36774917	B-67
	C-4	35393727	C-6	35821826	B-66	36775690	B-13
	C-5	35512425	B-38	35825546	C-29	36776219	C-39
35391119	C-2	35517176	C-18	35851377	B-12		C-41
	C-5	35579630	B-26	36007854	B-19		C-46
35391127	B-7		B-31	36007870	B-19	36776649	B-5
	C-2		B-52	36073559	B-2	36776714	B-23
	C-4		B-56	36115558	B-47	36777399	C-19
	C-5		B-60	36120269	B-47	36778066	B-66
35391135	C-2	35584242	B-23	36120649	B-47	36778074	B-66
	C-4	35589746	C-10	36124881	B-47	36778124	C-30
	C-5	35592435	B-13	36125409	B-48	36780608	C-36
35391168	C-2	35594076	C-18	36385111	B-35	36781045	B-12
	C-5	35596436	B-45	36503134	C-10	36781227	B-27
35391176	C-2		B-46	36506442	B-20		B-50
	C-5		B-48	36509073	C-47		B-54
35391184	C-3		B-62	36523306	B-77	36781995	B-67
35391192	C-3	35600287	B-65	36531176	B-77	36782001	B-67
35391226	C-3		B-69	36533081	B-77	36782019	B-23
35391234	C-3		B-74	36534659	B-14		B-24
35391267	C-3	35604065	B-42	36702279	B-14	36782043	B-15
35391309	C-3		B-43	36708378	B-66	36782176	B-16
35391333	C-3		B-44	36726586	C-30	36782402	B-38
35391358	C-3		C-35	36755460	C-39	36782467	C-21
35391366	C-3				C-41	36782837	B-71
35391374	C-3			36757284	C-23	36783488	B-38
35391382	C-3					36783496	B-67

NUMERICAL INDEX

COMM.NO.	PAGE	COMM.NO.	PAGE	COMM.NO.	PAGE	COMM.NO.	PAGE
36783504	B-67	36797652	B-36	36865129	B-29	36880839	B-13
36785277	B-29		B-65		B-50	36880888	B-2
	B-33		B-67		B-53	36880896	B-2
36785327	B-16		B-68	36865293	B-69	36880904	B-3
36785608	B-16		B-72		B-75	36880912	B-36
36786382	B-12		B-74	36865756	B-45	36880920	B-36
	B-23		C-7		B-46	36880953	B-68
36786861	B-67	36798874	B-67		B-48	36880961	B-69
36787216	C-7	36798965	B-65	36870608	C-25	36880979	B-69
36787349	B-65	36799005	B-65		C-44	36880995	B-18
36787652	B-5	36799021	B-65	36877223	B-13		B-19
	B-16	36840437	B-27	36877579	B-70	36881076	B-30
36787968	B-10		B-32		B-73		B-33
	B-65		B-51	36877587	B-41		B-52
	B-70		B-55		B-68		B-56
	B-75		B-59	36877793	B-5		B-60
	C-7	36841922	C-29		B-26		C-46
36788081	B-10	36842839	C-34		B-31	36881100	B-34
	B-49		C-36	36878064	B-38	36881118	B-41
	B-71	36843142	B-64	36878361	B-45	36881274	C-12
	B-75		C-45		B-46		C-14
	C-7	36844264	B-38	36878379	B-45		C-16
	C-43		B-45		B-46	36881290	C-11
36788164	B-23		B-46	36879195	C-30		C-13
36788172	B-23		B-47	36879203	B-4		C-15
	B-24	36844520	C-45		C-22	36881399	C-12
	B-25	36845303	B-26		C-24		C-14
36788289	B-23	36845493	C-21	36879211	C-23		C-16
36788370	B-66	36846780	C-9		C-24	36881423	B-5
36788768	B-67		C-17	36879302	C-4	36881472	B-15
36788818	B-66	36847838	C-34	36879492	C-22	36881480	B-15
36789261	C-7		C-36		C-24	36881563	B-12
36789492	B-2	36848158	B-7	36879880	B-39	36881662	B-70
36790558	B-67		B-8		B-45	36881670	B-70
36790566	B-67		C-4		B-46	36881696	B-14
36791689	B-20	36850147	B-66	36879898	B-39	36881704	B-19
36792083	B-45	36852622	C-37	36879922	B-40	36881746	B-15
	B-46	36853174	B-10	36879971	B-39	36881779	B-68
	B-47		C-7	36880441	B-4	36881795	B-68
36792828	B-35	36853257	B-38	36880516	B-15	36881886	B-16
36793602	B-66	36853265	B-17	3688055	B-11		B-23
	B-69		B-38	36880581	B-11		B-24
	B-75	36853463	B-65	36880623	B-3		B-25
36794345	C-47	36854149	B-30	36880649	B-12		B-69
36794774	B-66		B-32	36880672	B-27		B-74
	B-69		B-51		B-50	36882165	B-3
36794816	B-65		B-55		B-54	36882173	B-40
	B-69		B-59	36880730	B-39	36882652	C-24
	B-75		B-63	36880755	B-23	36882660	C-22
	B-77	36856250	B-45		B-24	36882678	B-3
36796068	B-3		B-46		B-25	36882686	B-3
36796746	B-66	36859049	B-35	36880763	B-17	36882751	B-2
36796753	B-67	36860005	B-38		B-51	36882934	B-15
36796845	B-13	36860468	B-52		B-52	36882967	B-16
36797579	B-67	36864684	B-64		B-54	36883437	B-69
		36865012	B-18		B-56		B-75

NUMERICAL INDEX

COMM.NO.	PAGE	COMM.NO.	PAGE	COMM.NO.	PAGE	COMM.NO.	PAGE
36883445	B-70	36890085	B-40	36920486	B-41	54482500	B-42
	B-74		B-42		B-71		B-43
36883452	B-70		B-43	36920858	B-16		B-44
	B-75		B-44	36921377	B-29	54482518	B-73
36883510	B-5	36891083	B-26		B-33	54507892	B-33
36883718	B-76	36891216	B-42		B-53		B-57
36883742	B-76		B-43		B-57	54523618	B-40
36883841	B-2		B-44	36921690	B-28	54529086	B-4
36883866	B-15	36891489	B-26		B-53	54529094	B-5
36883874	B-17		B-56		B-57	54529243	B-15
36884096	B-16	36891596	C-21	36921930	B-5	54529250	B-15
36884120	C-20	36891976	C-47		C-30	54529284	B-3
36884179	B-51	36892479	C-20	36922813	C-21	54529292	B-3
	B-55	36892669	C-45	36923381	B-2	54529326	B-74
36884187	B-23	36893055	B-45	36923910	B-29	54529334	B-75
36884211	B-40		B-46		B-53	54529342	B-17
	B-45		B-48		B-57	54529359	B-74
	B-46	36893196	B-10	37001252	C-12	54529375	B-75
36884229	B-41		B-49		C-14	54529417	B-75
36884245	B-34	36893246	B-45		C-16	54529425	B-74
36884252	B-34		B-46	37140365	C-7	54529433	B-72
36884419	B-70	36893345	C-7	39101449	B-20	54541263	C-28
36884492	B-39		C-43	39127287	C-25	54568753	B-78
36884500	B-17	36893634	B-10		C-36	54568761	B-78
36884708	B-5		B-71	39179072	C-23	54568779	B-77
36884716	B-5		B-72		C-24		B-78
36885085	B-70		C-8	39404165	B-48	54568787	B-78
	B-74	36894194	B-68		B-62	54568795	B-77
36885093	B-62		B-72	39588413	B-20	54568803	B-77
36886166	B-76	36894202	B-70	42579417	B-19	54593843	C-44
36886364	B-2	36894608	B-10	54368048	B-36	54593967	C-28
	C-22		B-71		B-47	54602719	B-72
36886752	B-62		B-73		B-48	54604921	B-77
36886992	B-62		C-8		C-26	54604962	B-78
36888022	B-11	36894616	B-10		C-34	54604970	B-77
36888030	B-11		B-71		C-36	54625207	B-77
36888709	B-2		B-73		C-44	54625942	B-31
36889137	B-11		C-7	54389887	B-76	54627799	B-31
36889467	B-68	36895282	C-8	54411640	B-24	54629902	B-77
	B-74	36895860	B-71		B-25	54629977	C-19
36889509	B-69		C-43	54411665	B-55	54631775	B-72
	B-75	36895977	B-35		B-59	54631783	B-72
36889517	B-68	36897288	C-47	54414677	B-24	54675749	C-9
36889558	B-71	36897296	C-47		B-25	54675756	C-17
	B-75	36897353	B-22	54429295	B-12	54698089	B-76
36889566	B-68	36897965	B-36	54429303	B-12	54698097	B-76
36889574	B-68	36897999	B-36	54436803	B-2	54698105	B-76
	B-74	3691083	B-56	54438536	B-14	54712807	B-15
36889582	B-15	36920023	B-11	54438643	B-11	54712815	B-15
36889590	B-68	36920254	B-28	54439062	B-13	54721212	B-42
36889707	B-2		B-33	54445176	B-17		B-43
36889996	B-29		B-59	54465851	B-26		B-44
	C-46	36920353	B-15	54468544	B-11		B-73
36890028	B-17		B-52	54473517	B-73	54721220	B-42
			B-56	54473525	B-72		B-43
					C-8		B-44

NUMERICAL INDEX

COMM.NO.	PAGE	COMM.NO.	PAGE	COMM.NO.	PAGE	COMM.NO.	PAGE
54721238	B-72	92368687	B-10	95923314	B-29	95941373	C-32
54724117	B-74		B-16		B-33		C-33
54724125	B-76		B-65		C-46	95944542	B-33
54726468	B-10		B-67	95923322	B-12		B-59
	B-49		B-70	95923348	B-6	95944625	C-29
	B-74		B-73		C-12	95944666	B-57
	C-8		C-7		C-14	95944690	C-29
54727799	B-60		C-12		C-16	95944708	B-27
54729132	B-73		C-14	95928040	C-19		B-32
54729140	B-72		C-16		C-38		B-51
	C-8		C-28	95928172	C-40		B-55
54729181	B-73		C-40		C-42		B-59
54729199	B-42		C-42	95928198	C-39	95946532	B-35
	B-43	95022307	B-23		C-42	95947149	C-19
	B-44		B-24	95928222	C-38		C-39
54729611	B-15		B-25	95928230	B-16		C-41
54729629	B-15	95022331	B-20		B-51	95953378	B-30
54749163	B-78	95023107	B-21		B-54		B-31
54749601	B-42	95045092	B-21		B-58		B-50
	B-43	95055307	B-18	95928248	C-39		B-53
	B-44	95072971	C-38	95928321	C-40		B-57
	C-25	95094306	B-20		C-41	95953600	C-32
	C-27	95163473	C-31	95928867	C-10		C-33
	C-34	95219770	B-28		C-18	95953758	C-46
	C-35		B-32	95929006	C-10	95954095	B-64
54749619	B-42		B-51		C-18	95954293	B-64
54755087	B-19		B-54	95929782	B-13	95956199	C-34
54755095	B-19		B-58	95930319	B-52		C-36
54757935	B-47	95219861	C-39		B-56	96701461	B-13
54764956	B-48		C-41		B-60	96701750	B-4
54764964	B-48	95220844	C-20	95934584	C-38		C-11
54766704	B-42		C-28	95934816	B-17		C-13
	B-43	95257333	B-22	95934907	B-4		C-15
	B-47	95280541	B-32	95934998	B-12		C-22
54766845	B-42	95286530	C-39		B-16		C-47
54774104	B-42		C-41		C-9	96702048	B-36
	B-43	95287629	C-29		C-17	96702055	B-16
54774112	C-26	95339552	C-20	95935029	B-16	96702279	B-11
	C-34	95358297	C-38		B-40	96702444	C-20
	C-35	95376943	B-19	95935037	B-14	96702659	B-24
	C-44	95431292	B-27		B-33		B-25
54828979	B-76		B-50	95935169	C-11		C-9
90671242	C-38		B-54		C-13		C-17
92086719	B-42	95641734	B-20		C-16		C-39
92121532	B-52	95664934	B-52	95935227	B-13		C-41
			B-56	95935599	B-42	96703012	B-21
		95667341	B-64		B-43	96704309	C-9
		95916268	B-30		B-44		C-17
			B-51		C-35	96704630	B-5
			B-55	95937413	C-38		C-22
		95916532	C-26	95938205	B-21		C-23
		95923074	B-14	95938601	C-28		C-24
		95923298	B-17	95938965	B-21	96708037	B-20
			B-38	95940748	B-64	96708060	B-20
			B-41		C-45	96708144	B-21

NUMERICAL INDEX

COMM.NO.	PAGE	COMM.NO.	PAGE	COMM.NO.	PAGE	COMM.NO.	PAGE
96718978B-24						
B-25						
96735543C-9						
C-17						
96735550C-9						
C-17						
96739958B-12						
96740345B-20						
96740782B-14						
96747142B-2						
B-7						
B-8						
C-2						
C-5						

NUMERICAL INDEX

COMM.NO.	PAGE	COMM.NO.	PAGE	COMM.NO.	PAGE	COMM.NO.	PAGE
----------	------	----------	------	----------	------	----------	------

WORD INDEX

Symbols

~ B-26, B-27

CPN

15" TIRE & WHEEL B-9
2" BALL COUPLER OPTION C-47
2-PART DRAWBAR WARNING B-77
3-PART DANGER/WARNING B-77

A

ACTUATOR
HYDRAULIC BRAKE C-11, C-13, C-15
ADAPTER B-61, C-12
1 1/4 NPT X 1 1/4 TUBE B-28, B-32
1.25 NPT B-51, B-54
1/8 NPT X 1/4 JIC C-29
-16JIC TO -12JIC C-19
9/16 X 1/4 NPT B-64
FUEL TANK C-21
OIL SCAVANGE B-32, B-60
SWITCH B-44, C-36
SWITCH HARNESS B-33, B-62
TEMP. SWITCH B-48
AIR & OIL PIPING B-61, B-62
AIR & OIL PIPING BEGIN WITH S/N 341755 . B-57,
B-58, B-59, B-60
AIR & OIL PIPING BETWEEN S/N 296410 & 341755
B-53, B-54, B-55, B-56
AIR & OIL PIPING OPTIONS B-63, B-64
AIR & OIL PIPING TO S/N 296411 . B-50, B-51, B-52
AIR CLEANER ASM. B-37
AIR INTAKE FILTERS & RELAY MOUNTING . B-36
AIREND ASM. B-19
AIREND ASSEMBLY B-20, B-21, B-22
AIREND COMPLETEV BEGIN WITH SN 326650 . . .
B-19
AIREND COMPLETEV PRIOR TO SN 326650 . B-18
ALTERNATOR B-45, B-46, B-47
ANGLE B-38
ROOF TIE B-5
ARRESTOR
SPARK C-47
AXLE C-4, C-5
AXLE, ELECTRIC BRAKE C-2

B

BAFFLE
COOLER CRBSD B-15
COOLER STREET SIDE B-15
INLET B-5
INTAKE B-67
LH COOLER B-66
RH COOLER B-66
TOP COOLER B-15
BAIL
CRBSD LIFT B-2
STSD LIFT B-2

BALL B-23, B-24, B-25
5/8" DIA B-22
RETARD C-38
BATTERY B-38
12V B-45, B-46, B-47
BATTERY ASSEMBLY B-38
BATTERY GAS WARNING B-78
BEARING
BALL B-20
HEX B-19
HOSE REEL C-38
ROD END 5/16-24 B-13
BODY B-23
AIR CLEANER B-37
BOLT C-47
CASTER WHEEL 1/2-13 X 3.18" B-6
BRACKET
AIR CLEANER B-36
AIR CYLINDER B-13
BRAKE LEVER C-9, C-17
BYPASS VALVE B-23, B-24, B-25
DROPLEG C-30
ENGINE MOUNT FRONT B-11
ENGINE MOUNT REAR CRBSD B-14
HEATER C-28
HOSE MOUNTING C-12, C-14, C-16
HOSE REEL LOCK C-40, C-42
MUFFLER B-13
RAD/OIL COOLER B-15
REAR B-11
REAR STSD ENGINE MOUNT B-11
RELAY B-4
SEP INDICATOR MOUNTING C-29
SERVICE PIPE B-29, B-33, C-46
SOLENOID VALVE C-45
BRAKE ASM.
LH ELECTRIC C-2, C-5
RH ELECTRIC C-2, C-5
BRAKE SHOE KIT C-3, C-6
BRAKE SPRING KIT C-6
BRAKES . . . C-7, C-8, C-9, C-10, C-11, C-12, C-13,
C-14, C-15, C-16, C-17, C-18
RUNNING GEAR w/ C-9
BULB
INCANDESCENT 12 V C-37
BULKHEAD
FITTING C-19
BUMPER B-5, C-30
CENTER B-69
END FR CURB / RR ST B-68
END FR ST / RR CURB B-69
RUBBER B-65, B-69, B-75
BUSHING B-34, C-21
REDUCING C-28, C-45
REDUCING 1/2 NPT X 1/4 NPT C-29
REDUCING 3/8 NPT X 1/4 NPT B-64

WORD INDEX

C

CABLE	
NEGATIVE BATTERY	B-38
POSITIVE BATTERY	B-38
CABLE ASM.	
108" BRAKE	C-10
117" BRAKE	C-18
78" BRAKE	C-10, C-18
CAP	B-6
2" GAUGE	B-39
3.38" GAUGE	B-39
BOTTOM CORNER	B-70
EZ LUBE RUBBER	C-2, C-4, C-5
FRONT BOTTOM END	B-68
FRONT TOP END	B-68
FUEL TANK	B-35
GREASE	B-7, B-8
HOSE LOCK	C-40, C-42
RADIATOR	B-16
RAIN	C-47
REAR BOTTOM END	B-70
REAR END (SPECIAL PAINT)	C-8
REAR END (STD PAINT)	C-8
REAR TOP END	B-68
SASE 7/16-20	B-22
TOP CORNER	B-70
CASTER WHEEL	B-6
CHAIN & HOOK ASM.	B-4
CHANNEL	
PINTEL MOUNTING	C-23
CLAMP	
1/2 SUPPORT	C-8
1/2" SUPPORT	B-38
1/4 SUPPORT	C-7
1/4" SUPPORT	B-10
3/8 SUPPORT	C-7
3/8" SUPPORT	B-10
CABLE	C-10, C-18
HOSE	C-11, C-28
HOSE 9/16	C-20
MUFFLER	B-13
RUBBER COATED	C-9, C-10, C-17, C-18
SADDLE	B-13, C-46
SADDLE 1 5/8	B-29, B-33
SUPPORT	C-12, C-14, C-16
T 3.62"	B-36
T 32.12"	B-36
WORM GEAR	B-17, B-34, C-21
CLEANER ASM.	
AIR	B-36
CLIP	
GAUGE RETAINING	B-39
HOSE	C-13, C-15
RETAINING	B-37
SPRING	B-21
XMAS TREE	B-76
CLUTCH ASM.	B-19
COIL	
PLASTIC	C-20
CONE	
INNER BEARING	B-7, B-8, C-2, C-4, C-5
OUTER BEARING	B-7, B-8
OUTTER BEARING	C-2, C-4, C-5
CONNECTOR	
1.06-12	B-15
1/4 FEMALE	C-45
1/4 MALE	C-45
MALE 1/4 NPT X 3/8 TUBE	C-45
SAE 1.06-12JIC	C-19
SAE 3/4-16 X 7/16-20 O-RING	B-22
STRAIGHT	B-52, B-55, B-60
STREET	B-50, B-53, B-57, B-61, B-63
STREET 1-1/4-12	B-58
COOLER	
OIL	B-15
COOLERS COMPLETE	B-15, B-16, B-17
COUPLER ASM.	
2" BALL	C-47
COUPLING	B-52, B-56
1/8 NPT	B-60
DRIVE	B-18
STD 1/8 NPT X .75"	B-42, B-43, B-44, C-35
COVER	B-23, B-24, B-25
2.06" BEZEL	B-40
3.38" BEZEL	B-40
AIR CLEANER	B-37
BEARING	C-38
BOTTOM COOLER ACCESS	B-70
COOLER ACCESS	B-74, B-75
FLEXABLE ACCESS	B-3
FRONT END	B-66
FUEL SENDER	B-35
INLET & VALVE SEAT	B-21
LIFTING BAIL	B-65, B-67
REAR BEARING	B-20
REAR END	B-66
SEAL	B-20
SWITCH PANEL	B-40
TOOLBOX	B-67
TOP COOLER ACCESS	B-70
WARNING MODULE	B-39
CROSS	
1/4 NPT	B-64
CROSSMEMBER	
ENDCAP	B-72
LIFT BAIL	B-3
CUP	
INNER BEARING	B-7, B-8, C-2, C-4, C-5
OUTER BEARING	B-7, B-8
OUTTER BEARING	C-2, C-4, C-5
CYLINDER	
AIR	B-13
LH BRAKE	C-6
RH BRAKE	C-6

WORD INDEX

D

DECAL
 CENTRAL DRAIN C-19
 FUEL OPTION C-26
 OPTION WIRING C-25, C-27, C-34, C-36
 SWITCH B-39
 WW INSTRUMENT PANEL . . . B-42, B-43, B-44,
 C-25, C-27, C-34, C-35
 DECAL LOCATION B-77, B-78
 DIESEL FUEL B-77
 DIODE B-45, B-46, B-47
 DOOR B-69, B-75
 INSTRUMENT PANEL . . . B-40, B-42, B-43, B-44
 OVERFLOW FILL B-66
 RADIATOR ACCESS B-17
 SIDE B-66
 DOOR KEY LOCK OPTION C-47
 DRAIN C-21
 DRAINS C-19, C-20
 DRAWBAR B-2, C-22, C-23, C-24
 EXTENDED C-23, C-24
 DRIVER
 COUPLING 3/8 B-18
 DROPLEG C-30
 DROPLEG, BUMPER w/ REAR C-30

E

ELBOW
 1 1/4 NPT B-31
 1/4 NPT X -4 JIC C-29
 1/8 NPT X 3/8 TUBE B-42, B-43, B-44, C-35
 45 X 1 1/16-12 X -12JIC B-60, B-64
 45o B-52, B-56
 45o 1.06 -12 SAE B-27, B-32
 90 X 1 5/8-12 B-31
 90 X 1 7/8-12 B-58
 90 X 1/4 NPT B-64
 90 X 1/4 NPT X 3/8 TUBE B-61
 90 X 1/8 NPT X 3/8 TUBE B-58, B-61
 90 X 1-1/16-12 B-59
 90 X 1-1/4 NPT B-57
 90 X 1-5/8-12 B-58
 90 X 1-7/8-12 B-61
 90 X 7/8-14 B-61
 90o C-39, C-41
 90o 1.06-12 B-52, B-55
 90o 1.62-12 B-50, B-54
 90o 1.88-12 B-50, B-54
 90o 1/4 NPT X 3/8 TUBE B-50, B-54
 90o M22 X -12JIC C-19
 90o SAE 7/8-14 X -10 JIC B-22
 90o X 1 5/8-12 B-27
 90o X 1 7/8-12 B-27
 90o X 1.25 NPT B-30
 90o X 1/4 NPT X 3/8 TUBE B-63
 90o X 1-1/4 NPT B-50, B-53
 EXHAUST C-47
 JIC TUBE C-39, C-41
 LONG 90 B-62
 MALE 1/4 NPT X 3/8 TUBE C-45
 SIGHT TUBE B-31, B-60
 STREET 1/4 NPT B-57
 STREET 1/8 NPT X 45o C-34, C-36
 STREET 3/4 NPT X 45o C-39, C-42
 STREET 3/4" X 90o C-40, C-42
 SWIVEL NUT -4 JIC C-29
 ELEMENT
 125o - 145o F B-23, B-24
 150° - 170° F B-25
 ENGINE FUEL FILTER B-14
 ENGINE OIL FILTER B-14
 FILTER B-22
 PRIMARY B-37
 SAFETY B-37
 SEPARATOR B-26, B-31
 ENCLOSURE
 LH LOWER B-67
 RH LOWER B-67
 ENCLOSURE (LOWER) BEGIN WITH SN 326650 B-72, B-73
 ENCLOSURE (LOWER) PRIOR TO SN 306522 B-67
 ENCLOSURE (UPPER) BEGIN WITH SN 326650 B-74, B-75

WORD INDEX

- ENCLOSURE (UPPER) PRIOR TO SN 306522 B-65, B-66
ENCLOSURE BETWEEN SN 306522 and 326650 . . B-68, B-69, B-70, B-71
ENDCAP
 FRONT B-73
 REAR B-72
ENGINE
 4045 JD B-11
 4045 JD (P185 RE-RATE) B-11
ENGINE & EXHAUST COMPLETE B-11, B-12, B-13, B-14
EXHAUST RAIN CAP C-47
EYE
 PINTEL B-4
EYEBOLT B-40
- F**
FAN B-12
FENDER B-67, B-70, B-73
FILTER
 FUEL C-21
FITTING B-52
 1/8" LUBE C-38
 -8JIC HOSE C-20
 LENZ B-52, B-56
 TUBE LENZ B-27
FOAM B-17
FOAM INSULATION COMPLETE B-76
FRAME B-2
 WW INSTRUMENT PANEL . . B-42, B-43, B-44, C-25, C-27, C-34, C-35
FRAME ASM.
 RECESSED B-39
FRAME ASSEMBLY B-2, B-3, B-4, B-5
FUEL TANK COMPLETE B-34, B-35
FUEL TANK STRAINER C-47
FUSE
 20 A B-45, B-46, B-47
 20 AMP C-31
FUSEHOLDER C-31
- G**
GASKET B-23, B-52
 FUEL CAP B-35
 FUEL SENDER B-35, C-26
GAUGE C-25, C-26, C-27
 150 PSI PRESSURE . . . B-39, B-42, B-43, B-44, C-35
 250 PSI PRESSURE B-42, B-43, B-44
 4 in 1 C-35
 4-in-1 C-25, C-44
 FUEL C-26
 FUEL LEVEL C-34, C-35, C-44
 TACHOMETER C-27
GAUGE ASM.
 OIL LEVEL B-26
- GEAR
 DRIVE B-6
GEAR ASM.
 RUNNING B-2
GLASS
 SIGHT B-52
GROMET B-75
GROMMET B-65, B-70
 CLEARANCE LIGHT B-10, B-71, B-72, C-8
 LICENSE PLATE B-66, B-69
 SCREW B-74
 TAIL LIGHT B-10, C-7
GUARD
 BATTERY B-5
 COOLER B-16
 FAN B-16
 TOOL BOX B-5
 TOOLBOX B-67
- H**
HANDLE ASM. B-6
HARNES
 2-LIGHT B-10
 6 CNDCT CA (EXT LG DBAR) C-7
 6 CNDCT CA (STD LG DBAR) C-7
 AIR FILTER RESTRICTION C-34, C-36
 CHASSIS B-48
 ELECTRIC BRAKE C-8
 ENGINE B-45, B-46
 FUEL GAUGE C-26
 LIGHT B-49, C-43
 OPTION WIRING C-25, C-27, C-34, C-36, C-44
 PANEL LIGHT C-37
 TAIL LIGHT C-7
HEATER, BLOCK C-28
HIGH PRESSURE WARNING B-77
HINGE
 CONTROL PANEL B-40, B-42, B-43, B-44
 DOOR B-69, B-75
 SIDE DOOR B-66
HOSE C-20, C-39, C-41
 .31 FUEL C-21
 -12JIC X 68" C-19
 -4 JIC X 24" C-29
 -4JIC X 19" C-29
 5/16" FUEL B-34
 AIREND INTAKE B-36
 BOTTOM RADIATOR B-16
 BRAKE 3/16 X 12 C-13, C-15
 BRAKE 3/16 X 13 C-13, C-15
 BRAKE 3/16 X 24" C-12, C-14, C-16
 BRAKE 3/16 X 40 C-11, C-13, C-15
 BRAKE 3/16 X 50" C-12, C-14, C-16
 BRAKE 3/8 X 12 C-11
 BRAKE 3/8 X 13 C-11
 ENGINE INTAKE B-36
 HEATER C-28
 RADIATOR TOP B-15

WORD INDEX

- HOSE ASM. B-58, B-61
-12JIC X 24" C-19
DISCHARGE B-62
HOSE ASSEMBLY B-50, B-51, B-54
HOSE REEL C-38
HOT PRESSURIZED FLUID WARNING B-78
HOURMETER B-39, B-45, B-46
HOUSING
O T B V B-23, B-24, B-25
HUB & DRUM with STUDS C-2, C-5
HUB w/ CUPS & STUDS B-7, B-8
HUB with STUDS & BEARING CUPS C-4
- I**
IMPROPER OPERATION B-78
INDICATOR
OIL LEVEL B-56
RESTRICTION C-47
SEPARATOR ELEMENT C-29
INDICATOR, SEPARATOR DELTA P C-29
INSTRUMENT / CONTROL PANEL BEGIN WITH SN
340182 B-44
INSTRUMENT / CONTROL PANEL BETWEEN SN
326421 & 333282 B-42
INSTRUMENT / CONTROL PANEL BETWEEN SN
333281 & 340182 B-43
INSTRUMENT / CONTROL PANEL PRIOR TO SN
326422 B-39, B-40, B-41
ISOLATOR B-12, B-13
- J**
JACK ASM. B-2
JACK ASSEMBLY B-6
J-BOLT B-38
- K**
KEY B-41, C-47
M8 X 10 X 60 B-18, B-19
NON- REMOVABLE IGNITION B-42, B-43, B-44
REMOVABLE IGNITION B-42, B-43
KEY LOCK CYLINDER C-47
KNOB ASM. B-48, C-35
- L**
LABEL
BLANK WARNING MODULE B-40
LAMP
28V C-27
LAMP ASM. B-75
MINATURE C-37
LAMP ASSEMBLY B-71
LAMP, PANEL ILLUMINATION C-37
LATCH
PLASTIC ENDCAP B-73
SLAM B-66, B-69
SLAM DOOR B-75
- LEVER
PARKING BRAKE C-3, C-9, C-17
LEVER & PIN
LH PARKING C-6
RH PARKING C-6
LEVER KIT
LH ACTUATING C-3
RH ACTUATING C-3
LIGHT
AMBER CLEARANCE B-10
AMBER FLASHNG C-31
AMBER SIDE B-49, C-43
COMBO TAIL B-10
LICENSE B-10, B-49, B-71, B-74, C-8, C-43
RED CLEARANCE B-10, B-71, B-73, C-8
RED SIDE B-49, C-43
STOP / TAIL B-49, C-43
TAIL C-7
YELLOW CLEARANCE B-71, B-73, C-8
LIGHT, REVOLVING AMBER C-31
LIGHTS
DIAGNOSTIC C-34
LIP C-47
LOCK
COUPLING HOSE C-40, C-42
LUBRICATOR
1 QT. C-32
2 QT. C-33
LUNETTE
ADJUSTABLE HEIGHT C-22, C-24
- M**
MAGNET KIT C-3
MANIFOLD
HOSE REEL C-39, C-41
MECH. AIR FILTER RESTRICTION IND. C-47
METER
ELECT/MECH HOUR B-42, B-43, B-44, B-47,
C-35
MISCELLANEOUS OPTIONS C-47
MODULE
2 LIGHT DIAGNOSTIC C-44
2 LIGHT WARNING C-26, C-34, C-35
4 LIGHT DIAGNOSTIC C-34, C-36, C-44
MUFFLER B-12
.062 ORIFICE B-59
0.062 ORIFICE B-51, B-55, B-63
0.140 ORIFICE B-50, B-54, B-63
ORIFICE 0.140 B-58
- N**
NET
HEX M08 C-17

WORD INDEX

NIPPLE B-22, B-51, B-55, C-38
1.25 X 7" B-59
1/4 NPT X .88' B-64
1-1/4 X 2 C-32, C-33
1-1/4 X 4.5" C-46
CLOSE 3/4 C-19
LONG 1.25 X 7" B-33
LONG 1.25 X 8" B-30

NOZZLE

.286 ORIFICE SONIC B-57
.286 ORIFICE SONIC P100 B-50, B-53
.286 SONIC ORIFICE (P100) B-28
.319 ORIFICE SONIC B-57
.319 ORIFICE SONIC P130 B-50, B-53
.319 SONIC ORIFICE (P130) B-29
.361 ORIFICE SONIC B-57
.361 ORIFICE SONIC P160
 P185 Rerate B-50, B-53
.361 SONIC ORIFICE B-33
.361 SONIC ORIFICE (P160) B-29
.378 ORIFICE SONIC B-57
.378 ORIFICE SONIC P175 B-50, B-53
.378 SONIC ORIFICE (P175) B-29
.394 ORIFICE SONIC P185
 XP185 B-50, B-53
.394 SONIC ORIFICE (P185) B-29
.395 ORIFICE SONIC B-57
.395 SONIC ORIFICE B-33
.395 SONIC ORIFICE (P185) B-29

NUT

BRAKE MOUNT HEX C-2, C-5
HEX 1/4-20 B-41, B-65
HEX 5/16-18 B-13
HEX FLANGE M06-1.0 B-13
HEX FLANGE M08 B-16
HEX FLANGE M08-1.25 . B-23, B-24, B-25, B-74
HEX FLANGE M12 B-4
HEX FLANGE M16 C-23, C-24
HEX JAM 5/16-24 B-14
HEX LOCK 1/4-20 B-17
HEX LOCK 3/8-16 B-12
HEX LOCK 5/16-18 B-29, B-33, C-46
HEX LOCK M06 B-16
HEX M08-1.25 B-66, B-69, C-9
HEX M10 C-17
HEX M10-1.5 C-9
HEX M10-1.50 C-30
HEX M16 C-11, C-13, C-15, C-22
HEX M16-2.0 B-4, C-47
HEX NYLOC 1/2-13 B-6
HEX NYLOC M08 B-35
HEX NYLOC M16-2.0 B-5
HEX FLANGE M12 C-22, C-24
LOCK 1/4-20 B-38
LOCKING 5/16-18 C-10, C-18
LOOP HANDLE C-47
NYLOC 1/2-13 C-12, C-14, C-16
NYLOC M12-1.75 B-12
NYLOC M16 C-22, C-23, C-24
PLASTIC #4-40 B-42, B-43, B-44, C-35
SPINDLE B-7, B-8, C-2, C-4, C-5
WHEEL B-7, B-8, C-2, C-4, C-5

O

OIL FILL B-77
OIL TEMPERATURE BY-PASS VALVE BEGIN with
SN 373446 B-25
OIL TEMPERATURE BY-PASS VALVE BETWEEN
SN 335786 & 373445 B-24
OIL TEMPERATURE BY-PASS VALVE PRIOR TO
SN 335786 B-23
OILER, 1 QUART HOSE REEL C-32
OILER, 2 QUART HOSE REEL C-33
OPERATING INSTRUCTIONS B-78
ORIFICE
 .062 MUFFLER B-28, B-32
 .140 MUFFLER B-31
 0.140 MUFFLER B-30
 OIL B-24, B-25
ORIFICE / CHECK VALVE B-51, B-55
O-RING . . B-20, B-21, B-23, B-24, B-25, B-26, B-31,
B-48, B-52, B-56, B-60, B-62, C-25, C-36, C-38
 3.5 mm X 82 B-20

WORD INDEX

P

PAN
 BAFFLE BELLY B-67
 CENTER BELLY B-4
 CRBSD BELLY B-3
 ENGINE BELLY B-67
 STSD BELLY B-3

PANEL
 ACCESS DOOR ACOUSTIC B-76
 ACRYLIC B-39
 BOTTOM REAR END ACOUSTIC B-76
 FRONT ROOF ACOUSTIC B-76
 INLET BAFFLE ACOUSTIC B-76
 INSTRUMENT . . B-42, B-43, B-44, C-25, C-27, C-34, C-35
 REAR END ACOUSTIC B-76
 REAR ROOF ACOUSTIC B-76
 SIDE B-68, B-72
 SIDE DOOR ACOUSTIC B-76

PANEL, FULL DIAGNOSTICS INSTRUMENT w/
 ELECTRIC AFRI C-34

PANEL, FULL GAUGE INSTRUMENTwo/ START-
 RUN VALVE C-35, C-36

Parts Ordering 2-1

PIN
 CLEVIS .31 X .75 C-9, C-17
 COTTER B-7, B-8, C-2, C-4, C-5
 COTTER .09 C-10, C-18
 QUICK RELEASE B-17
 ROLL B-6
 SHOE HOLD DOWN C-3

PIPE
 TAIL B-13

PISTON
 UNLOADER B-22

PLATE
 BAIL EYE B-3

PLATE AS.
 BACKING C-6

PLATE ASM.
 LH BACKING C-3
 RH BACKING C-3

PLUG B-23, B-51, B-52, B-54, B-56, B-60, C-38
 1 5/8 B-26, B-31
 1/4 NPT B-58
 ADJUSTING SCREW C-3
 ADJUSTING SLOT C-6
 CAP B-37
 EZ LUBE RUBBER C-2, C-4, C-5
 HEX 1.06-12 B-32
 HEX 5/8-18 B-62
 HEX 7/16-20 B-62
 HEX COUNTER SINK C-19
 HEX COUNTERSINK 1-1/4" C-39
 HEX COUNTERSINK 3/4" C-39, C-41
 HEX CSNK SAE 3/4-16 O-RING B-20
 HEX CTRSK B-16
 HEX HEAD SAE 7/16-20 O-RING B-21
 HEX HEAD SAE 9/16-18 O-RING B-21
 HOLE B-66
 VENTED 1.62 B-60

PLUNGER PIN KIT B-6

POINTER ASSEMBLY B-26, B-56

R

RADIATOR B-15

RADIATOR FILL B-78

RECEPTACLE B-67
 CLIP ON B-67

REDUCER
 FUEL LINE B-35
 TUBE C-20

REEL ASM.
 HOSE C-39, C-41

REEL ASM., HOSE C-38

REEL, DOUBLE HOSE C-41, C-42

REEL, SINGLE HOSE C-39, C-40

REFLECTOR B-65
 AMBER B-10, B-71, B-73, C-7
 RED B-10, B-71, B-73, C-8

RELAY B-36, B-47, B-48, C-26, C-44
 BYPASS B-46
 FUEL SHUTDOWN C-34, C-36
 START PROTECT B-45, B-46
 STARTER B-45, B-46

RESERVOIR
 OVERFLOW B-15

RESISTOR B-45

RETAINER B-67

RIVET B-41, B-65, B-77
 3/16 ALUMINUM B-68
 3/16 SS B-41, B-71
 3/16 X 1/8 B-69, B-75
 3/16" ALUMINUM B-42, B-43, B-44, B-73
 ALUMINUM BULB B-70

ROOF B-74
 3 CYLINDER B-68
 4 CYLINDER B-68

ROOF P130 - P175 B-65

ROOF P185 B-65

WORD INDEX

ROTATING FAN WARNING B-77, B-78
 RUNNING GEAR
 EZ-LUBE C-2, C-5
 RUNNING GEAR COMPLETE Begin w/ S/N 358350
 B-8
 RUNNING GEAR COMPLETE Prior to S/N 358350 .
 B-7
 RUNNING GEAR w/ BRAKES C-17

S

SCHEMATIC, 4 LIGHT WIRING C-43
 SCHEMATIC, OPTION WIRING C-44
 SCREW
 11/32" HI-LO B-72
 BRAKE MOUNT C-2, C-5
 CAP SOC HD 3/8-16 X 2" B-18
 FILLISTER HD #10-32 X 1/2 C-26
 FLANGE LOCK M08-1.25 X 16 B-20
 FLAT PH #6 X 3/8" B-39
 HEX #10-32 X 1.25" C-31
 HEX #10-32 X 1/2" B-35
 HEX 1/2-13 X 4 C-11, C-13, C-16
 HEX 1/4-20 X 1" B-17
 HEX 3/8-16 X 1.50" C-38
 HEX 5/16-18 X 1 C-10, C-18
 HEX 5/16-18 X 1.25" B-13
 HEX FLANG HD M16 X 30 C-2, C-5
 HEX FLANG HD M16 X 50 C-4
 HEX FLANGE 3/8-16 X 1.25" B-19
 HEX FLANGE HD M12 B-26, B-31
 HEX FLANGE HD M12 X 25 B-2
 HEX FLANGE HD M12 X 40 B-5
 HEX FLANGE M10-1.5 X 30 B-18, B-19
 HEX FLANGE M12-1.75 X 25 C-22, C-24
 HEX M06-1.0 X 25 B-13
 HEX M06-1.0 X 55 B-16
 HEX M08-1.25 X 16 B-36
 HEX M08-1.25 X 20 B-16
 HEX M08-1.25 X 25 B-24, B-25, C-9, C-17, C-39,

C-41
 HEX M08-1.25 X 70 B-12, B-23
 HEX M08-1.25 X 80 B-23, B-24, B-25
 HEX M10-1.5 X 35 C-9, C-17
 HEX M10-1.50 X 20 B-11, B-14, C-30
 HEX M12-1.75 X 30 B-11
 HEX M12-1.75 X 40 C-20
 HEX M12-1.75 X 70 B-12
 HEX M12-1.75 X 80 B-14
 HEX M16 X 200 C-11, C-13, C-15
 HEX M16-2.0 X 12 C-22
 HEX M16-2.0 X 120 B-4, C-47
 HEX M16-2.0 X 30 B-2, B-7, B-8
 HEX M16-2.0 X 50 C-23, C-24
 HEX M16-2.0 X 75 B-5, C-22, C-23, C-24
 HEX SHT MTL #10 X 1 B-71
 HEX TAPPING 1/4-10 X 3/4 B-70
 HEX TAPPING M06-1.0 X 12 B-65, B-67, B-68
 HEX TAPPING M06-1.0 X 14 B-65, B-67, B-70
 HEX TAPPING M06-1.0 X 20 B-65
 HEX TAPPING M08-1.25 X 20 B-67, B-70
 PAN HD #8-32 X 0.6 C-35
 PLASTIC TAPPING B-42, B-43, B-44
 SOC HD CAP M08-1.25 X 25 B-20
 SOC HD M06-1.0 X 20 B-21
 SOC HD M08-1.25 X 16 B-20
 SOC HD M08-1.25 X 45 B-20
 SOC HD SHLDR 1/4-20 X .44 THD X .38 SHLDR
 B-65
 SOCKET HD SET 3/8-16 X 1/4" B-19
 SOCKET HEAD CAP M10-1.50 X 25 B-21
 TAPPING 1/2-13 X 1" C-30
 TAPPING 1/4-10 X .75" B-74
 TAPPING 38-16 X 3/4" B-38
 TAPPING M06-1.0 X 12 B-5, B-36, B-72, B-74,
 C-7, C-28
 TAPPING M06-1.0 X 14 B-10, B-16, B-73, C-7,
 C-12, C-14, C-16, C-40, C-42
 TAPPING M06-1.0 X 20 B-16, C-10, C-12, C-14,
 C-16, C-18
 TAPPING M08-1.25 X 20 B-3, B-4, B-10, B-12,
 B-16, B-23, B-24, B-25, B-26, B-31, B-34, B-36,
 B-38, B-72, C-8, C-12, C-14, C-16, C-28, C-46
 TAPPING M08-1.25 X 40 B-34
 SCREW ASM.
 ADJUSTING C-3, C-6
 SEAL
 EZ LUBE GREASE C-2, C-4, C-5
 GREASE B-7, B-8
 LIP B-20
 U-CUP B-22
 U-TYPE VITON B-23, B-24, B-25

WORD INDEX

- SENDER
DISCHARGE TEMPERATUREC-25, C-36
ENGINE TEMPERATUREC-25, C-34, C-36
FUEL LEVELC-26, C-34, C-36, C-44
OIL PRESSUREC-25, C-36
PRESSUREC-44
TEMPERATUREC-44
- SENSOR
THERMAL B-45, B-46
- SEPARATOR TANK COMPLETE BEGIN WITH SN
341775 B-31, B-32, B-33
- SEPARATOR TANK COMPLETE PRIOR TO SN
341775 B-26, B-27, B-28, B-29, B-30
- SERIAL NUMBER PLATEB-77
- SHAFT
BEARINGC-38
- SHOEC-3, C-6
- SHROUD
FANB-15
- SOLENOID
12 VDCC-45
A/E HIGH AIR TEMPB-48
FUEL B-45, B-46
- SPACERB-67, C-10, C-18
FANB-12
HYDRAULIC DRAWBARC-11, C-13, C-15
NYLONB-17
- SPARK ARRESTORC-47
- SPRING B-23, B-24, B-25, B-41, C-38, C-47
ADJUSTERC-3
GAS B-65, B-69, B-74
OIL FILTERB-22
RETRACTORC-3
SHOE HOLD DOWNC-3
UNLOADER PISTONB-22
UNLOADER VALVEB-21
- STARTER B-45, B-46, B-47
- STEM
UNLOADERB-21
VALVEB-9
- STIFFNER
CURB SIDEB-68
PLASTIC ENDCAPB-72
STREET SIDEB-68
- STOP
DOORB-71, B-75
- STRAINER
FUEL TANKC-47
- STRAP
GROUNDB-38
HOLD DOWN EXTERIORB-34
HOLD DOWN INTERIORB-34
WATER BOTTLE HOLDDOWNB-17
- STRIP
SEALB-17
- STUD C-2, C-4, C-5
BALLB-66, B-69
BALL M08 B-74
M06 X 15 RING B-67
SHORT B-67
WHEELB-7, B-8
- SUPPORT
CENTRAL DRAIN C-20
HYDRAULIC ACTUATORC-11, C-13, C-15
LH SIDE B-66
RH SIDE B-66
WATER BOTTLE B-15
- SWITCH
ALARM (A/E HIGH TEMP) B-48
ALARM (A/E HIGH TEMP) B-48
ALARM (DISCHG HIGH TEMP) B-48
ENGINE OIL PRESSUREB-45, B-46, B-47
ENGINE TEMPERATUREB-45, B-46
IGNITION B-40, B-42, B-43, B-44, B-48, C-35
ROCKER C-45
SHUT DOWNB-33, B-62
STARTB-45, B-46
TEMPERATURE B-48
TOGGLE C-31
VACUUM C-34, C-36
- SWITCH. CPRSR TEMPERATUREB-45, B-46
- SWITHC
BREAKAWAY C-7
- T**
- TAB
MALE SPADE C-36
- TACHOMETER C-35, C-44
- TAIL LIGHT & BRAKE WIRING B-10
- TAIL LIGHT WIRING DIAGRAM B-49
- TANK
FUELB-34, C-21
HEATER C-28
SEPARATORB-26, B-31
- TEE
1/4 NPT X 3/8 TUBE C-45
1/8 NPT B-61
1/8 NPT STREET C-36
1/8 STREET C-25
3/16 INVERTED C-11, C-13, C-15
STREETB-51, B-55, B-59
STREET 1/2 NPTB-27, B-32, C-29
STREET 1/4 NPTB-51, B-54, B-58, B-63, C-29
SWIVEL NUT -16JIC C-20
- TERMINAL
LUG C-7
SNAP C-7
SPLICE C-7
- TIRE
ST205/75D15 B-9
- TOW CHAINS NOTICE B-77
- TRAY
BATTERY B-38

WORD INDEX

TUBE

COOLER	B-51, B-54
JACK MOUNTING	B-3
OIL	B-15, B-17
SCAVANGE	B-27
SCAVENGE	B-50, B-54
SERVICE	B-27, B-32, B-50, B-54, B-57, B-63
SIGHT	B-60
SIGHT GAUGE	B-31
TUBE ASM.	B-62
BOTTOM COOLER	B-58
OIL INJECTION	B-22
TOP COOLER	B-58
TUBE ASSEMBLY	B-52, B-56
TUBE ASSEMBLY P185 - XP185	B-52, B-56
TUBING	B-50, B-53, B-57, B-61, B-63
3/16 X 18.88"	C-12, C-14, C-16
3/8 SYNIFLEX	C-45
5/16"	B-17

U

U-BOLT	B-12
UNION	
1-1/4 NPT	C-32, C-33
UNION. 3/16	C-14

V

V. I. N.	B-77
V. I. N. OVERLAY	B-77

VALVE

1/4 NPT BALL	B-28, B-32
3-WAY	B-64
BALL	B-50, B-53, B-57
BALL 3/4 T-HANDLE	C-19
BLOWDOWN	B-28, B-32, B-51, B-55, B-59
BYPASS	B-51, B-55, B-59
CHECK	B-27, B-32
CHECK .078	B-62
DRAIN	B-16, C-21
DUST EJECTOR	B-37
GLOBE	C-38
MINIMUM PRESSURE CHECK	C-39, C-41
ORIFICE / CHECK	B-59
OSHA CHECK	C-40, C-42
PRESSURE REGULATOR	B-30, B-32, B-51, B-55, B-59, B-63, B-64
SAFETY	B-51, B-55, B-59
SAFETY 150 PSI	B-28, B-33
SAFETY 150 PSI (P100-P185)	B-28
SAFETY 200 PSI	B-33, B-59
SAFETY 200 PSI (XP185)	B-28
SAFETY XP185	B-51, B-55
SOLENOID 24V	B-64
UNLOADER	B-21
WYE	B-30, B-33, B-52, B-56, B-60, C-46
VALVE, ELECTRIC START-RUN	C-45
VALVE, MINIMUM PRESSURE	C-46

VALVE

MINIMUM PRESSURE	C-46
------------------	------

W

WASHER

3/8 FLAT	C-9
3/8" LOCK	C-38
FLAT	B-4, B-12, B-14, B-40, B-65, B-66
FLAT 1/4	B-16
FLAT 3/8	B-16, B-33, C-17
FLAT 7/8"	C-40, C-41
FLAT PLASTIC	B-17
PLASTIC	B-38, B-41
SNUBBING	B-12
SPINDLE	B-7, B-8, C-2, C-4, C-5
TANG	B-8, C-2, C-5

WHEEL

15 X 6	B-9
--------	-----

WHEEL ASM.

15" TIRE and	B-2
--------------	-----

WIRE

14 AWG	C-31
14 AWG BROWN	C-45
14 AWG ORANGE	C-45
14 GA BLACK	C-8

WIRING DIAGRAM

WIRING DIAGRAM BEGIN with S/N 326649	B-77
B-48	

WIRING DIAGRAM BETWEEN S/N 308296 & 326649

B-46

WIRING DIAGRAM TO S/N 308296	B-45
------------------------------	------

WSHER

5/16" FLAT	B-20
------------	------

Y

YOKE

CASTER WHEEL	B-6
--------------	-----



Ingersoll Rand Company
Utility Equipment
P.O. Box 868 - 501 Sanford Ave
Mocksville, N.C. 27028