



Doosan Infracore
Portable Power



PARTS MANUAL

COMPRESSOR MODEL

P185WJD
P185WJD RE-RATE

Codes:G & H

Doosan purchased Bobcat Company from Ingersoll-Rand Company in 2007. Any reference to Ingersoll-Rand Company or use of trademarks, service marks, logos, or other proprietary identifying marks belonging to Ingersoll-Rand Company in this manual is historical or nominative in nature, and is not meant to suggest a current affiliation between Ingersoll-Rand Company and Doosan Company or the products of either.

Doosan Infracore Portable Power
P.O. Box 868 - 501 Sanford Ave
Mocksville, N.C. 27028
www.doosanportablepower.com

Book 22591986 Revision D (03/08)
Revised (09-12)

TABLE OF CONTENTS

TITLE	PAGE
Section B - COMPRESSOR PARTS	
FRAME and LIFTING BAIL	B-2
FRAME and LIFTING BAIL	B-3
DRAWBAR	B-4
JACK ASSEMBLY	B-5
RUNNING GEAR COMPLETE	B-6
RUNNING GEAR COMPLETE	B-7
15" TIRE and WHEEL	B-8
TAIL LIGHT and BRAKE WIRING	B-9
ENGINE and MOUNTS	B-10
ENGINE and MOUNTS	B-11
ENGINE and MOUNTS	B-12
ENGINE EXHAUST	B-13
COOLING COMPLETE	B-14
COOLING COMPLETE	B-15
FAN SHROUD	B-16
FAN SHROUD	B-17
AIR END COMPLETE	B-18
AIR END ASSEMBLY	B-19
AIR END ASSEMBLY	B-20
UNLOADER ASSEMBLY	B-21
OIL TEMPERATURE BY-PASS VALVE	B-22
SEPARATOR TANK COMPLETE	B-23
AIR SERVICE COMPLETE	B-24
FUEL TANK COMPLETE	B-25
AIR INTAKE FILTERS and RELAYS	B-26
AIR CLEANER ASSEMBLY	B-27
BATTERY	B-28
INSTRUMENT PANEL ASSEMBLY	B-29
INSTRUMENT PANEL ASSEMBLY	B-30
WIRING DIAGRAM	B-31
WIRING DIAGRAM	B-32
TAIL LIGHT WIRING DIAGRAM Prior to S/N 391392	B-33
TAIL LIGHT WIRING DIAGRAM Begin with S/N 391392	B-34
AIR and OIL PIPING	B-35
AIR and OIL PIPING	B-36
AIR and OIL PIPING	B-37
AIR and OIL PIPING	B-38
AIR and OIL PIPING OPTIONS	B-39
ENCLOSURE COMPLETE	B-40
ENCLOSURE COMPLETE	B-41
ENCLOSURE COMPLETE	B-42
ENCLOSURE COMPLETE	B-43
FOAM INSULATION COMPLETE	B-44
DECAL LOCATION	B-45
DECAL LOCATION	B-46

TABLE OF CONTENTS

TITLE	PAGE
Section C - OPTION PARTS	
AXLE, ELECTRIC BRAKE	C-2
SHOE, ELECTRIC BRAKE	C-3
AXLE, EZ LUBE	C-4
AXLE, HYDRAULIC BRAKE	C-5
SHOE, HYDRAULIC BRAKE	C-6
BRAKES, 2-LIGHT w/ ELECTRIC	C-7
BRAKES, 2-LIGHT w/ ELECTRIC	C-8
BRAKES, 4-LIGHT w/ ELECTRIC	C-9
BRAKES, 4-LIGHT w/ ELECTRIC	C-10
BRAKES, PARK w/ ELECTRIC	C-11
BRAKES, PARK w/ ELECTRIC	C-12
BRAKES, ADJ. HT. DRAWBAR w/ HYDRAULIC	C-13
BRAKES, ADJ. HT. DRAWBAR w/ HYDRAULIC	C-14
BRAKES, EXTENDED DRAWBAR w/ HYDRAULIC	C-15
BRAKES, EXTENDED DRAWBAR w/ HYDRAULIC	C-16
BRAKES, HYDRAULIC	C-17
BRAKES, HYDRAULIC	C-18
BRAKES, PARK W/ HYDRAULIC	C-19
BRAKES, PARK W/ HYDRAULIC	C-20
DRAINS, CENTRAL	C-21
DRAINS, CENTRAL	C-22
DRAIN, FUEL TANK	C-23
DRAWBAR, ADJUSTABLE HEIGHT	C-24
DRAWBAR, EXTENDED	C-25
DRAWBAR, EXTENDED / ADJUSTABLE HEIGHT	C-26
GAUGE, 4-in-1	C-27
GAUGE, FUEL LEVEL	C-28
GAUGE, TACHOMETER	C-29
HEATER, BLOCK	C-30
INDICATOR, SEPARATOR DELTA P	C-31
DROPLEG, BUMPER w/ REAR	C-32
LIGHT, REVOLVING AMBER	C-33
OILER, 1 QUART HOSE REEL	C-34
OILER, 2 QUART HOSE REEL	C-35
PANEL, FULL DIAGNOSTICS INSTRUMENT w/ ELECTRIC AFRI	C-36
PANEL, FULL GAUGE INSTRUMENT wo/ START-RUN VALVE	C-37
PANEL, FULL GAUGE INSTRUMENT wo/ START-RUN VALVE	C-38
LAMP, PANEL ILLUMINATION	C-39
REEL ASM., HOSE	C-40
REEL, SINGLE HOSE	C-41
REEL, SINGLE HOSE	C-42
REEL, DOUBLE HOSE	C-43
REEL, DOUBLE HOSE	C-44
SCHEMATIC, 4 LIGHT WIRING	C-45
SCHEMATIC, OPTION WIRING	C-46
VALVE, ELECTRIC START-RUN	C-47
VALVE, MINIMUM PRESSURE	C-48
MISCELLANEOUS OPTIONS	C-49



Section A- Parts Ordering

GENERAL

This publication, which contains an illustrated parts breakdown, has been prepared as an aid in locating those parts which may be required in the maintenance of the unit. Always insist on genuine Ingersoll Rand branded parts for your unit.

Doosan Infracore Portable Power can bear no responsibility for injury or damages resulting directly from the use of non-approved repair parts.

Portable Power service facilities and Ingersoll Rand parts are available worldwide. Consult local yellow pages or visit: www.doosanportablepower.com.

Special order parts may not be included in this manual. Contact the Portable Power Parts Department with the unit serial number for assistance with these special parts.

Description

The illustrated parts breakdown illustrates and lists the various assemblies, subassemblies and detailed parts which make up this particular machine. This covers the standard models and the more popular options that are available.

In referring to the rear, the front or to either side of the unit, always consider the drawbar end of the unit as the front.

Standing at the rear of the unit facing the drawbar (front) will determine the right and left sides.

Fasteners

Both SAE/inch and ISO/metric hardware have been used in the design and assembly of these units. In the disassembly and reassembly of parts, extreme care must be taken to avoid damaging threads by the use of wrong fasteners.

How To Order

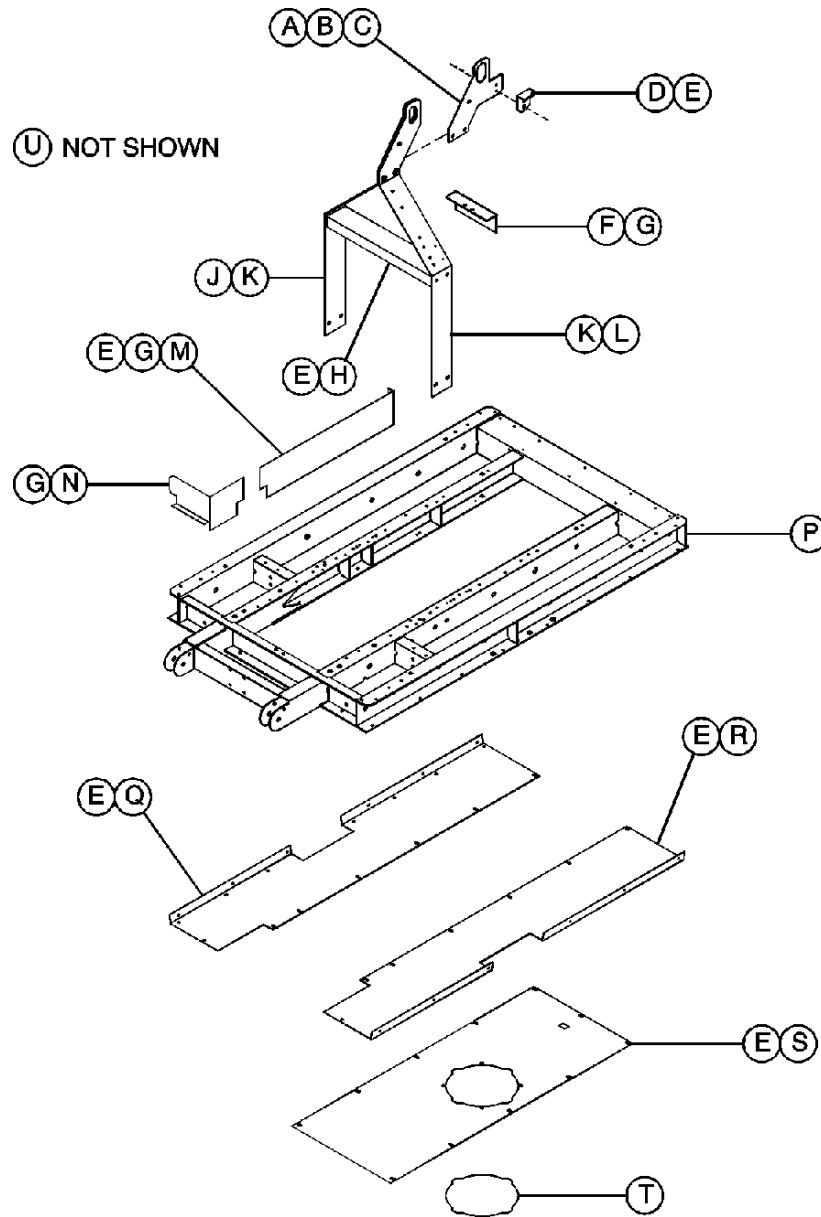
Always specify the model and serial number of the unit.

Specify the part number and description.



Section B - COMPRESSOR PARTS

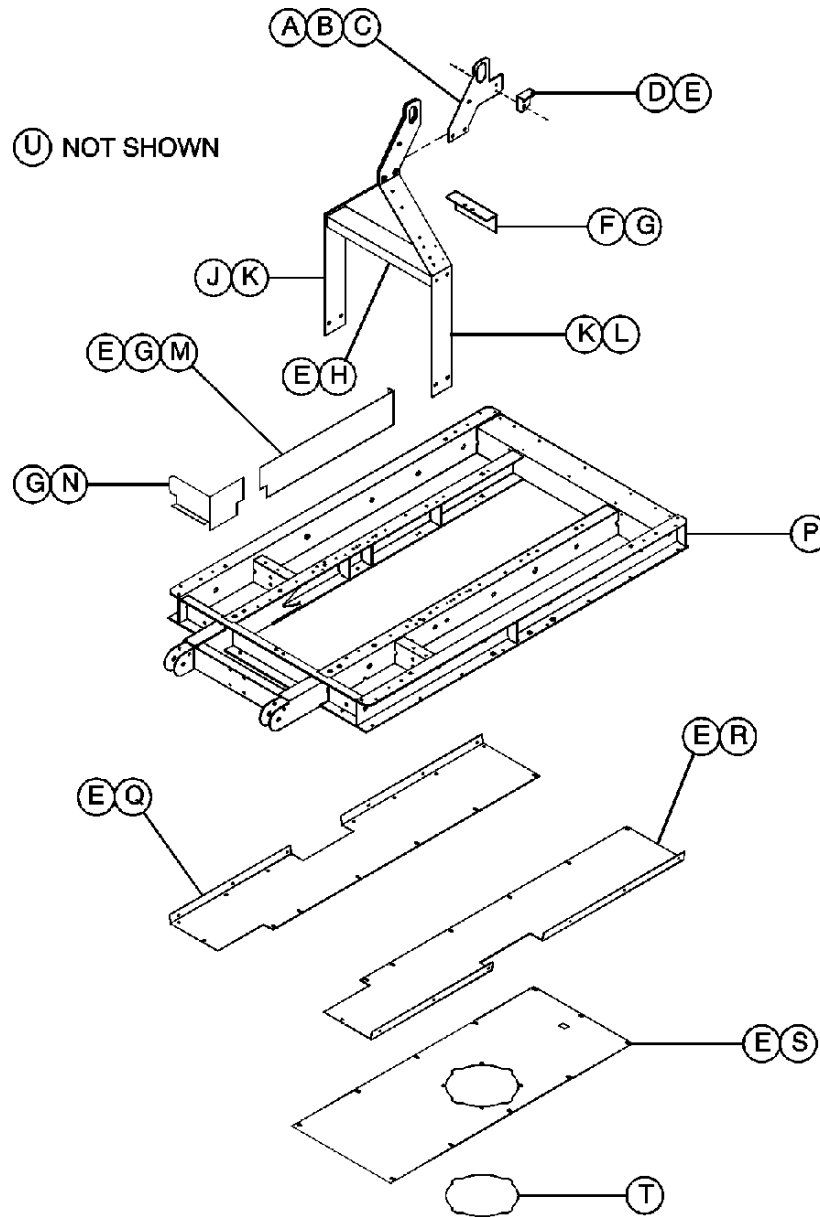
FRAME and LIFTING BAIL



22591986_02_04/05_A

ITEM	COMM. NO.	DESCRIPTION	QTY	DIMENSIONS/NOTES
A	36882165	PLATE, BAIL EYE	1	
B	36877793	SCREW, HEX FLANGE M12-1.75 X 40	3	
C	36879203	NUT, HEX FLANGE M12-1.75	3	
D	36883510	ANGLE, ROOF TIE	1	
E	35279025	SCREW, HEX TAPPING M08-1.25 X 20	26	
F	22252183	BRACKET, RELAY	1	
G	36787652	SCREW, HEX TAPPING M06-1.0 X 12	13	
H	36880870	CROSSMEMBER, LIFT BAIL	1	
J	36880854	BAIL, CURB SIDE LIFT	1	
K	36879492	SCREW, HEX FLANGE M12-1.75 X 25	12	
L	36880862	BAIL, STREET SIDE LIFT	1	
M	22505796	GUARD, TOOL BOX	1	

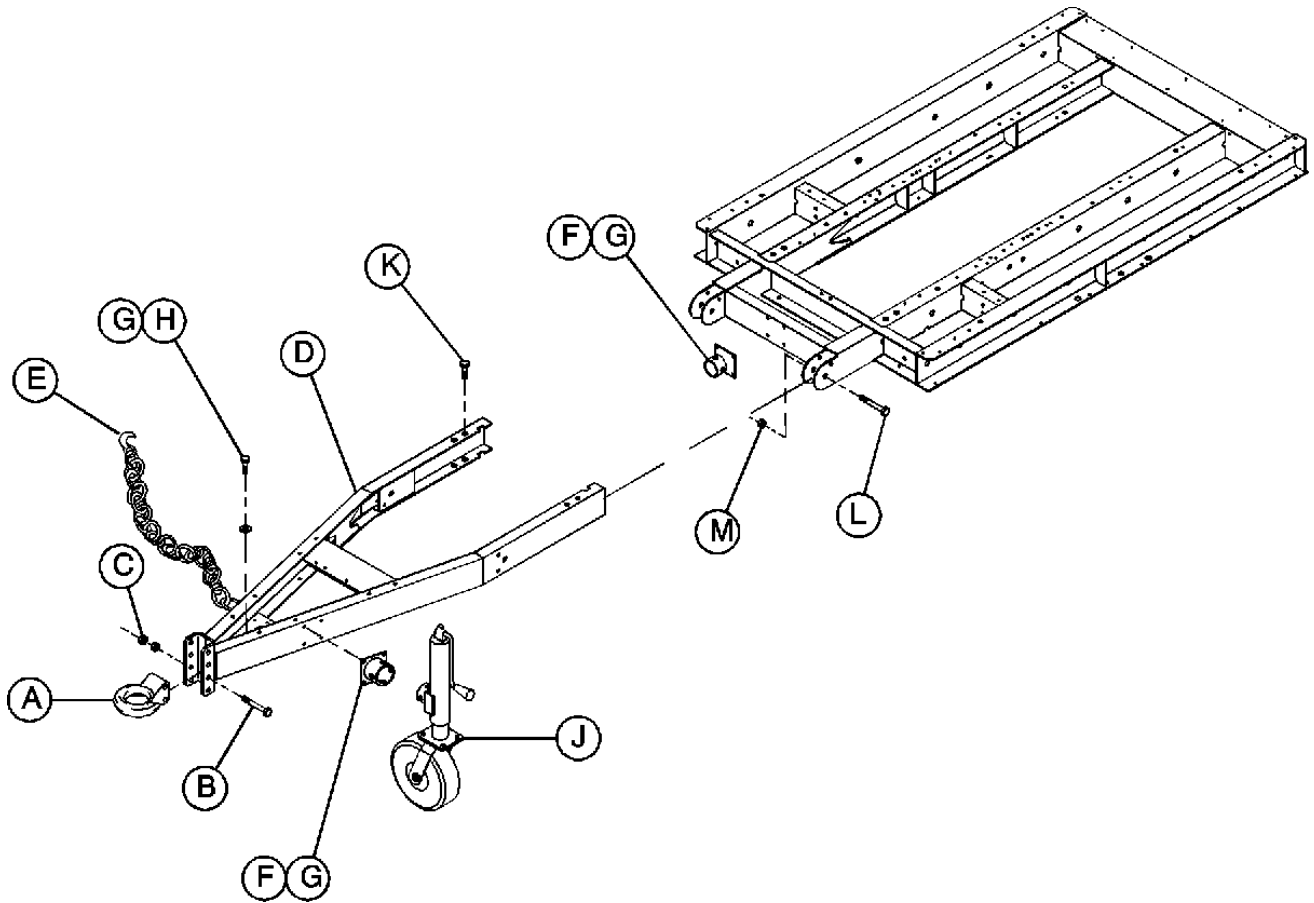
FRAME and LIFTING BAIL



22591986_02_04/05_A

ITEM	COMM. NO.	DESCRIPTION	QTY	DIMENSIONS/NOTES
N	36884716	GUARD, BATTERY	1	
P	22204614	FRAME	1	
Q	36882678	PAN, CURB SIDE BELLY	1	Prior to S/N 390889
	54529284	PAN, CURB SIDE BELLY GALVANNEAL	1	Begin w/ S/N 390889
R	36882686	PAN, STREET SIDE BELLY	1	Prior to S/N 390889
	54529292	PAN, STREET SIDE BELLY GALVANNEAL	1	Begin w/ S/N 390889
S	36880441	PAN, CENTER BELLY	1	Prior to S/N 390889
	54529086	PAN, CENTER BELLY GALVANNEAL	1	Begin w/ S/N 390889
T	36880623	COVER, FLEXABLE ACCESS	1	
U	22638431	GUARD, RADIATOR HOSE	1	

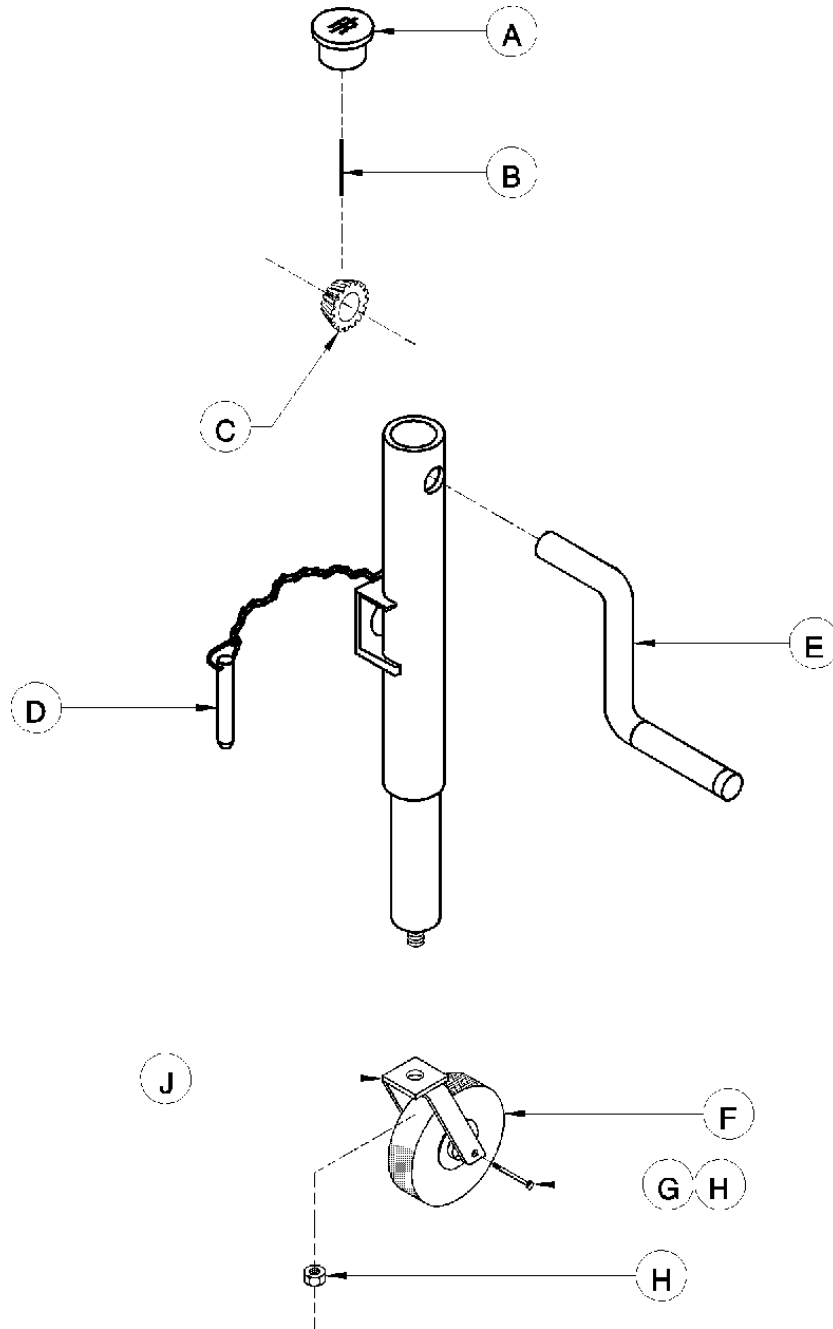
DRAWBAR



22591986_03_04/05_A

ITEM	COMM. NO.	DESCRIPTION	QTY	DIMENSIONS/NOTES
A	35605187	PINTLE EYE	1	
B	35376094	SCREW, HEX M16-2.0 X 120	2	
C	96701750	NUT, HEX M16-2.0	4	
D	36880458	DRAWBAR	1	
E	22144521	CHAIN and HOOK ASSEMBLY	2	
F	36796068	TUBE, JACK MOUNTING	2	
G	35279025	SCREW, HEX TAPPING M08-1.25 X 20	10	
H	95934899	WASHER, FLAT	2	
J	36888709	JACK ASSEMBLY	1	
K	36879492	SCREW, HEX FLANGE M12-1.75 X 25	4	
L	35290113	SCREW, HEX M16-2.0 X 75	2	
M	96704630	NUT, HEX NYLOC M16-2.0	2	

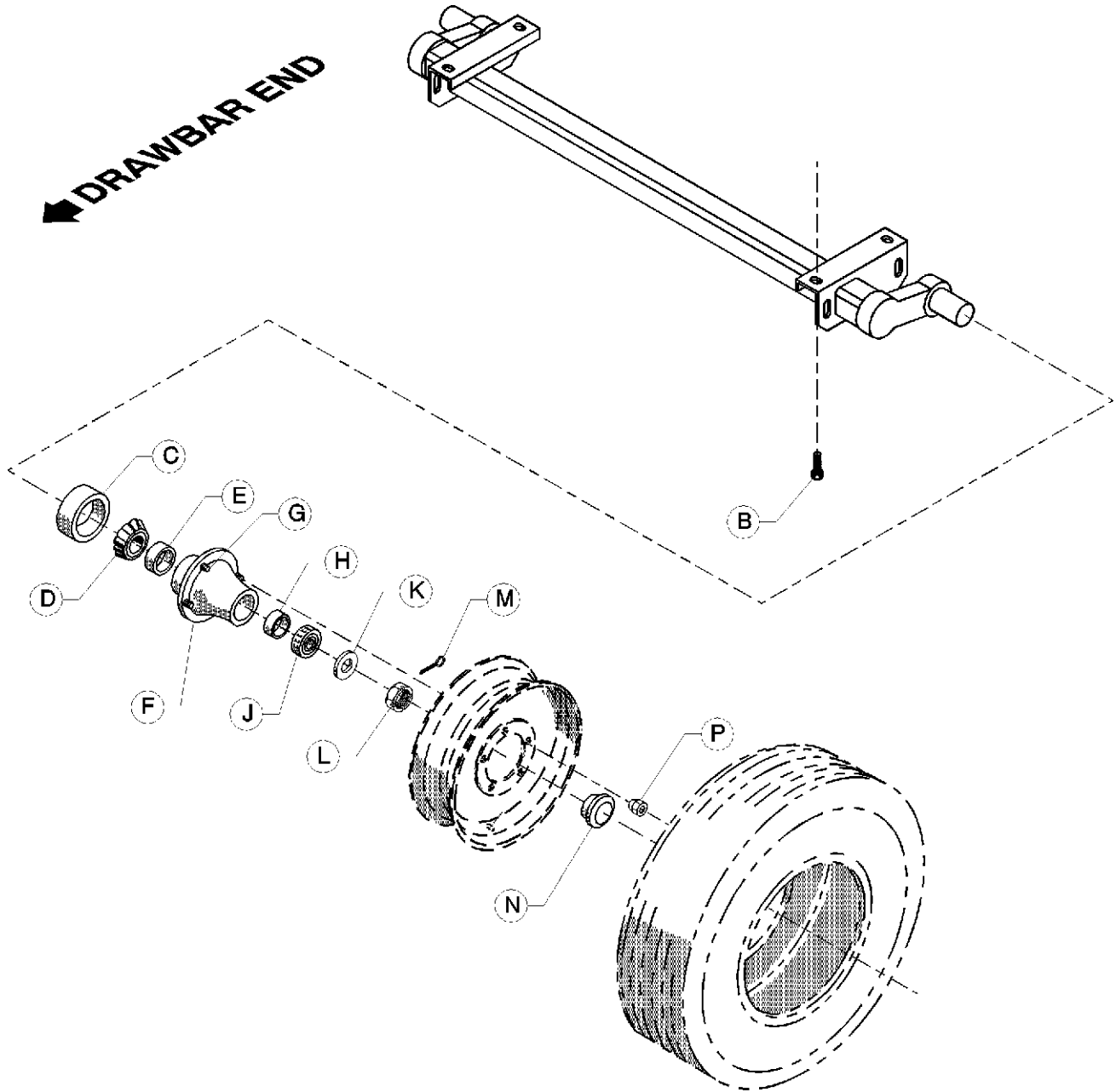
JACK ASSEMBLY



22591986_04_04/05_A

ITEM	COMM. NO.	DESCRIPTION	QTY	DIMENSIONS/NOTES
A	35392521	CAP	1	
B	35392539	PIN, ROLL	1	
C	35392547	GEAR, DRIVE	1	
D	35392554	PLUNGER PIN KIT	1	
E	35392562	HANDLE ASM.	1	
F	35392588	CASTER WHEEL	1	
G	35392596	BOLT, CASTER WHEEL 1/2-13 X 3.18"	1	
H	95923348	NUT, HEX NYLOC 1/2-13	2	
J	35392570	YOKE, CASTER WHEEL	1	

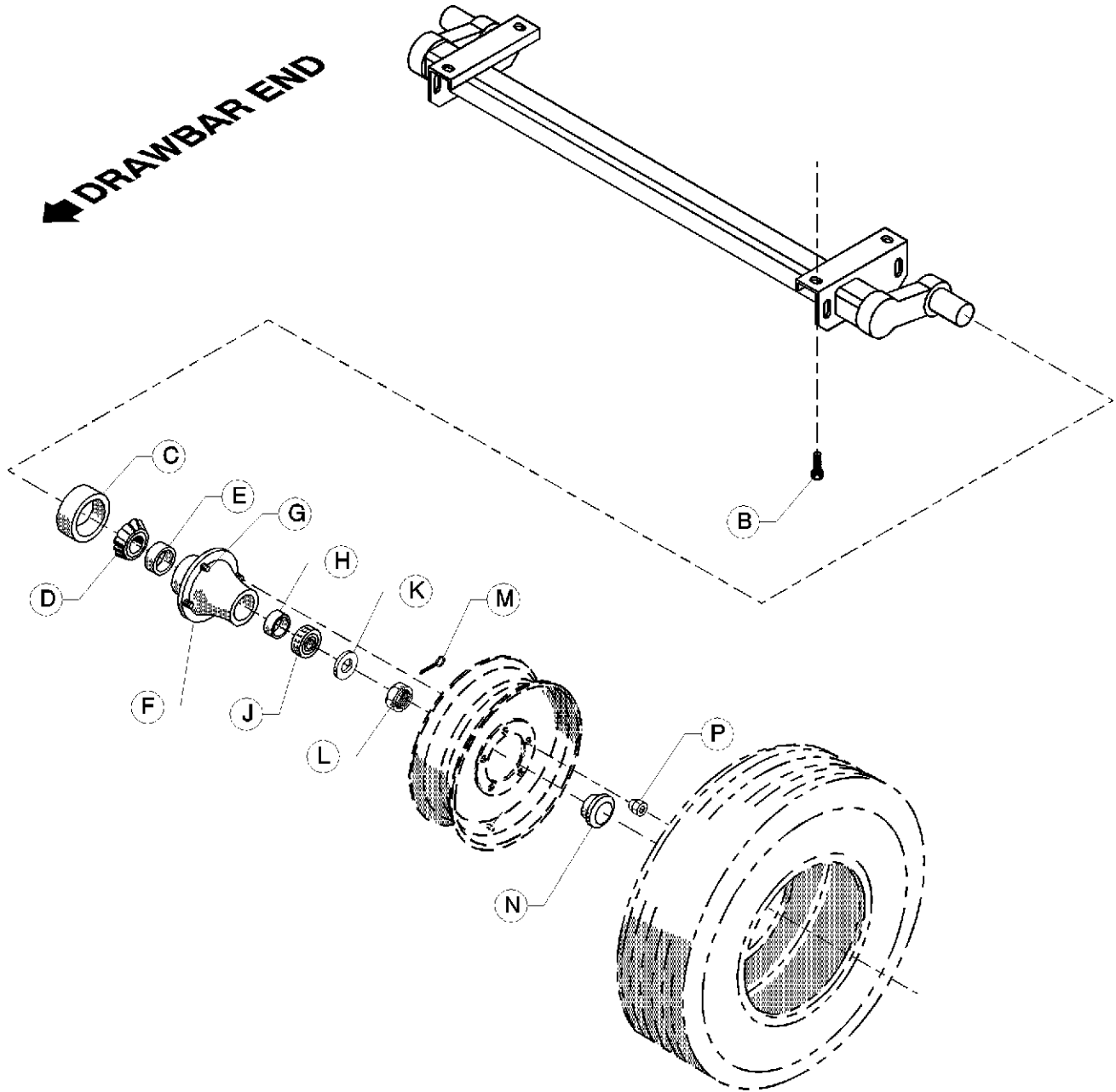
RUNNING GEAR COMPLETE



22591986_05_04/05_A

ITEM	COMM. NO.	DESCRIPTION	QTY	DIMENSIONS/NOTES
~	22469860	RUNNING GEAR, EZ-LUBE	1	
A	35085398	KIT, HUB	1	
B	96747142	SCREW, HEX M16-2.0 X 30	4	
C	35315142	SEAL, GREASE	2	INCLUDED IN ITEM A
D	35361864	CONE, INNER BEARING	2	INCLUDED IN ITEM A
E	35361872	CUP, INNER BEARING	2	INCLUDED IN ITEM A
F	35361880	HUB	2	INCLUDED IN ITEM A
G	35361898	STUD, WHEEL	10	INCLUDED IN ITEM A

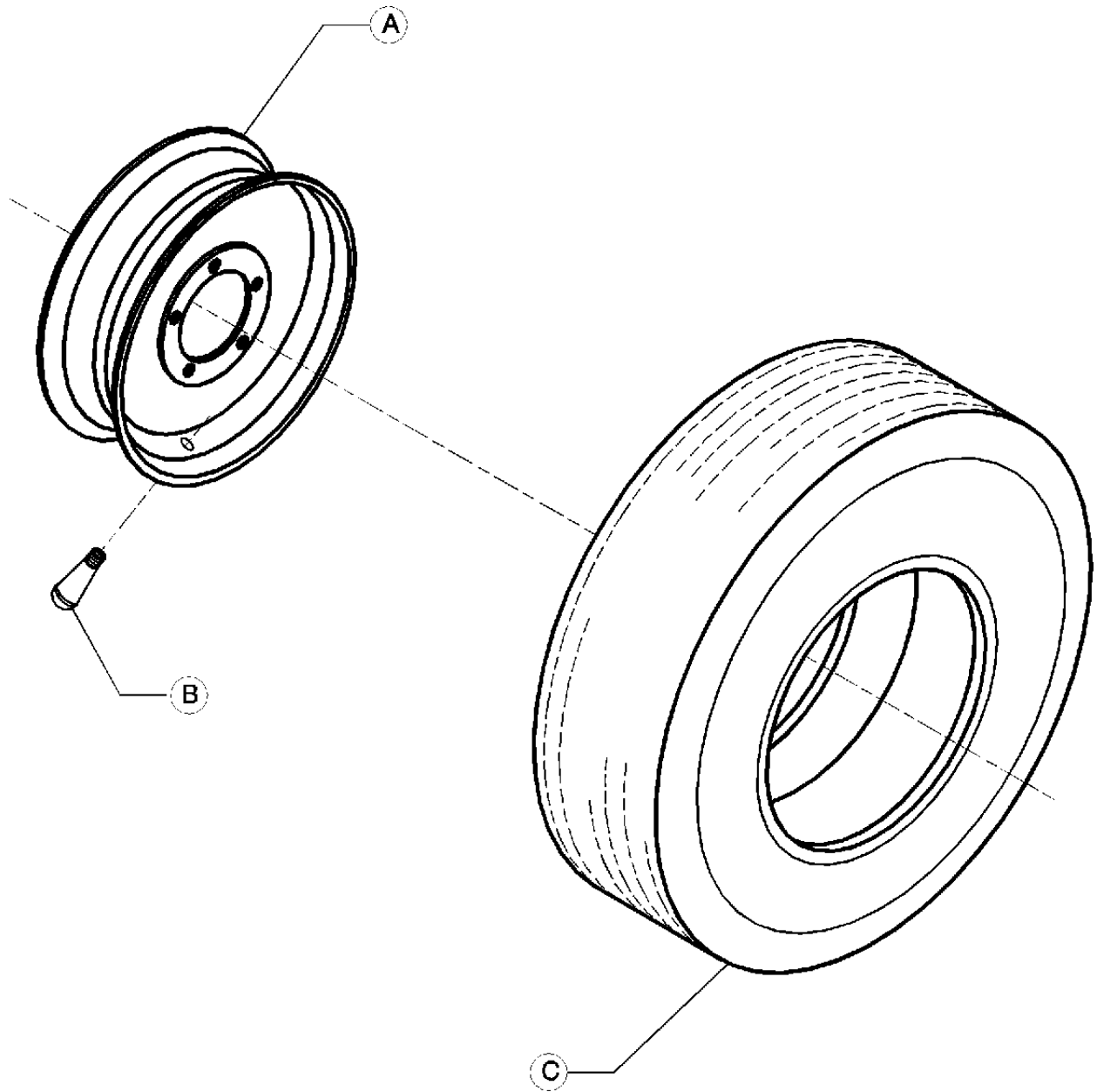
RUNNING GEAR COMPLETE



22591986_05_04/05_A

ITEM	COMM. NO.	DESCRIPTION	QTY	DIMENSIONS/NOTES
H	35315183	CUP, INNER BEARING	2	INCLUDED IN ITEM A
J	35315191	CONE, INNER BEARING	2	INCLUDED IN ITEM A
K	35315209	WASHER, SPINDLE	2	
L	35315217	NUT, SPINDLE	2	
M	35315225	PIN, COTTER	2	
N	35315233	CUP, GREASE	2	INCLUDED IN ITEM A
P	35315274	NUT, WHEEL	10	INCLUDED IN ITEM A

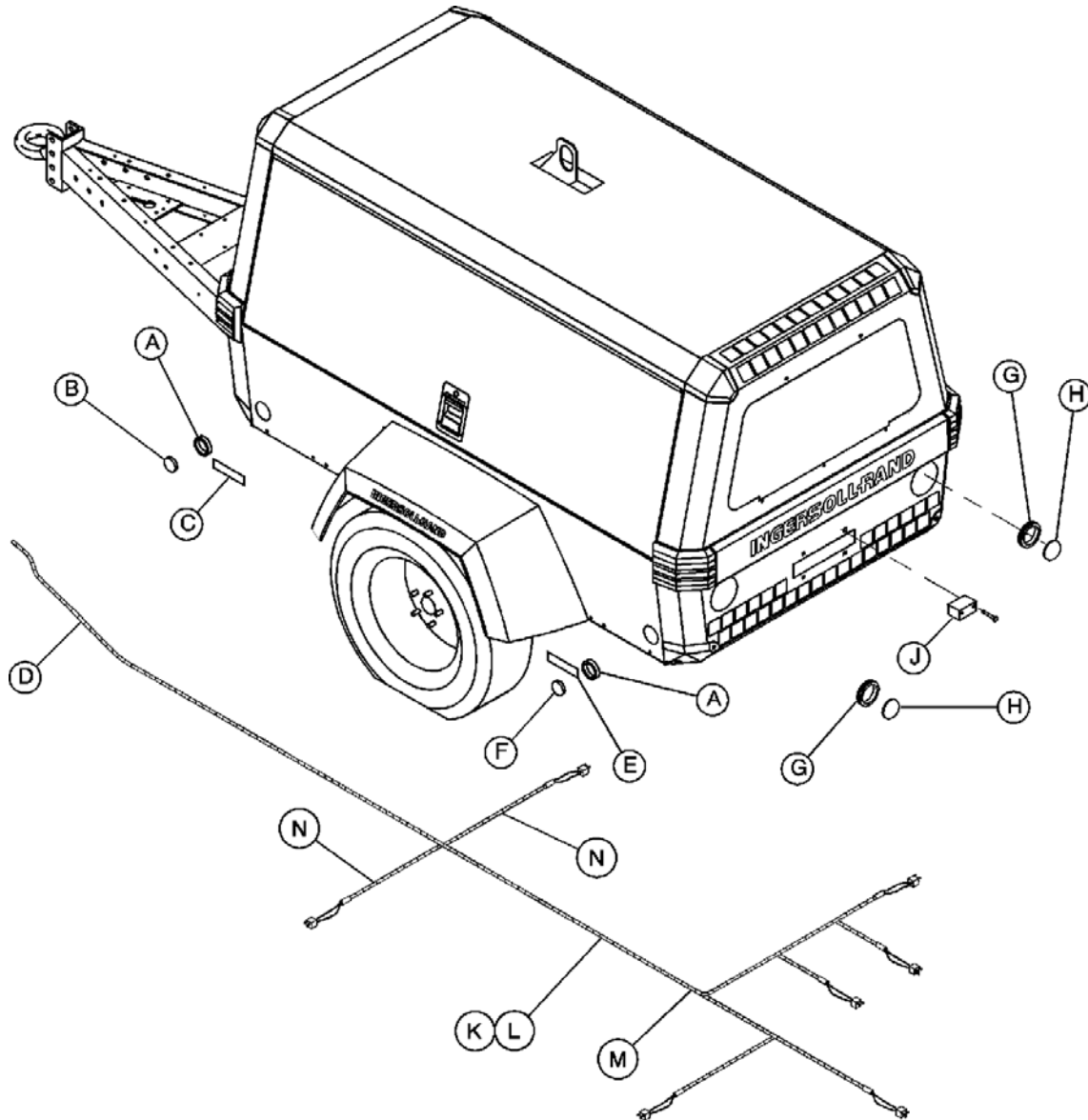
15" TIRE and WHEEL



22591986_06_04/05_A

ITEM	COMM. NO.	DESCRIPTION	QTY	DIMENSIONS/NOTES
A	35277706	WHEEL, 15 X 6	1	
B	35282565	STEM, VALVE	1	
C	22246276	TIRE, ST205/75D15	1	

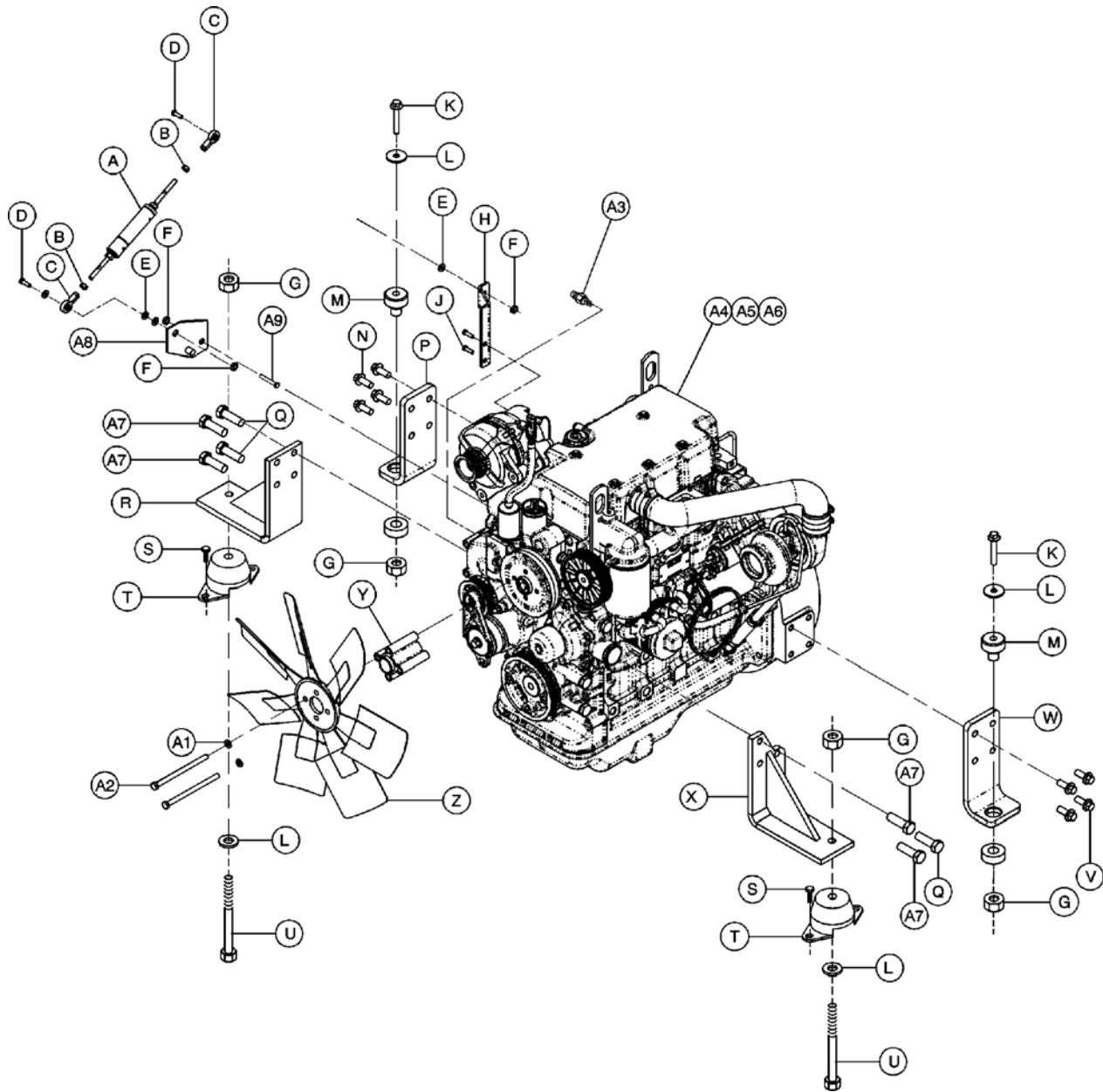
TAIL LIGHT and BRAKE WIRING



22591986_07_04/05_A

ITEM	COMM. NO.	DESCRIPTION	QTY	DIMENSIONS/NOTES
A	36893634	GROMMET, CLEARANCE LIGHT	4	
B	35367051	LIGHT, AMBER CLEARANCE	2	
C	36894616	REFLECTOR, AMBER	2	
D	36893196	HARNES, 2-LIGHT	1	
E	36894608	REFLECTOR, RED	2	
F	35367044	LIGHT, RED CLEARANCE	2	
G	36787968	GROMMET, TAIL LIGHT	2	
H	36788081	LIGHT, COMBO TAIL	2	
J	54726468	LIGHT, LICENSE	1	
K	35253038	CLAMP, 3/8	6	
L	35279025	SCREW, HEX TAPPING M08-1.25 X 20	2	
M	35225077	CLAMP, 5/8	2	
N	36853174	CLAMP, 1/4	2	

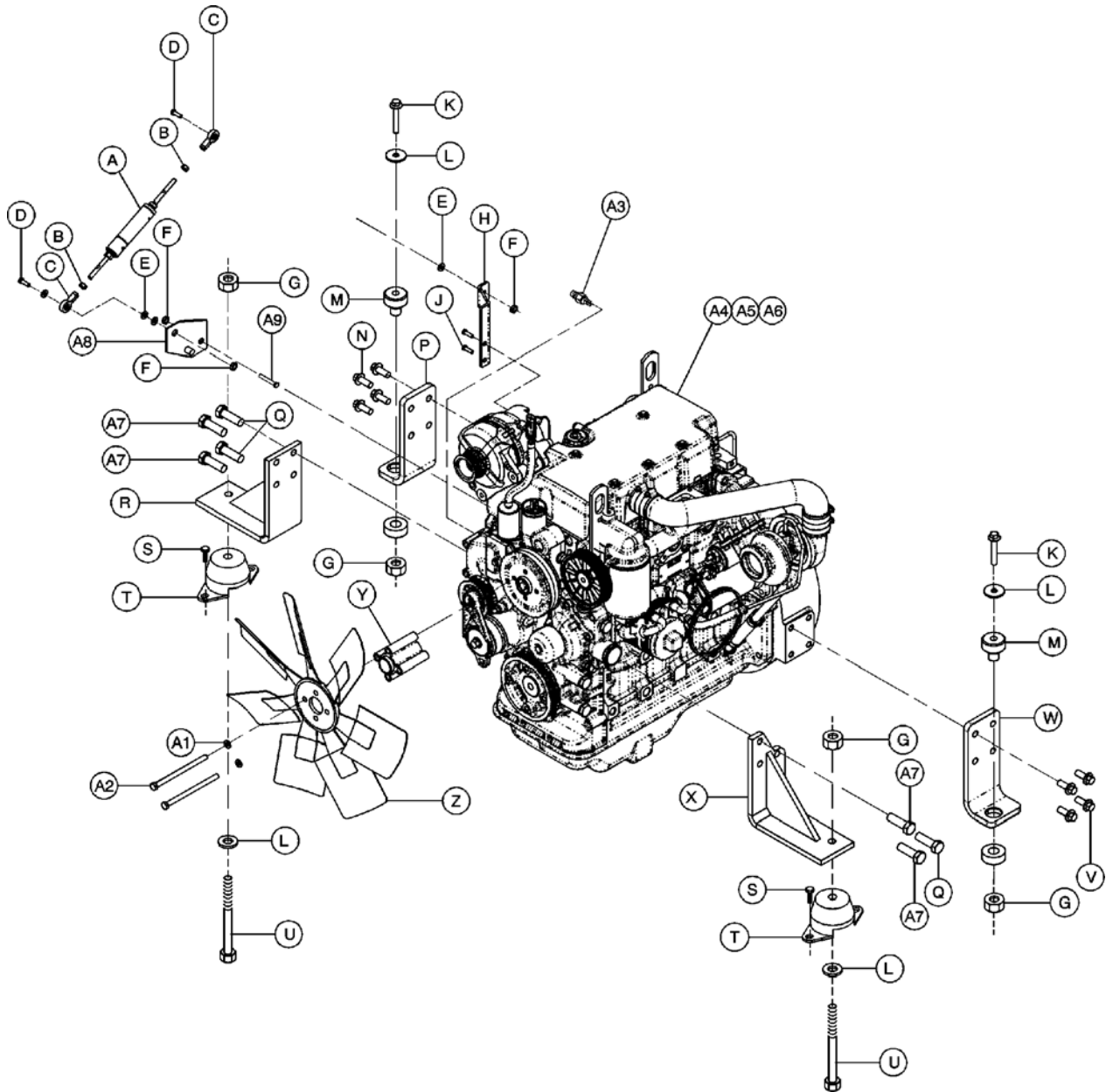
ENGINE and MOUNTS



22591986_08_01/06_B

ITEM	COMM. NO.	DESCRIPTION	QTY	DIMENSIONS/NOTES
A	35592435	CYLINDER, PNEUMATIC	1	
B	95923074	NUT, HEX JAM 5/16-24	2	
C	35328467	BEARING, ROD END	2	
D	96701461	SCREW, HEX M06-1.0 X 25	2	
E	95935029	WASHER, FLAT	2	
F	36769032	NUT, HEX LOCKING M06-1.0	3	
G	35304047	NUT, HEX NYLOC M12X1.75	4	
H	22403489	BRACKET, AIR CYLINDER MOUNTING	1	
J	96702816	SCREW, HEX M08-1.25 X 16	2	
K	96740782	SCREW, HEX M12-1.75 X 80	2	
L	54429295	WASHER, SNUBBER	4	

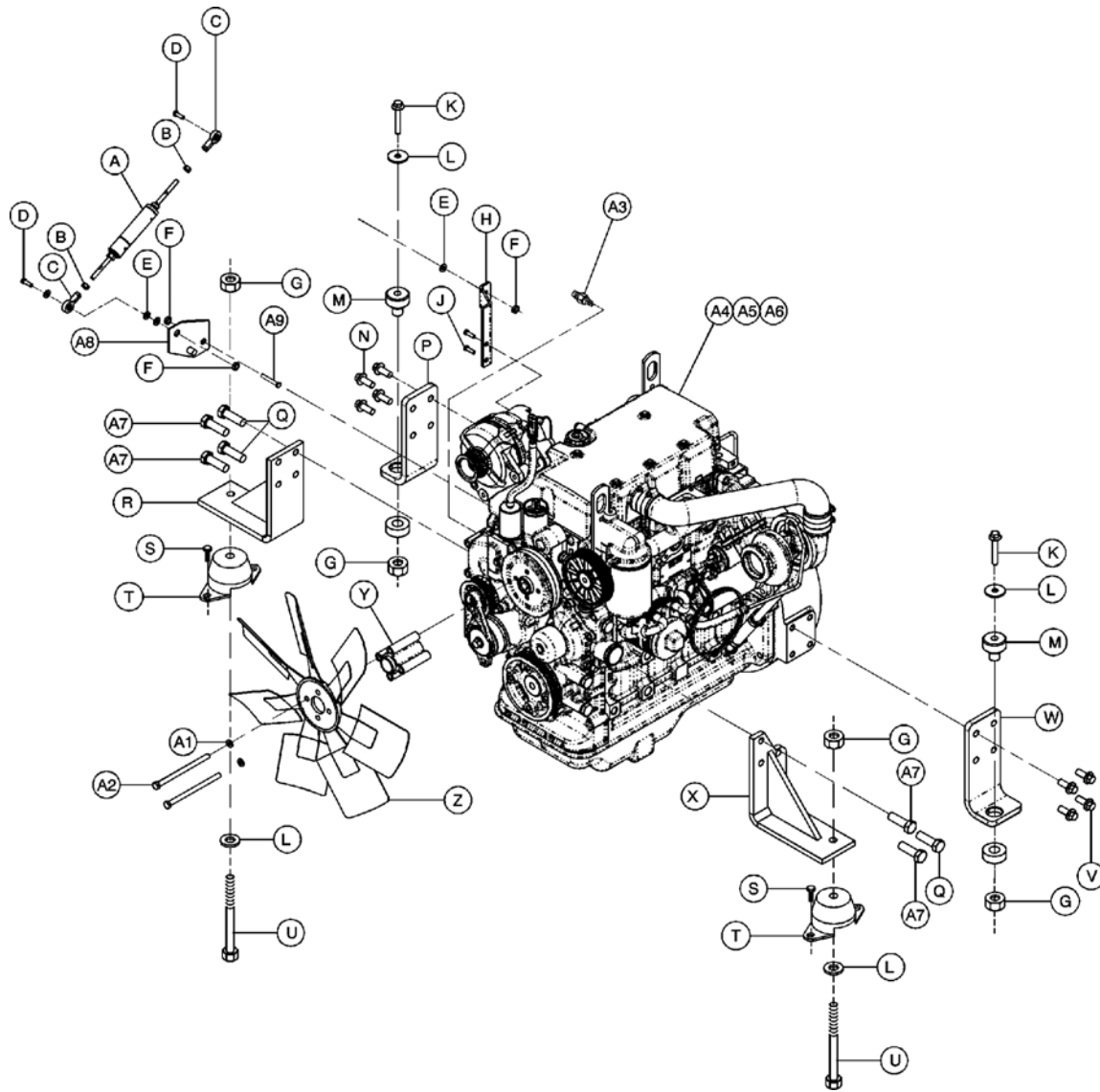
ENGINE and MOUNTS



22591986_08_01/06_B

ITEM	COMM. NO.	DESCRIPTION	QTY	DIMENSIONS/NOTES
M	54439062	ISOLATOR, REAR	2	
N	35272533	SCREW, HEX M12-1.75 X 35	4	
P	22302111	BRACKET, REAR CRBSD ENGINE MOUNTING	1	
Q	35375591	SCREW, HEX M16-2.0 X 30	3	
R	22302129	BRACKET, FRT CRBSD ENGINE MOUNTING	1	
S	35279025	SCREW, HEX TAPPING M08-1.25 X 20	4	
T	54429303	ISOLATOR, FRONT	2	
U	96739958	SCREW, HEX M12-1.75 X 70	2	
V	36888055	SCREW, HEX FLANGE M12-1.75 X 30	4	
W	22303184	BRACKET, REAR STSD ENGINE MOUNTING	1	
X	22303176	BRACKET, FRT STSD ENGINE MOUNTING	1	

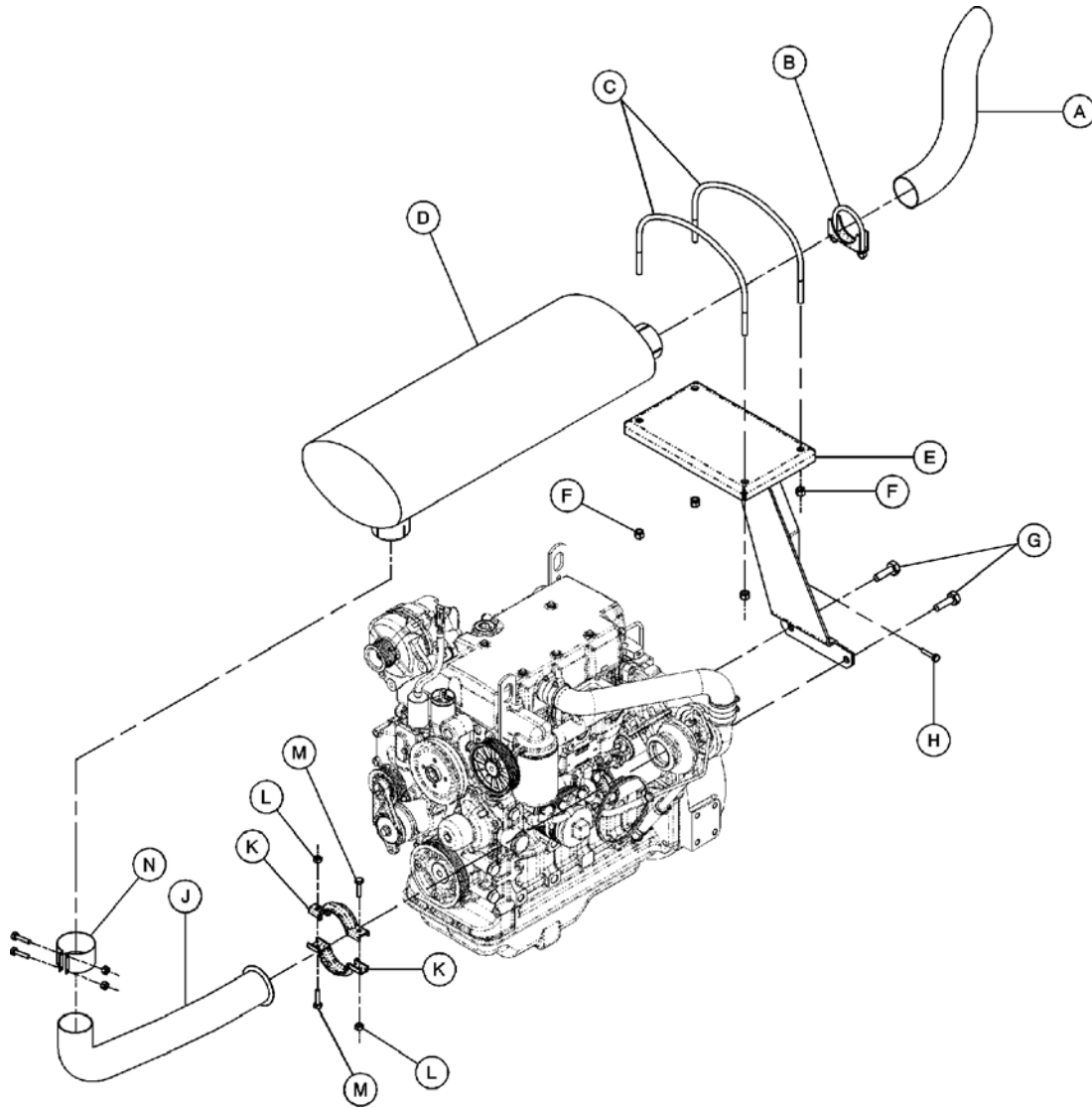
ENGINE and MOUNTS



22591986_08_01/06_B

ITEM	COMM. NO.	DESCRIPTION	QTY	DIMENSIONS/NOTES
Y	36877959	SPACER, FAN	1	
Z	22530539	FAN	1	
A1	95934998	WASHER, FLAT 3/8 X 7/8	4	
A2	96726435	SCREW, HEX M08-1.25 X 100	4	
A3	36878379	SWITCH, PRESSURE 12PSI	1	
A4	22403497	ENGINE, 4024T JD	1	Serial Code - B34
	22659866	ENGINE, 4024T JD	1	Serial Code - B73
	23189103	ENGINE, 4024TF2 JD	1	Serial Code - D08
	23202542	ENGINE, 4024TF JD	1	Serial Code - D11
A5	22556138	ELEMENT, 5 MICRON FUEL FILTER	1	
A6	22545867	ELEMENT, OIL FILTER	1	
A7	35375385	SCREW, , HEX M16-2.0 X 40	4	
A8	22756381	BRACKET, THROTTLE LEVER	1	
A9	36769024	SCREW, HEX M06-1.0 X X20	1	

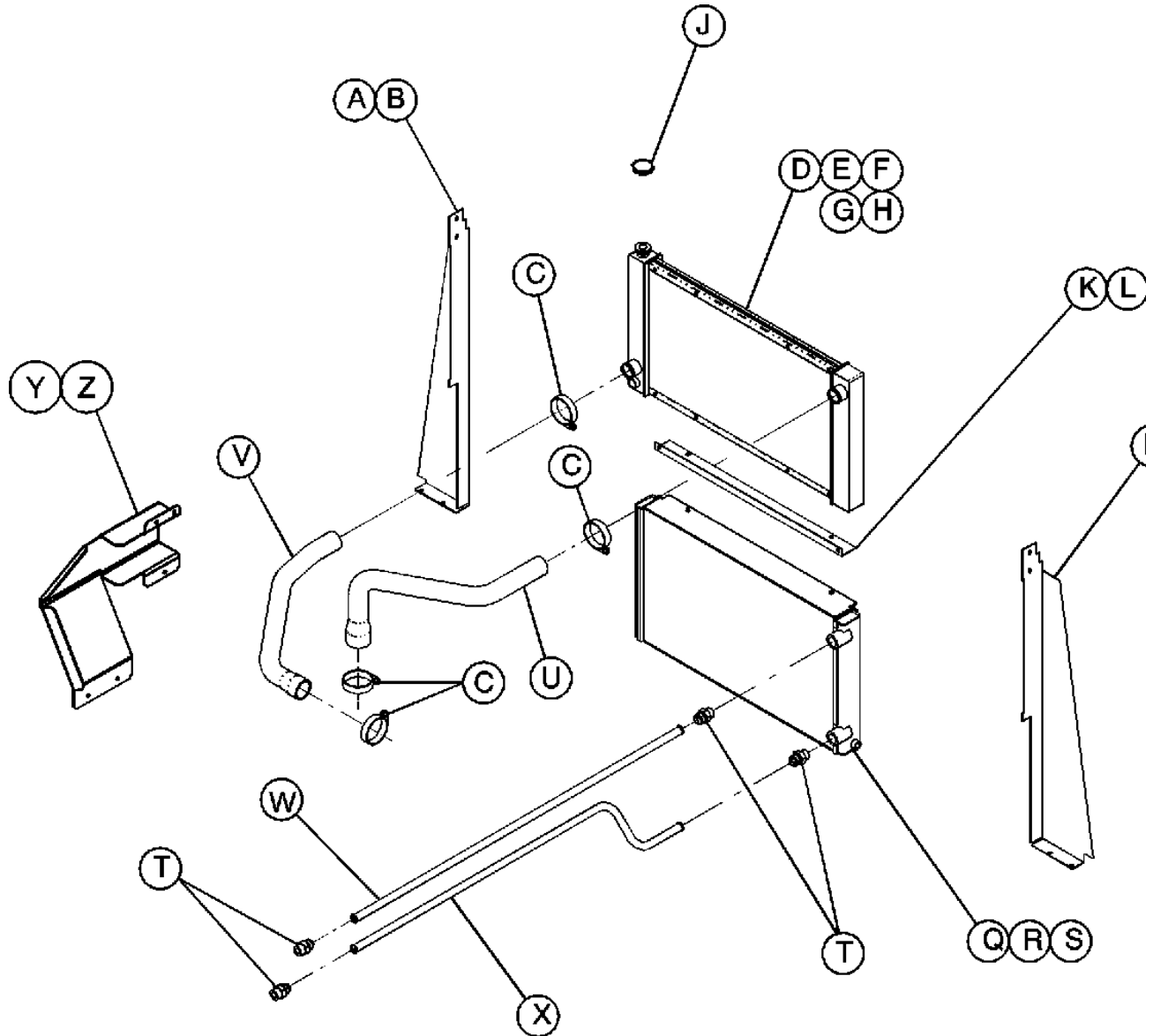
ENGINE EXHAUST



22591986_09_01/06_B

ITEM	COMM. NO.	DESCRIPTION	QTY	DIMENSIONS/NOTES
A	22310288	PIPE, EXHAUST TAIL	1	
B	35209048	CLAMP, SADDLE 2 1/2"	2	
C	35851377	CLAMP, U-BOLT 3/8-16	2	
D	22532626	MUFFLER	1	
E	22585707	BRACKET, MUFFLER	1	Prior to S/N 355988
	22654164	BRACKET, MUFFLER	1	Between S/N 355988 to 378811
	22997480	BRACKET, MUFFLER	1	Begin w/ S/N 378812
F	95923322	NUT, HEX LOCK 3/8-16	4	
G	96719869	SCREW, HEX FLANGE M12-1.75 X 20	2	
H	35273408	SCREW, HEX M08-1.25 X 20	1	
J	22584502	PIPE, TURBO-MUFFLER	1	
K	36796845	CLAMP, MUFFLER	2	
L	95929782	NUT, HEX 5/16-18	2	
M	95935227	SCREW, HEX 5/16-18 X 1 1/4"	2	
N	35296060	CLAMP, EXHAUST SEAL	1	

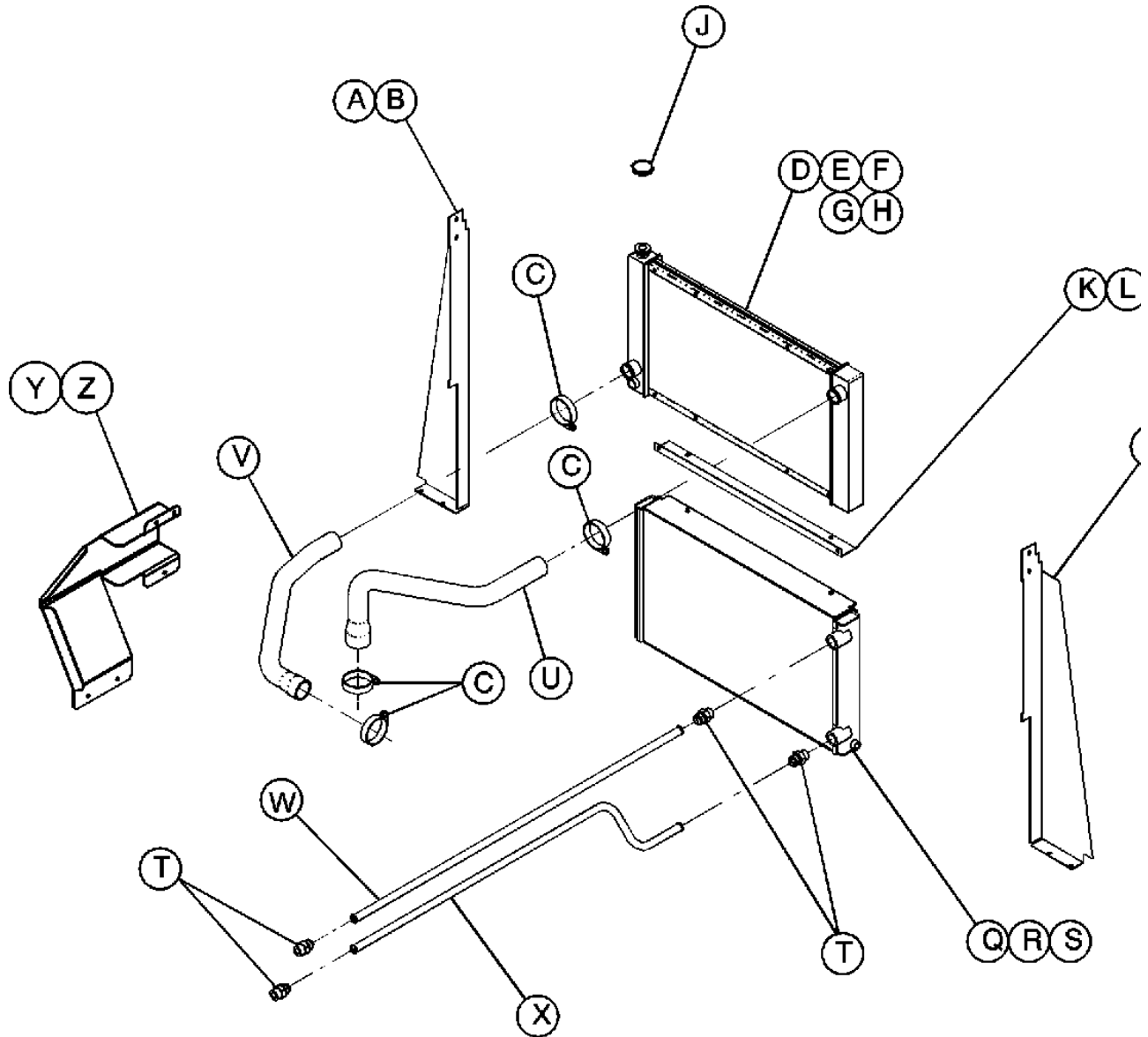
COOLING COMPLETE



22591986_10_04/05_A

ITEM	COMM. NO.	DESCRIPTION	QTY	DIMENSIONS/NOTES
A	54712815	BAFFLE, COOLER TOP CRBSD	1	STANDARD
	54729629	BAFFLE, COOLER TOP CRBSD	1	GALVANNEAL
B	92368687	SCREW, TAPPING M06-1.0 X 14	4	
C	35221662	CLAMP, HOSE	4	
D	36880516	RADIATOR	1	
E	36782176	VALVE, DRAIN	1	
F	36785327	SCREW, HEX M06-1.0 X 55	2	
G	95935029	WASHER, FLAT 1/4	2	
H	36769032	NUT, HEX LOCK M06	2	
J	36769560	CAP, RADIATOR	1	
K	36881480	BRACKET, RAD/OIL COOLER	1	STANDARD
	54529250	BRACKET, RAD/OIL COOLER	1	GALVANNEAL
L	96702055	SCREW, HEX M08-1.25 X 20	2	

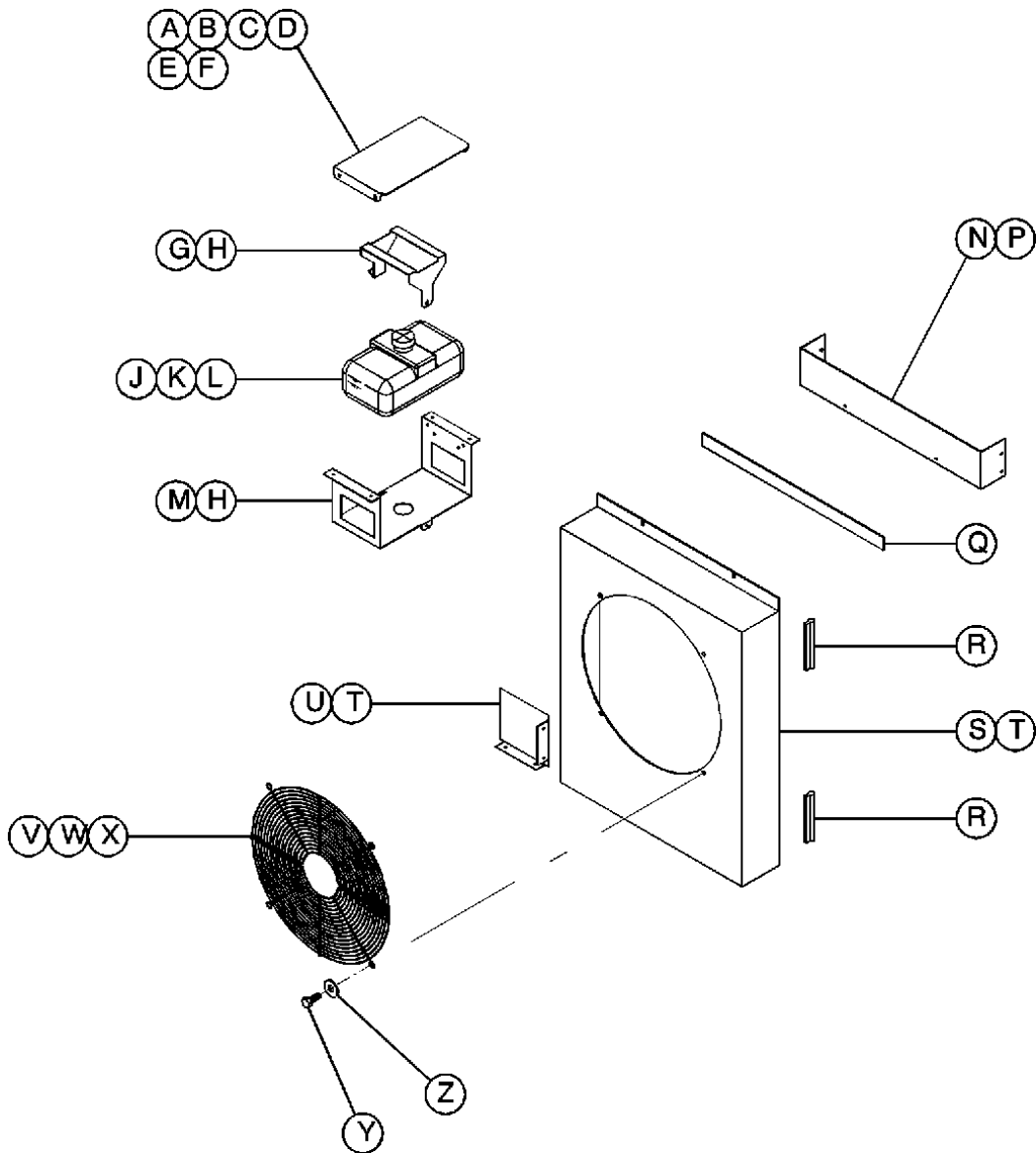
COOLING COMPLETE



22591986_10_04/05_A

ITEM	COMM. NO.	DESCRIPTION	QTY	DIMENSIONS/NOTES
M	95934998	WASHER, FLAT 3/8	2	
N	36881886	NUT, HEX FLANGE M08-1.25	2	
P	54712807	BAFFLE, COOLER STREET SIDE	1	STANDARD
	54729611	BAFFLE, COOLER STREET SIDE	1	GALVANNEAL
Q	36882934	COOLER, OIL	1	
R	35279025	SCREW, TAPPING M08-1.25 X 20	2	
S	95928230	PLUG, HEX CTRSK 1/4 NPT	1	
T	35295880	CONNECTOR, 1 1/16-12	4	
U	22305486	HOSE, RADIATOR TOP	1	
V	22302145	HOSE, RADIATOR LOWER	1	
W	22181143	TUBE, TOP OIL	1	
X	22181150	TUBE, BOTTOM OIL	1	

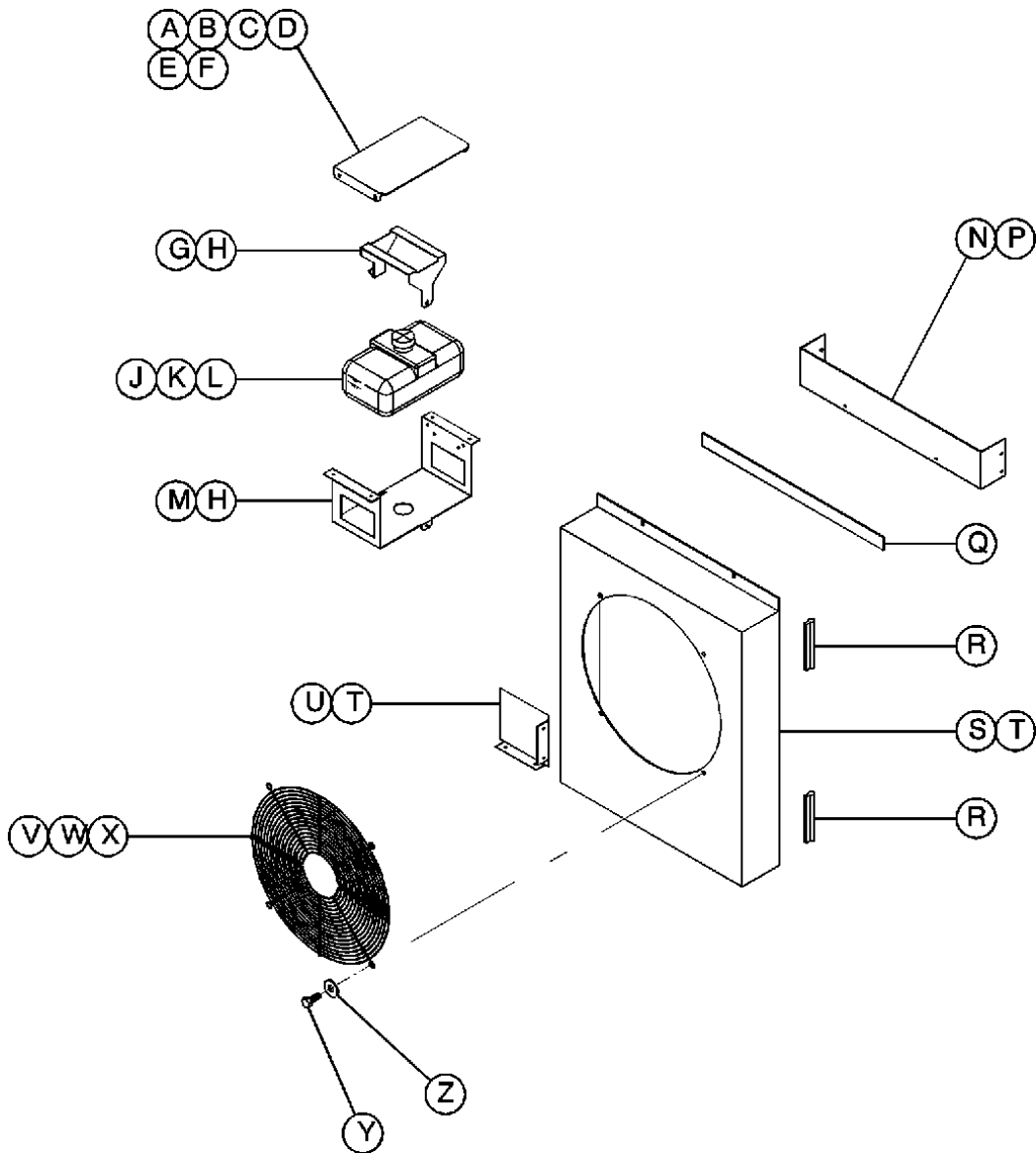
FAN SHROUD



22591986_11_04/05_A

ITEM	COMM. NO.	DESCRIPTION	QTY	DIMENSIONS/NOTES
A	36884500	DOOR, RADIATOR ACCESS	1	STANDARD
	54529342	DOOR, RADIATOR ACCESS	1	GALVANNEAL
B	36890028	SPACER, NYLON	2	
C	95934816	SCREW, HEX 1/4-20 X 1.0"	2	
D	95935029	WASHER, FLAT 1/4	2	
E	95923298	NUT, HEX LOCK 1/4-20	2	
F	35278720	PIN, QUICK RELEASE	1	
G	36883874	STRAP, WATER BOTTLE HOLDDOWN	1	
H	36797652	SCREW, TAPPING M06-1.0 X 12	5	
J	36782043	RESERVIOR, OVERFLOW	1	
K	35360775	HOSE 5/16	10"	
L	35296342	CLAMP, HOSE	2	
M	36883866	SUPPORT, WATER BOTTLE	1	

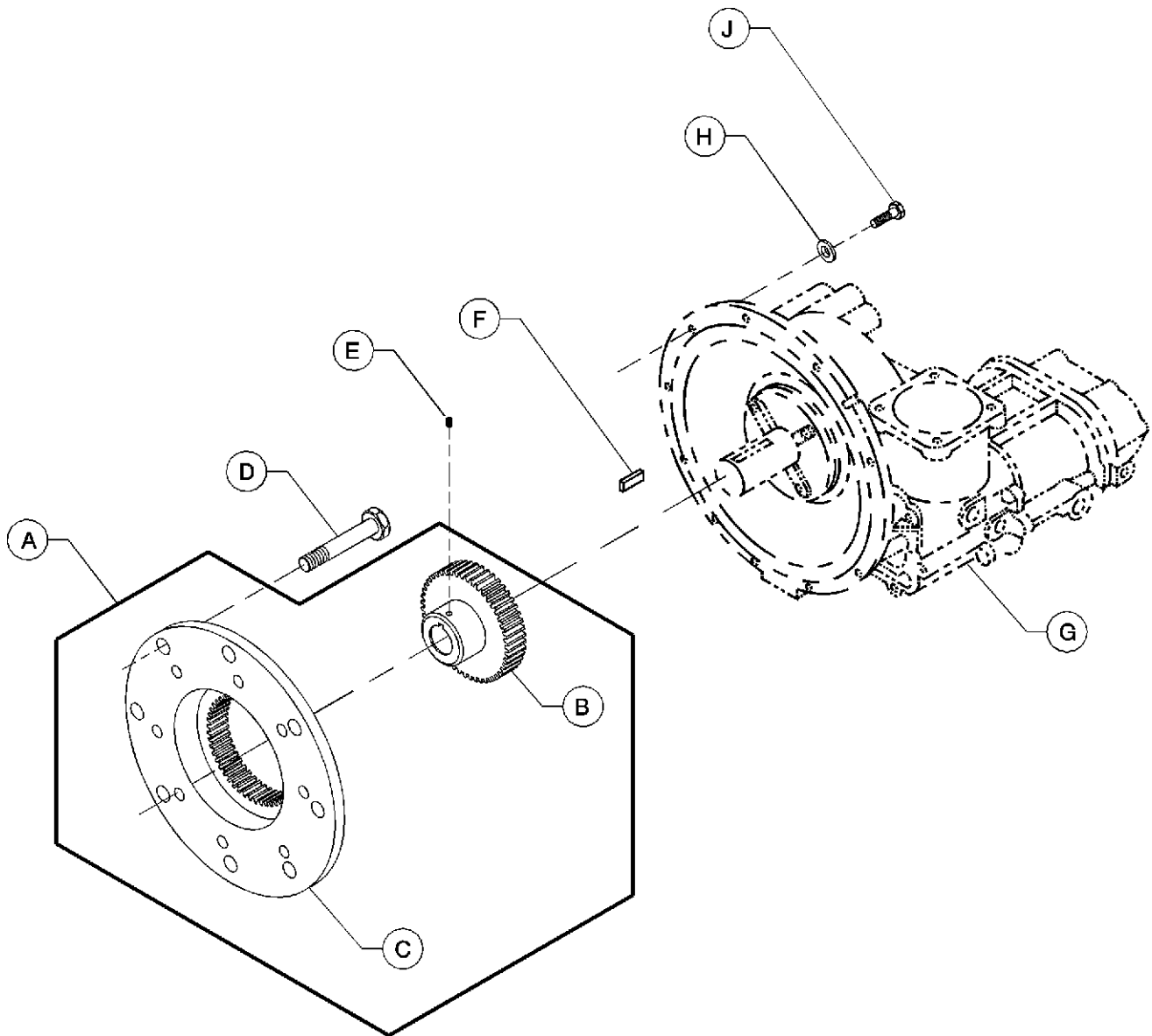
FAN SHROUD



22591986_11_04/05_A

ITEM	COMM. NO.	DESCRIPTION	QTY	DIMENSIONS/NOTES
N	36881472	BAFFLE, COOLER TOP	1	STANDARD
	54529243	BAFFLE, COOLER TOP	1	GALVANNEAL
P	92368687	SCREW, TAPPING M06-1.0 X 14	4	
Q	35140409	STRIP, FOAM	26"	
R	54445176	STRIP, SEAL	4	
S	22602189	SHROUD, FAN	1	
T	35279025	SCREW, TAPPING M08-1.25 X 20	4	
U	36920858	GUARD, OIL COOLER	1	
V	36884096	GUARD, FAN		
W	96702055	SCREW, TAPPING M08-1.25 X 20	2	
X	36881886	NUT, HEX FLANGE M08-1.25	2	
Y	35300771	SCREW, TAPPING M06-1.0 X 20	4	
Z	36853265	WASHER, PLASTIC	4	

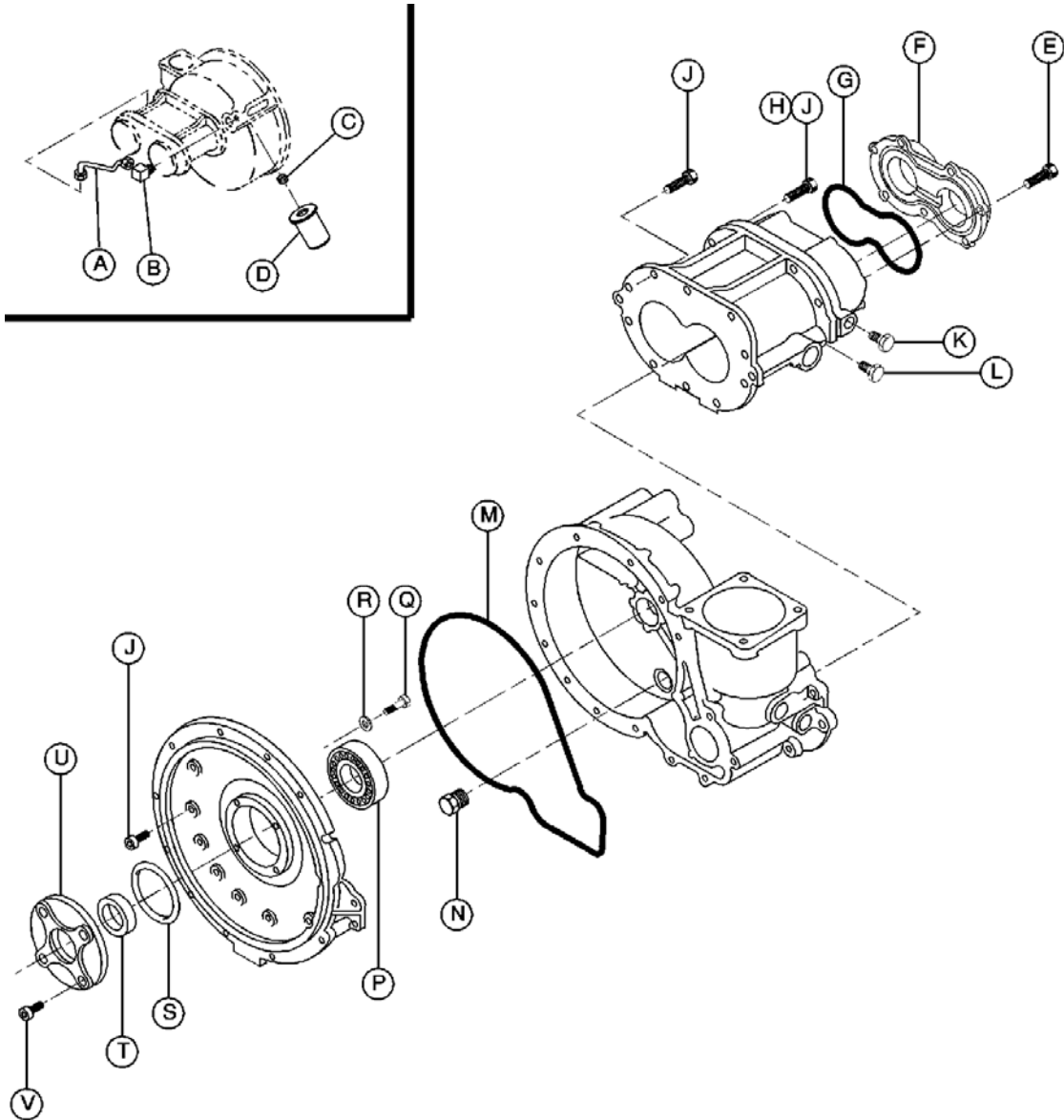
AIR END COMPLETE



22591986_12_04/05_A

ITEM	COMM. NO.	DESCRIPTION	QTY	DIMENSIONS/NOTES
A	22344808	COUPLING, DRIVE	1	
B	22351720	ELEMENT, DRIVE COUPLING	1	
C	22374847	HUB, COUPLING	1	
D	95220604	SCREW, SOCKET HEAD 3/8-16 X 3/4"	8	
E	22404289	SCREW, HEX SOC M08-1.25 X 12	1	
F	36769289	KEY, M8 X 10 X 60	1	
G	36007854	AIR END	1	P185; Prior to S/N 373702
	42579417	AIR END	1	P185; Begin w/ S/N 373702
	36007839	AIR END		P185; Prior to S/N 373702
	22833107	AIR END		P185; Begin w/ S/N 373702
H	95935037	WASHER, FLAT	7	
J	36880995	SCREW, HEX FLANGE M10-1.5 X 30	9	

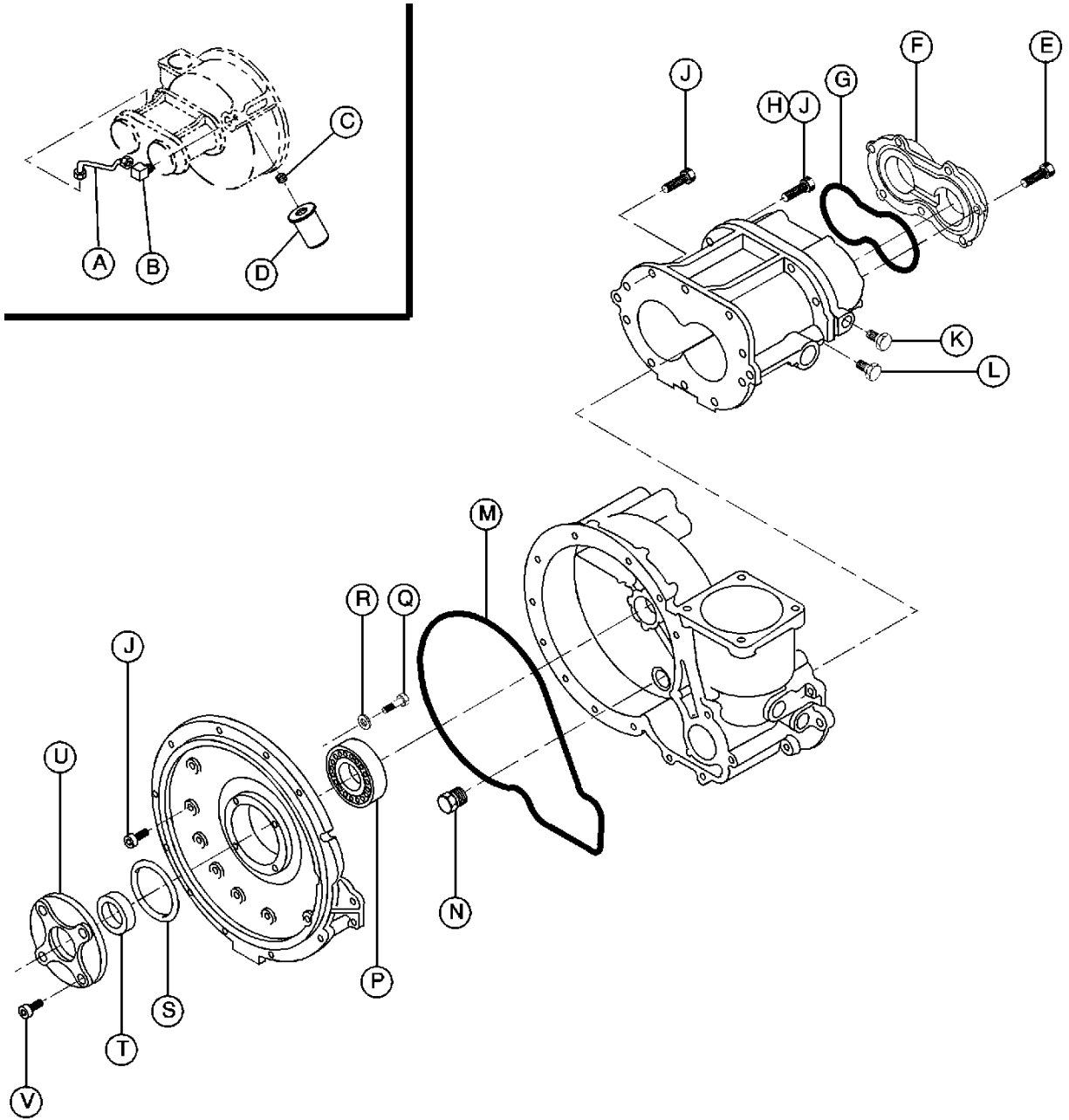
AIR END ASSEMBLY



22591986_13_04/05_A

ITEM	COMM. NO.	DESCRIPTION	QTY	DIMENSIONS/NOTES
A	36764553	TUBE ASM., OIL INJECTION	1	
B	35286491	ELBOW	2	
C	35372986	NIPPLE	1	Prior to S/N 373702
	22437057	NIPPLE	1	Begin w/ S/N 373702
D	36897353	ELEMENT, FILTER	1	Prior to S/N 373702
	22436323	ELEMENT, FILTER	1	Begin w/ S/N 373702
E	96703012	SCREW, SOC HD M06-1.0 X 20	7	
F	36506442	COVER, BEARING	1	
G	95232115	O-RING	1	
H	96740375	SCREW, SOC HD M08-1.25 X 45	1	
J	96708060	SCREW, SOC HD M08-1.25 X 25	31	
K	95938965	PLUG, HEX 7/16	1	

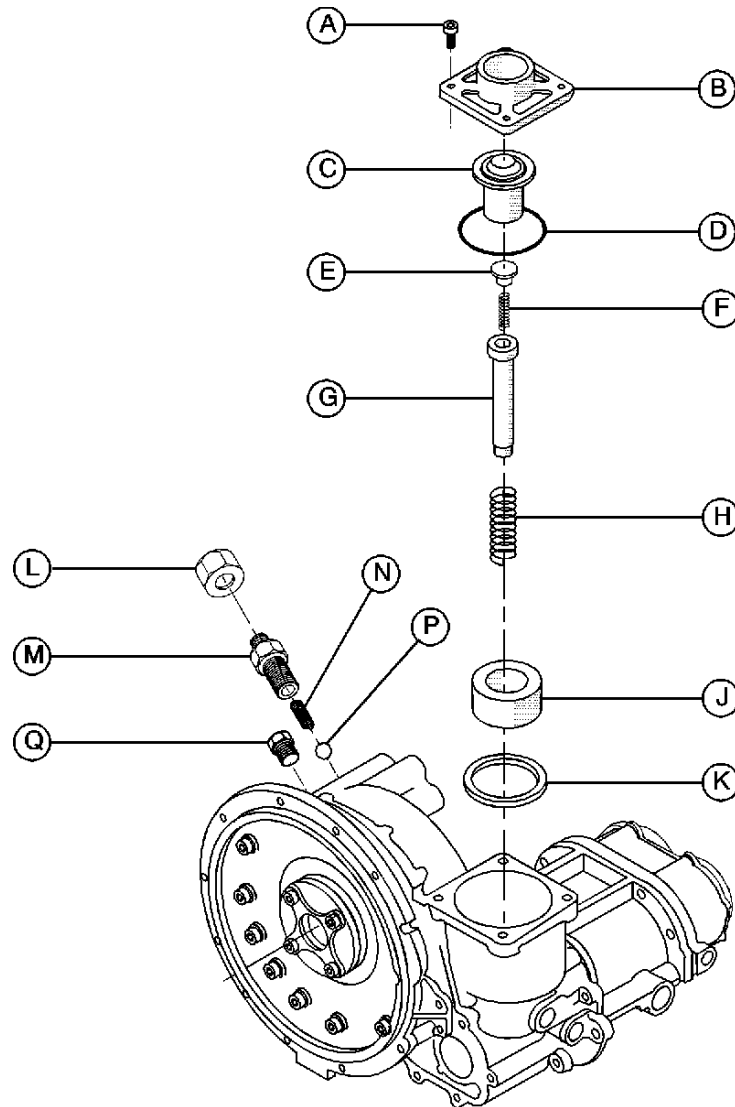
AIR END ASSEMBLY



22591986_13_04/05_A

ITEM	COMM. NO.	DESCRIPTION	QTY	DIMENSIONS/NOTES
L	95280541	PLUG, HEX 1.06-12	1	
M	95641734	O-RING	1	
N	39101449	PLUG, SOC HD 3/4	1	
P	35286004	BEARING, BALL	1	
Q	36791689	SCREW, FLANGE LOCK M08-1.25 X 16	2	
R	95094306	WSHER, FLAT	2	Prior to S/N 389460
S	95022331	O-RING	1	
T	35375369	SEAL	1	
U	39588413	COVER, SEAL	1	
V	96708037	SCREW, SOC HD M08-1.25 X 16	4	

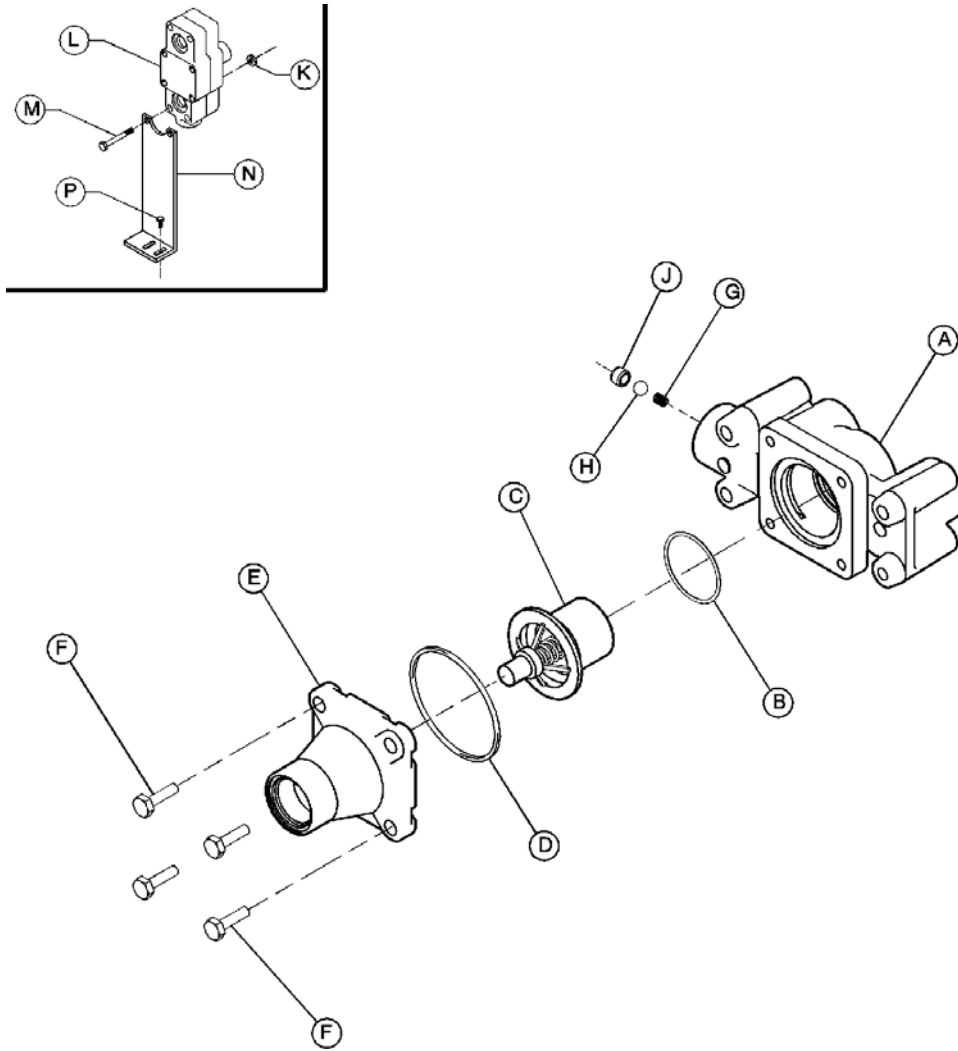
UNLOADER ASSEMBLY



22591986_14_04/05_A

ITEM	COMM. NO.	DESCRIPTION	QTY	DIMENSIONS/NOTES
A	96708144	SCREW, SOC HD M10-1.50 X 25	4	
B	36508471	COVER, INLET	1	
C	36511623	VALVE, UNLOADER	1	
D	95023107	O-RING	1	
E	35379817	CAP, SPRING	1	
F	35376342	SPRING	1	
G	35611557	STEM	1	
H	35376334	SPRING	1	
J	35611615	PISTON	1	
K	35376359	SEAL	1	
L	95257333	CAP	1	
M	35612175	CONNECTOR	1	
N	35376326	SPRING	1	
P	35376318	BALL	1	
Q	95280541	PLUG, HEX 1.06-12	1	

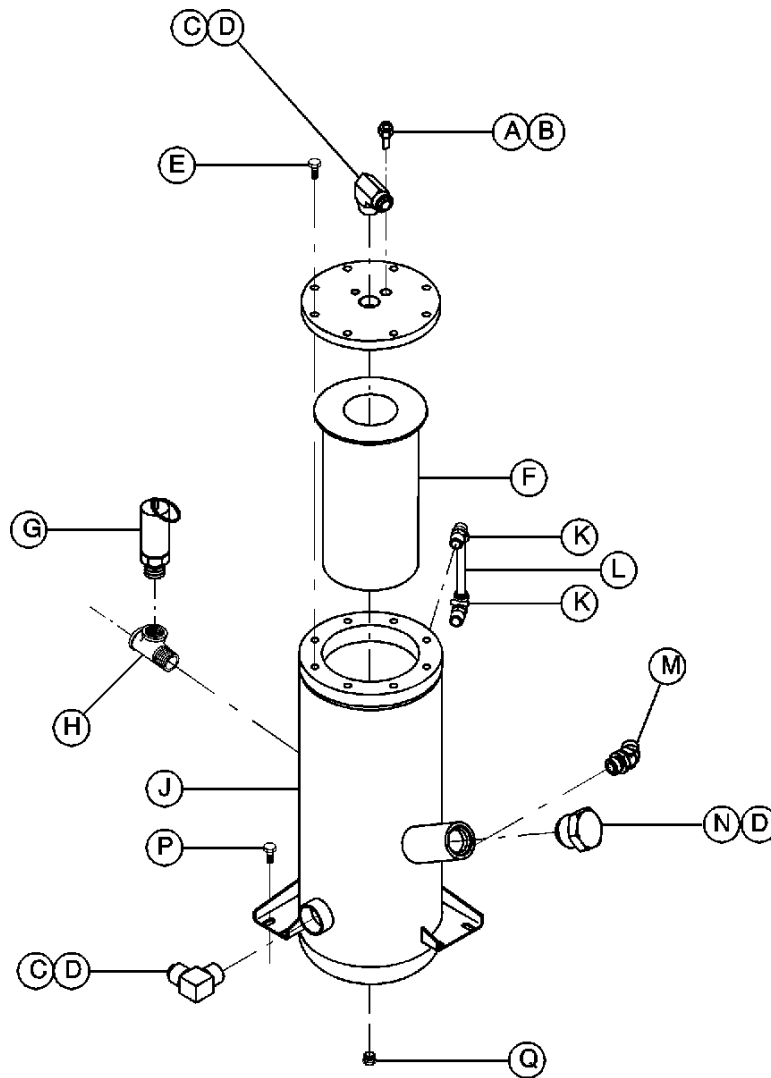
OIL TEMPERATURE BY-PASS VALVE



22591986_15_04/05_A

ITEM	COMM. NO.	DESCRIPTION	QTY	DIMENSIONS/NOTES
A	54411640	HOUSING, O T B V	1	
B	36788172	SEAL, U-TYPE VITON	1	
C	36782019	ELEMENT, 125° - 145° F	1	Prior to SN 373446
	22195820	ELEMENT, 150° - 170° F	1	Begin w/ SN 373446
D	95022307	O-RING	1	
E	36765832	COVER	1	
F	96702659	SCREW, HEX M08-1.25 X 25	4	
G	35379940	SPRING	1	
H	35288448	BALL	1	
J	54414677	ORIFICE, OIL	1	
K	36881886	NUT, HEX FLANGE M08-1.25	2	
L	54411665	OIL TEMPERATURE BY-PASS VAVLE	1	Prior to SN 373446
	22810139	OIL TEMPERATURE BY-PASS VAVLE	1	Begin w/ SN 373446
M	96718978	SCREW, HEX M08-1.25 X 80	2	
N	36880755	BRACKET, BYPASS VALVE	1	
P	35279025	SCREW, TAPPING M08-1.25 X 20	2	

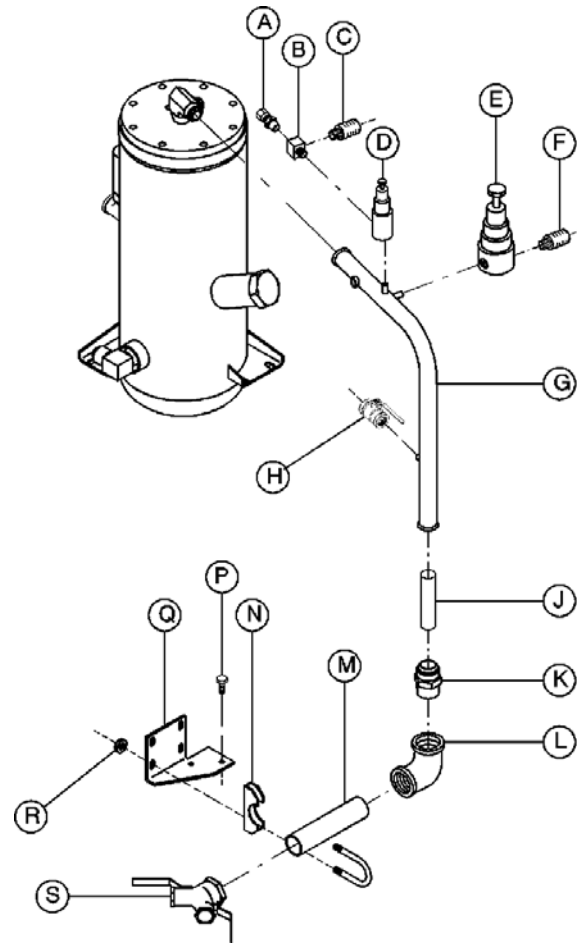
SEPARATOR TANK COMPLETE



22591986_16_04/05_A

ITEM	COMM. NO.	DESCRIPTION	QTY	DIMENSIONS/NOTES
A	22186381	ADAPTER, OIL SCAVANGE	1	
B	36840437	VALVE, CHECK	1	
C	35279777	ELBOW, 90° X 1 5/8-12	2	
D	35279942	O-RING	3	
E	36877793	SCREW, HEX FLANGE HD M12	8	
F	54625942	ELEMENT, SEPARATOR	1	
G	35325166	VALVE, SAFETY	1	
H	95944708	TEE, STREET 1/2 NPT	1	
J	22158554	TANK, SEPARATOR	1	
K	54627799	ELBOW, SIGHT TUBE	2	
L	22248454	TUBE, SIGHT GAUGE	1	
M	35294727	ELBOW, 45°	1	
N	35579630	PLUG, 1 5/8	1	
P	35279025	SCREW, TAPPING M08-1.25 X 20	4	
Q	95280541	PLUG, HEX 1.06-12	1	

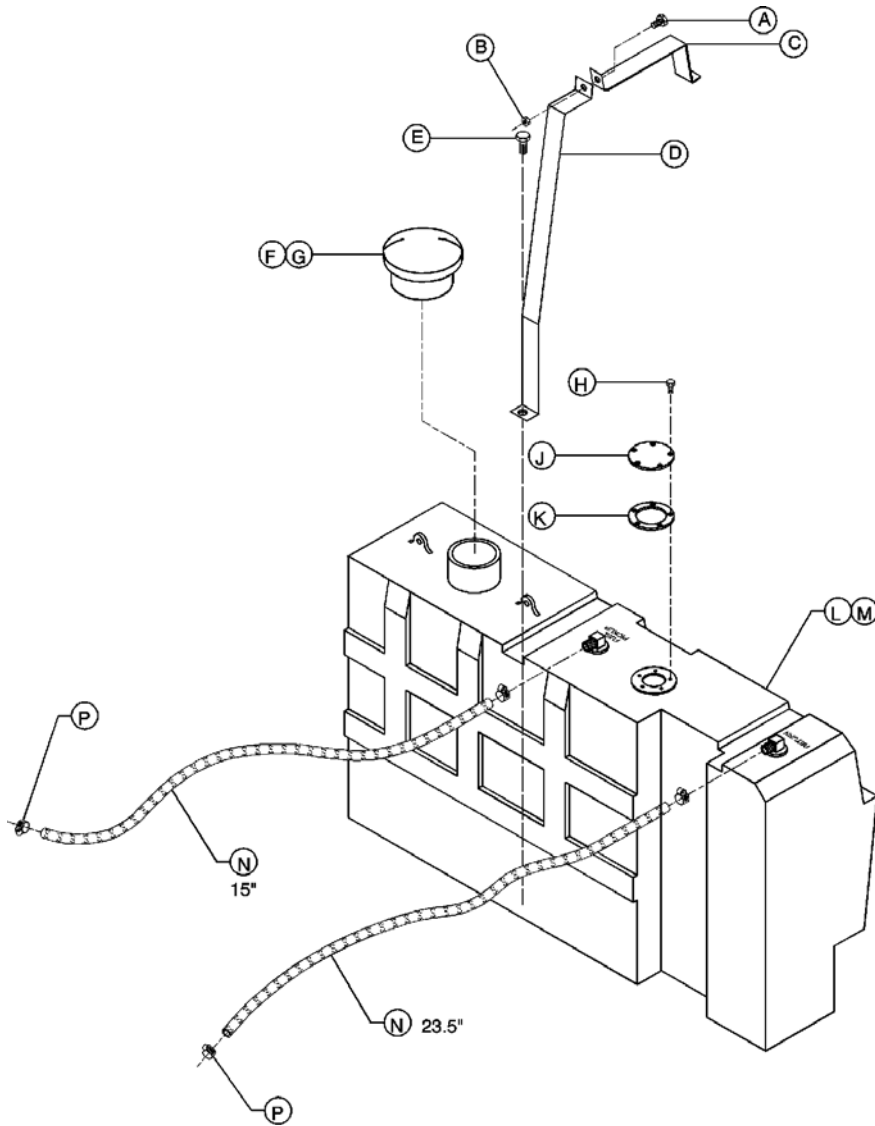
AIR SERVICE COMPLETE



22591986_17_04/05_A

ITEM	COMM. NO.	DESCRIPTION	QTY	DIMENSIONS/NOTES
A	35369347	CONNECTOR, MALE 1/4 NPT X 3/8 TUBE	1	
B	35114545	TEE, STREET 1/4 NPT	1	
C	36766756	ORIFICE, .140 MUFFLER	1	
D	36854149	VALVE, PRESSURE REGULATOR 100 PSI	1	RPR KIT 35387919; Prior to S/N 381648
	36896892	VALVE, PRESSURE REGULATOR 200 PSI	1	RPR KIT 35387919; Begin w/ S/N 381648
E	35322379	VALVE, BLOWDOWN	1	RPR KIT 35379064
F	36766772	ORIFICE, .062 MUFFLER	1	
G	22234884	TUBE, SERVICE	1	
H	35324839	VALVE, BALL	1	
J	36921377	NOZZLE, .395 SONIC ORIFICE	1	
K	95219770	ADAPTER, 1 1/4	1	
L	95953378	ELBOW, 1 1/4 NPT	1	
M	95944542	NIPPLE, LONG 1.25 X 7"	1	
N	36785277	CLAMP, SADDLE 1 5/8	2	
P	35279025	SCREW, TAPPING M08-1.25 X 20	2	
Q	22226617	BRACKET, SERVICE PIPE	1	
R	95923314	NUT, HEX LOCK 5/16-18	4	
S	36881076	VALVE, WYE	1	

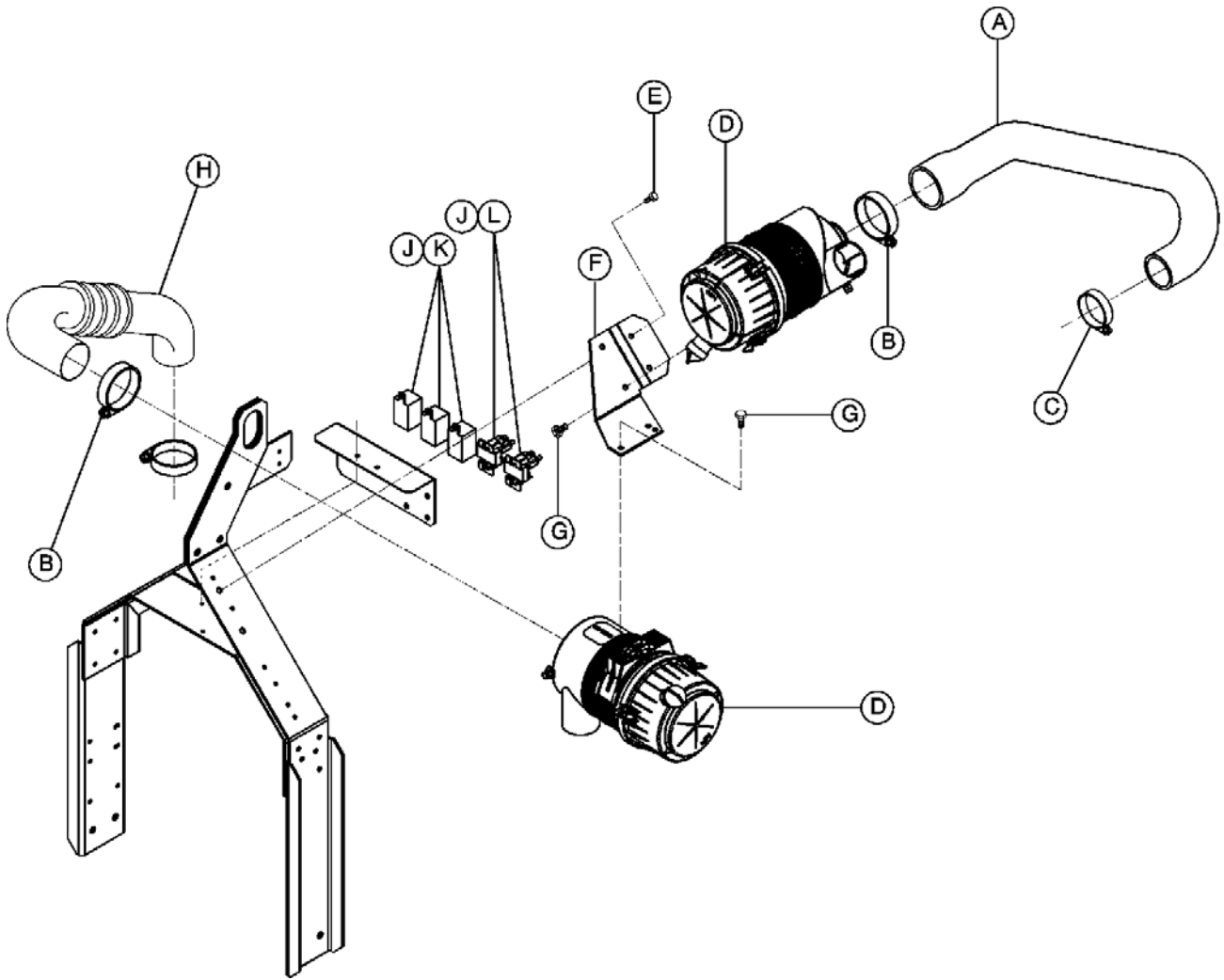
FUEL TANK COMPLETE



22591986_18_04/05_A

ITEM	COMM. NO.	DESCRIPTION	QTY	DIMENSIONS/NOTES
A	35271170	SCREW, TAPPING M08-1.25 X 40	1	
B	35278530	NUT, HEX NYLOC M08	1	
C	36884245	STRAP, HOLD DOWN EXTERIOR	1	
D	22247951	STRAP, HOLD DOWN INTERIOR	1	
E	35279025	SCREW, TAPPING M08-1.25 X 20	1	
F	36859049	CAP, FUEL TANK	1	
G	36385111	GASKET, FUEL CAP	1	
H	95946532	SCREW, HEX #10-32 X 1/2"	5	Prior to S/N 373577
J	36792828	COVER, FUEL SENDER	1	Prior to S/N 373577
K	35361849	GASKET, FUEL SENDER	1	Prior to S/N 373577
L	36881100	TANK, FUEL	1	
M	35384577	BUSHING	2	INCLUDED ITEM L
N	35363498	HOSE, 5/16" FUEL	~	SEE LENGTHS ABOVE
P	35296342	CLAMP, WORM GEAR	4	

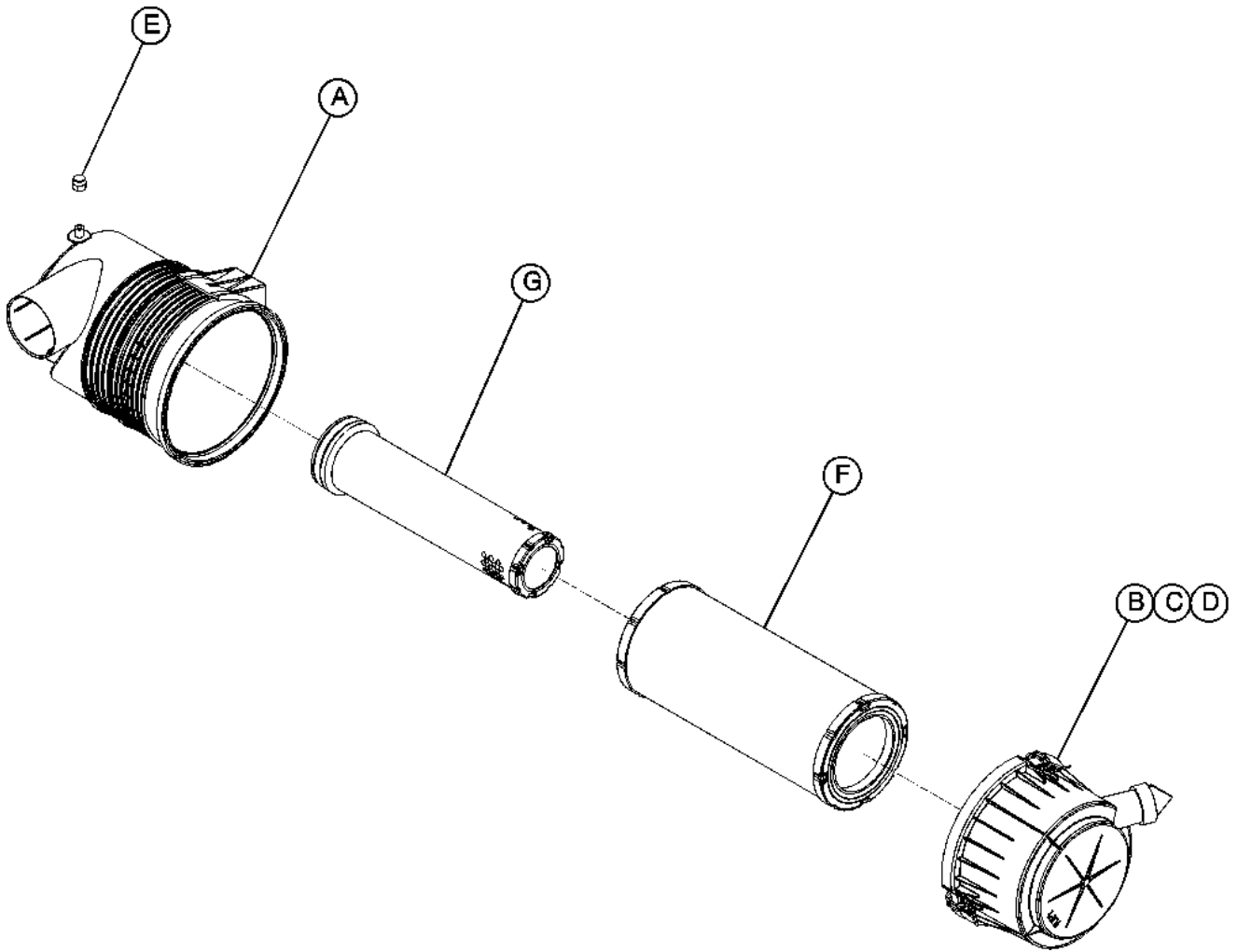
AIR INTAKE FILTERS and RELAYS



22591986_19_04/05_A

ITEM	COMM. NO.	DESCRIPTION	QTY	DIMENSIONS/NOTES
A	22311146	HOSE, ENGINE INTAKE	1	
B	35374073	CLAMP, T 3.62"	3	
C	35295773	CLAMP, T 2.25"	1	
D	36897999	CLEANER ASM., AIR	2	
E	35279025	SCREW, TAPPING M08-1.25 X 20	2	
F	36897965	BRACKET, AIR CLEANER	1	
G	96702048	SCREW, HEX M08-1.25 X 16	4	
H	36880912	HOSE, AIREND INTAKE	1	
J	36797652	SCREW, TAPPING M06-1.0 X 12	12	
K	36878361	RELAY	3	
L	36856250	RELAY	2	

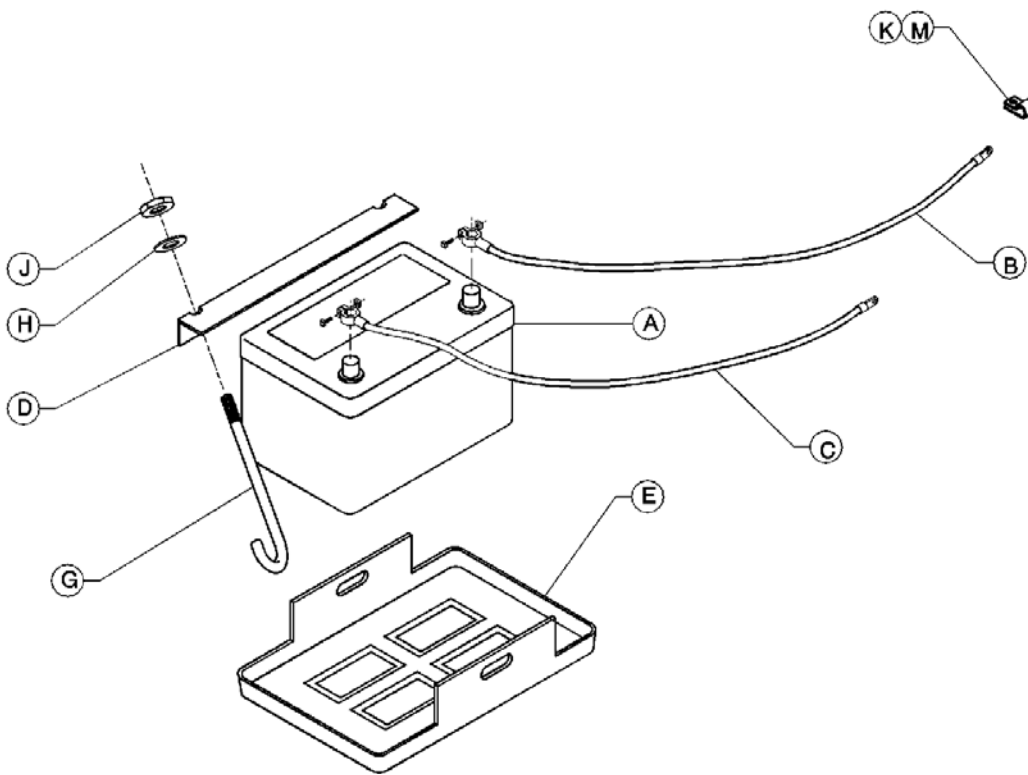
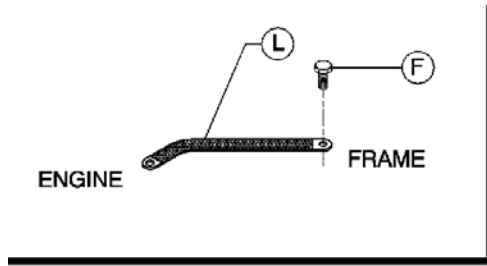
AIR CLEANER ASSEMBLY



22591986_20_04/05_A

ITEM	COMM. NO.	DESCRIPTION	QTY	DIMENSIONS/NOTES
A	35393701	BODY, AIR CLEANER	1	
B	35393693	COVER, AIR CLEANER	1	
C	35393669	CLIP, RETAINING	3	
D	35393677	VALVE, DUST EJECTOR	1	
E	35393719	PLUG, CAP	1	
F	35393685	ELEMENT, PRIMARY	1	
G	35393651	ELEMENT, SAFETY	1	OPTIONAL

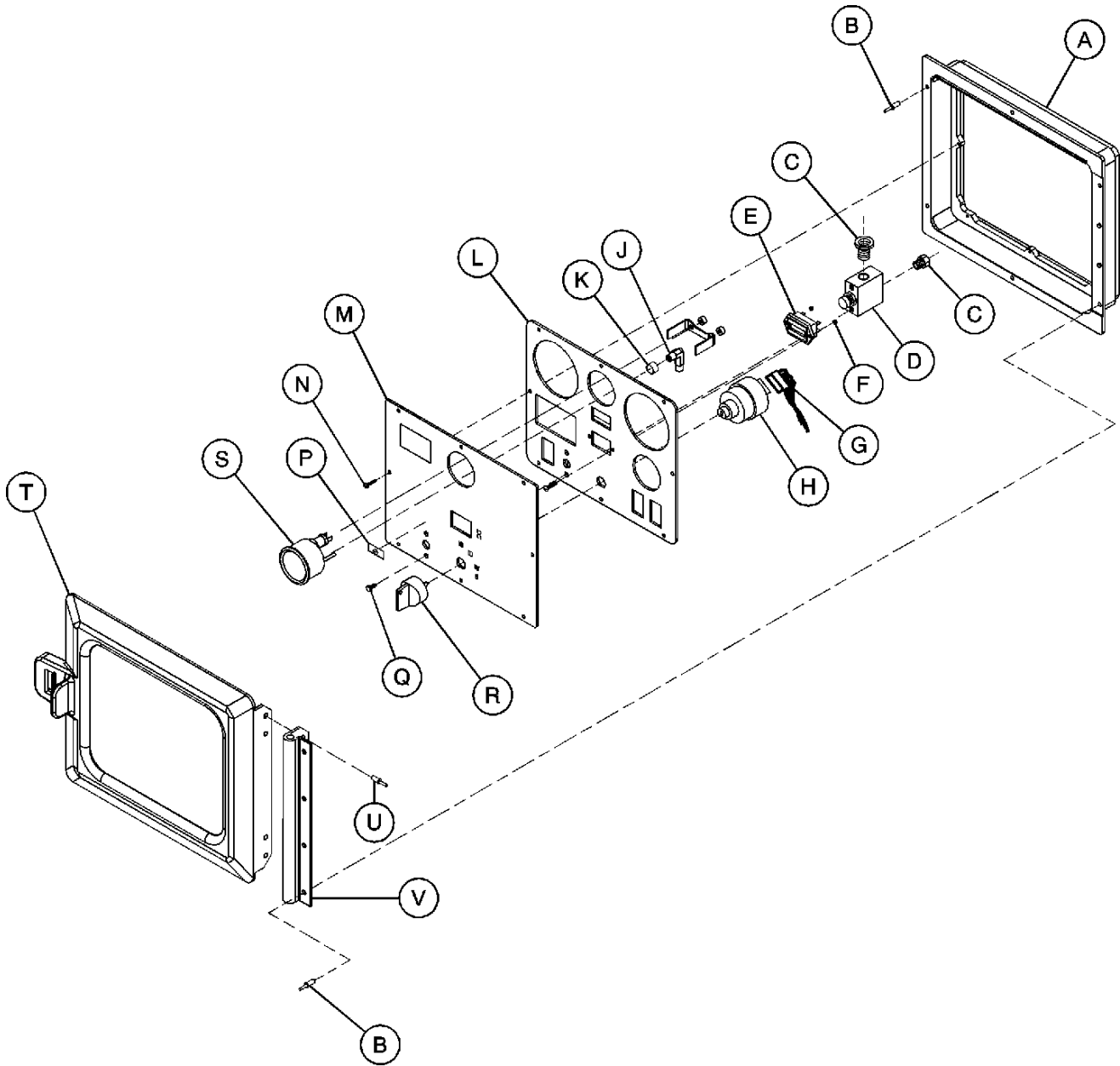
BATTERY



22591986_21_04/05_A

ITEM	COMM. NO.	DESCRIPTION	QTY	DIMENSIONS/NOTES
A	36844264	BATTERY	1	
B	35512425	CABLE, POSITIVE BATTERY	1	
C	35506419	CABLE, NEGATIVE BATTERY	1	
D	36853257	ANGLE	1	
E	36878064	TRAY, BATTERY	1	
F	35130293	SCREW, TAPPING 38-16 X 3/4"	1	
G	36860005	J-BOLT	2	
H	36853265	WASHER, PLASTIC	2	
J	95923298	NUT, LOCK 1/4-20	2	
K	35225093	CLAMP, 1/2" SUPPORT	2	
L	36783488	STRAP, GROUND	1	
M	35279025	SCREW, TAPPING M08-1.25 X 20	2	

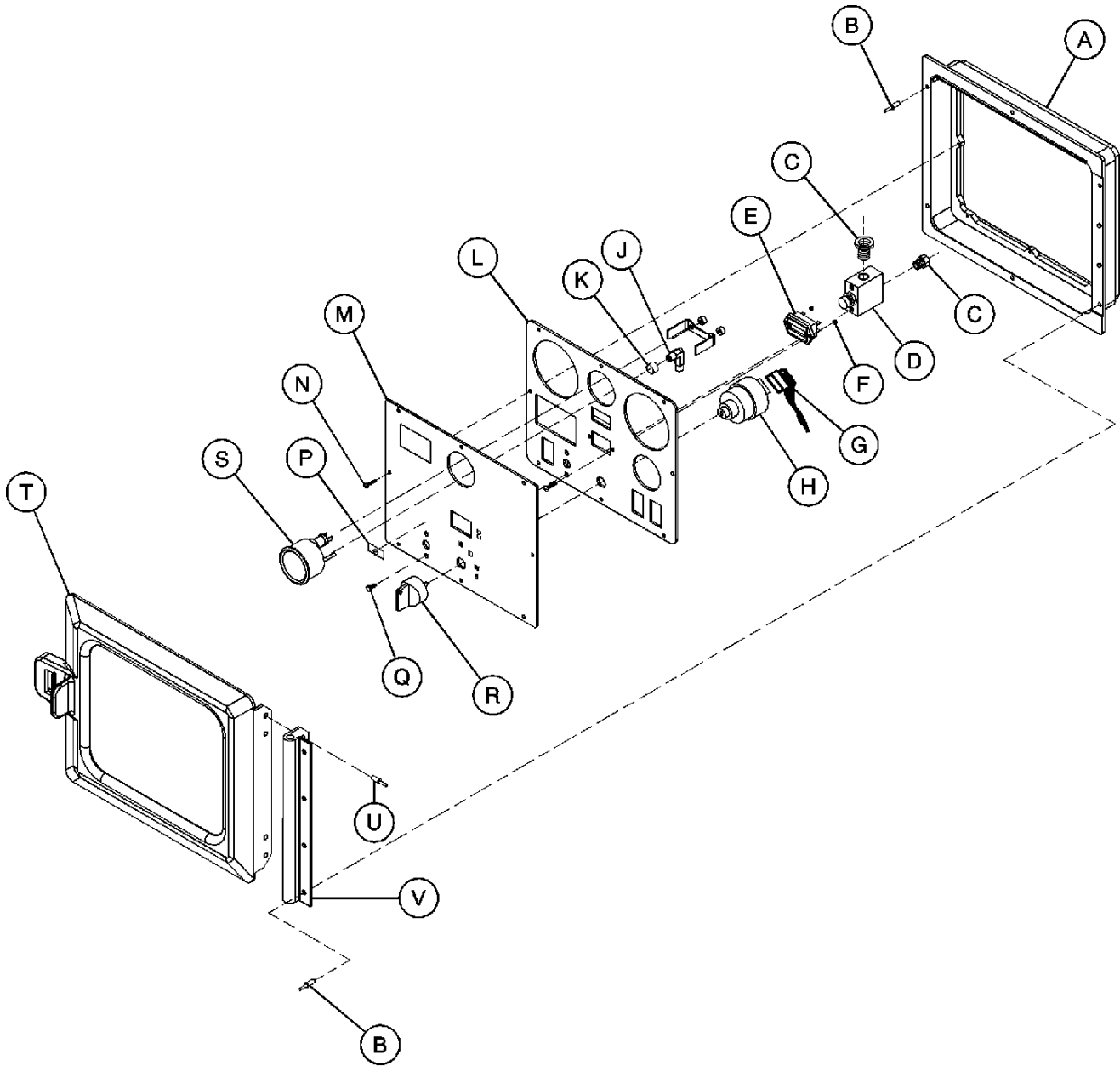
INSTRUMENT PANEL ASSEMBLY



22591986_22_04/05_A

ITEM	COMM. NO.	DESCRIPTION	QTY	DIMENSIONS/NOTES
A	54749601	FRAME, WW INSTRUMENT PANEL	1	
B	54721212	RIVET, 3/16" ALUMINUM	6	
C	35369347	CONNECTOR, MALE 1/4 NPT X 3/8 TUBE	2	
D	36783439	VALVE, 2-WAY START / RUN	1	
E	22054175	HOURMETER, ELEC/MECH	1	
F	22054159	NUT, PLASTIC #4-40	2	
G	22199079	SWITCH, ADAPTER	1	Prior to S/N 371530
H	22127385	SWITCH, START	1	
J	35370386	ELBOW, MALE 1/8 NPT X 3/8 TUBE	1	
K	95935599	COUPLING, 1/8 NPT X 3/4	1	
L	22171680	PANEL, INSTRUMENT	1	

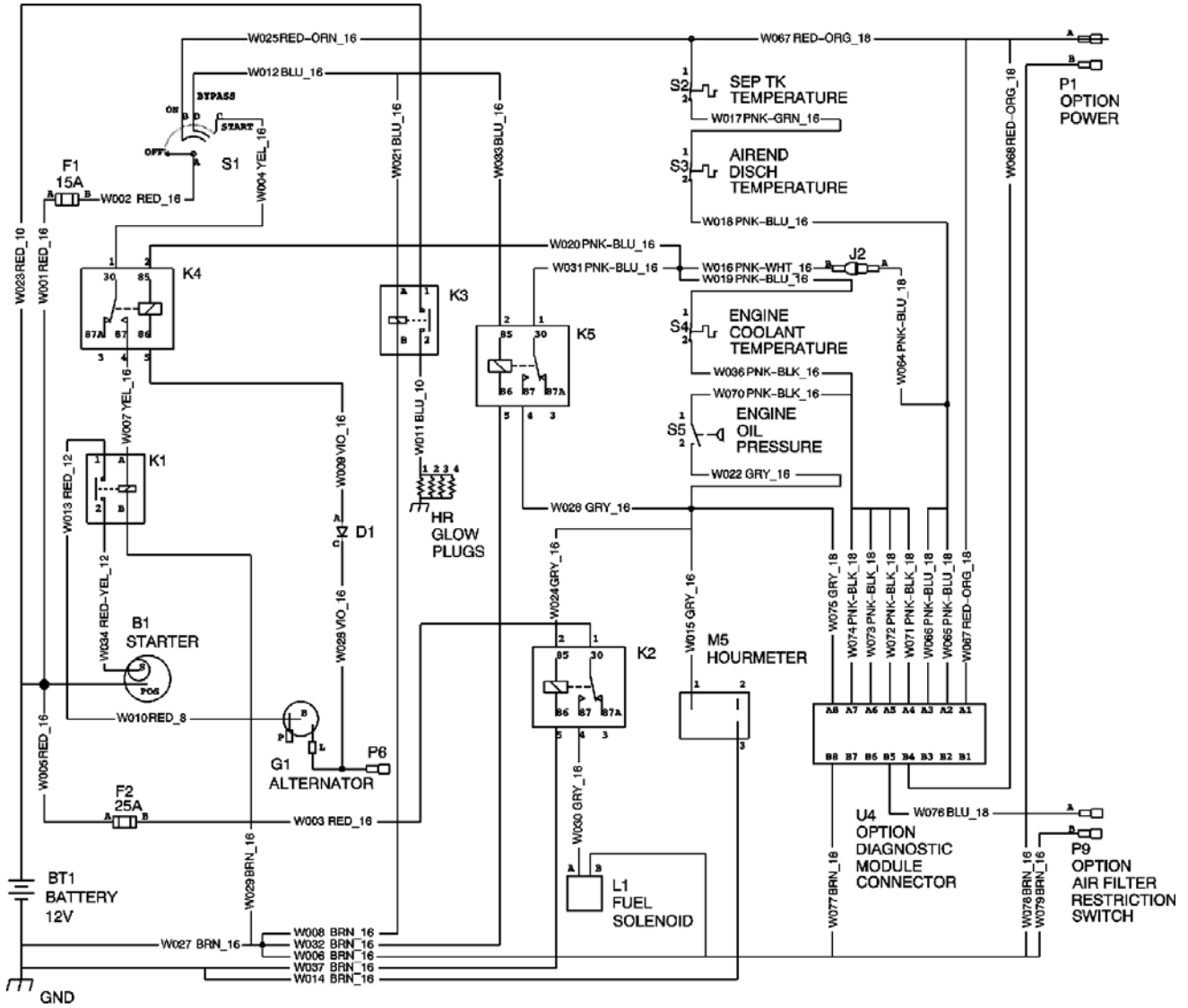
INSTRUMENT PANEL ASSEMBLY



22591986_22_04/05_A

ITEM	COMM. NO.	DESCRIPTION	QTY	DIMENSIONS/NOTES
M	22171698	DECAL, WW INSTRUMENT PANEL	1	
N	22070494	SCREW, TAPPING PAN HD #8-32 X 5/8	8	
P	54774146	DECAL PUSH AFTER WARM UP	1	
Q	22090898	SCREW, PAN HD M06-1.0 X 16	2	
R	22134118	KNOB SWITCH ASSEMBLY	1	
S	35604065	GAUGE, PRESSURE 150 PSI	1	
T	54482500	DOOR, INSTRUMENT PANEL	1	STANDARD PAINT
	54729199	DOOR, INSTRUMENT PANEL	1	SPECIAL PAINT
U	54721220	RIVET, 3/16" ALUMINUM	4	
V	22107478	HINGE, CONTROL PANEL SPRING	1	

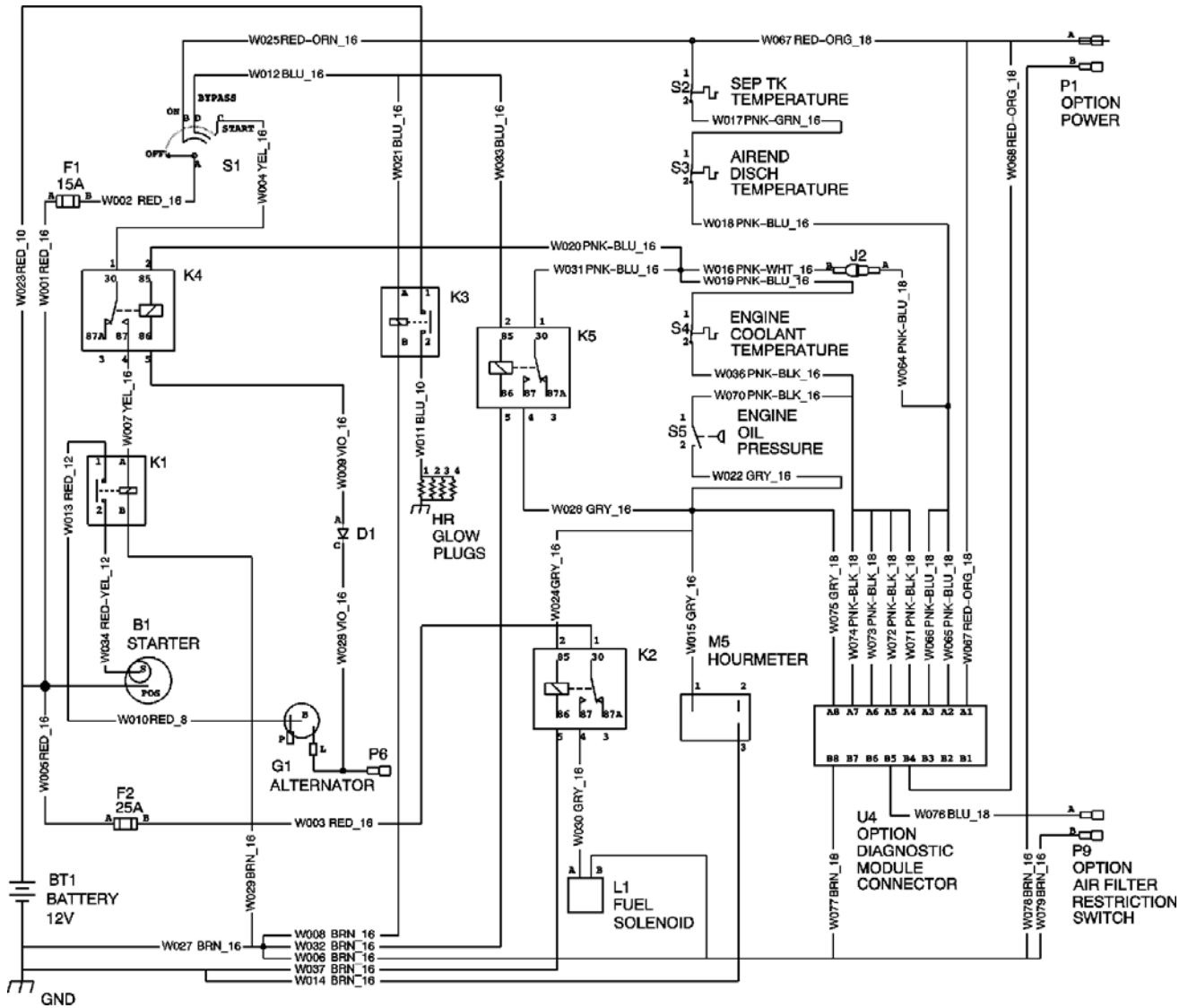
WIRING DIAGRAM



22591986_23_04/06_B

ITEM	COMM. NO.	DESCRIPTION	QTY	DIMENSIONS/NOTES
B1	22607519	STARTER	1	
BT1	36844264	BATTERY	1	
F1	36782464	FUSE, 15A	1	
F2	36793651	FUSE, 25A	1	
D1	35676169	DIODE	1	
G1	22607576	ALTERNATOR	1	
HR1	22607634	GLOW PLUG	1	
HR2	22607634	GLOW PLUG	1	
HR3	22607634	GLOW PLUG	1	
HR4	22607634	GLOW PLUG	1	
K1	36856250	RELAY	1	
K2	36878361	RELAY	1	

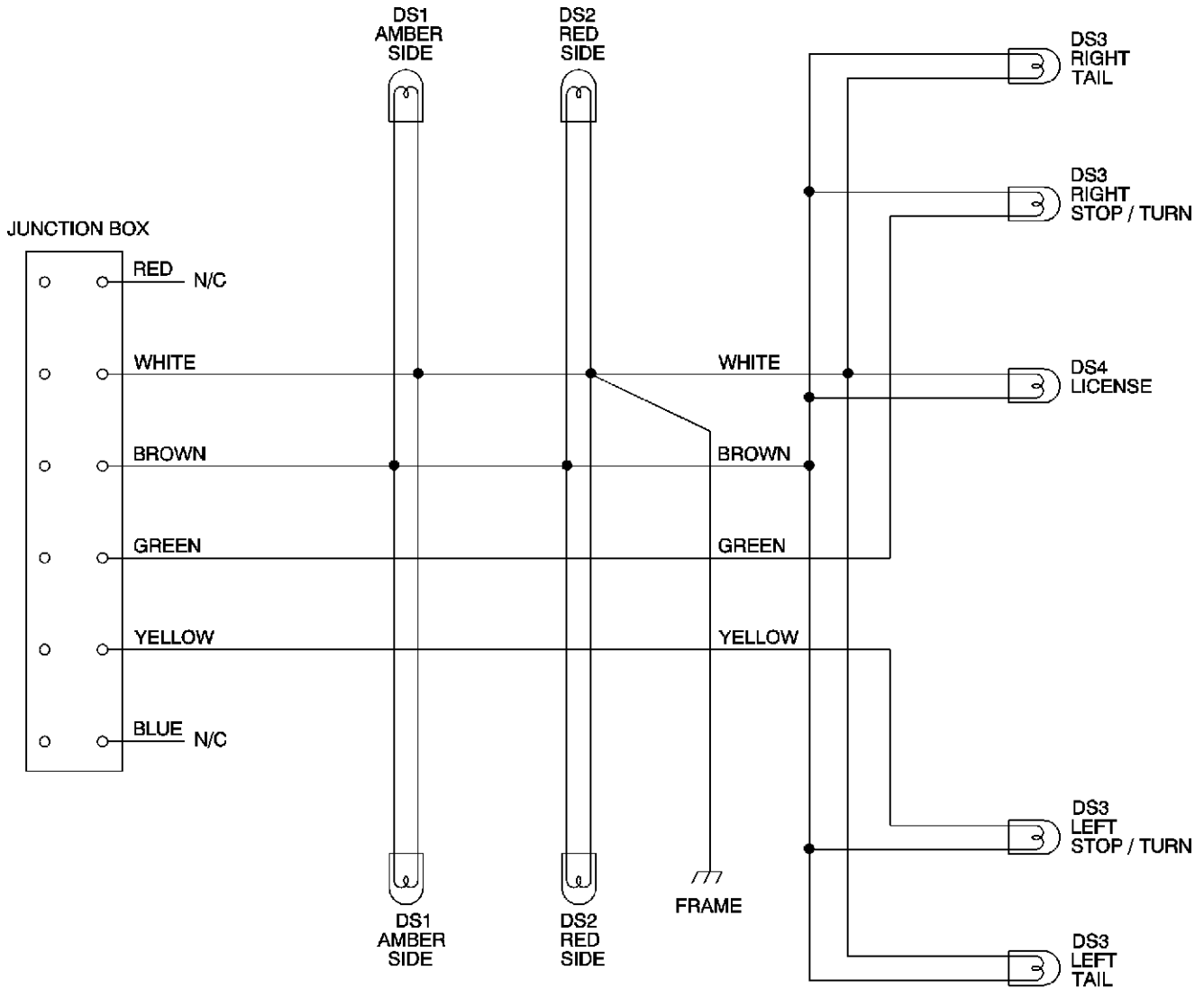
WIRING DIAGRAM



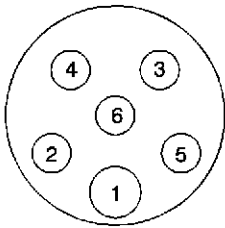
22591986_23_04/06_B

ITEM	COMM. NO.	DESCRIPTION	QTY	DIMENSIONS/NOTES
K3	36856250	RELAY	1	
K4	36878361	RELAY	1	
K5	36878361	RELAY	1	
L1	22607758	SOLENOID, FUEL	1	
M5	22054175	HOURMETER, ELEC/MECH	1	
S1	22127385	SWITCH, START	1	
	22134118	KNOB SWITCH ASSEMBLY	1	
S2	36865756	SWITCH, AIR END HIGH AIR TEMPERATURE	1	
S3	35596436	SWITCH, DISCHARGE AIR TEMPERATURE	1	
S4	22489942	SWITCH, HIGH ENGINE TEMPERATURE	1	
S5	36878379	SWITCH, ENGINE OIL PRESSURE	1	
W1	22432967	HARNESS, ENGINE CONTROL	1	

TAIL LIGHT WIRING DIAGRAM Prior to S/N 391392



PLUG / SOCKET WIRING CONNECTIONS

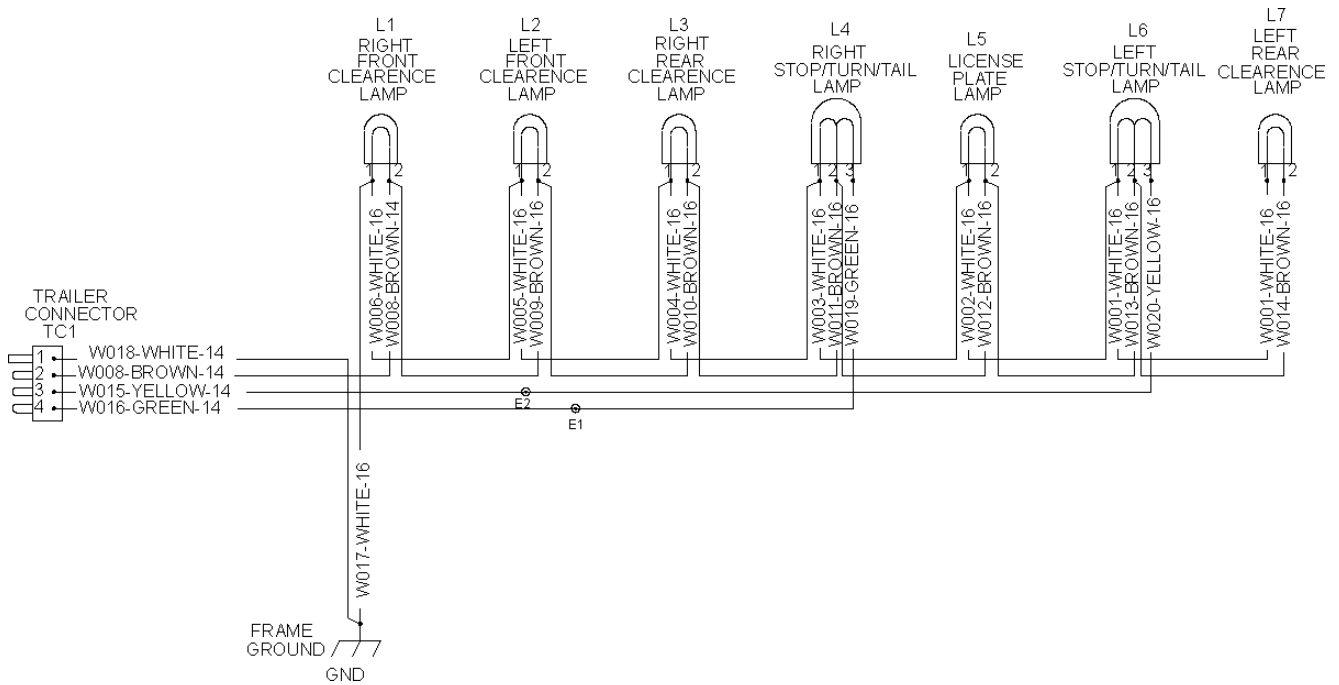


- 1 WHITE - GROUND
- 2 YELLOW - LEFT STOP/TURN SIGNAL
- 3
- 4 GREEN - RIGHT STOP/TURN SIGNAL
- 5 BROWN - TAIL / CLEARANCE LIGHTS
- 6 BLUE - ELECTRIC BRAKES

22591986_24_04/05_A

ITEM	COMM. NO.	DESCRIPTION	QTY	DIMENSIONS/NOTES
DS1	35367051	LIGHT, AMBER SIDE	2	
DS2	35367044	LIGHT, RED SIDE	2	
DS3	36788081	LIGHT, STOP / TAIL	2	
DS4	54726468	LIGHT, LICENSE	1	
W2	36893196	HARNES, LIGHT	1	

TAIL LIGHT WIRING DIAGRAM Begin with S/N 391392



22591986_24b_09/07_A

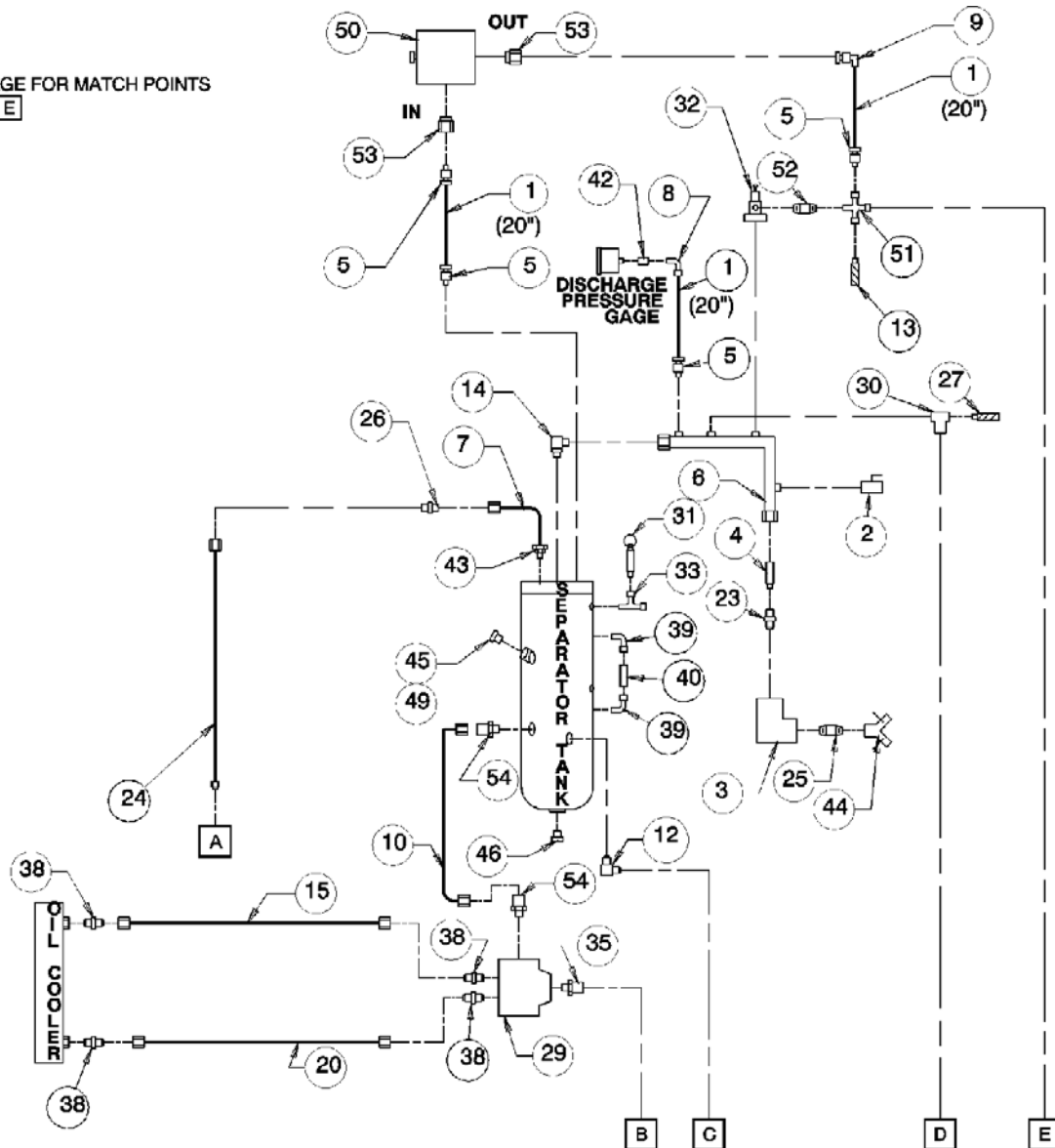
ITEM	COMM. NO.	DESCRIPTION	QTY	DIMENSIONS/NOTES
DS1	35367051	LIGHT, AMBER SIDE	2	
DS2	35367044	LIGHT, RED SIDE	2	
DS3	36788081	LIGHT, STOP / TAIL	2	
DS4	54726468	LIGHT, LICENSE	1	
W2	23050180	HARNES, LIGHT	1	

AIR and OIL PIPING

NOTES:

SEE NEXT PAGE FOR MATCH POINTS

A B C D E

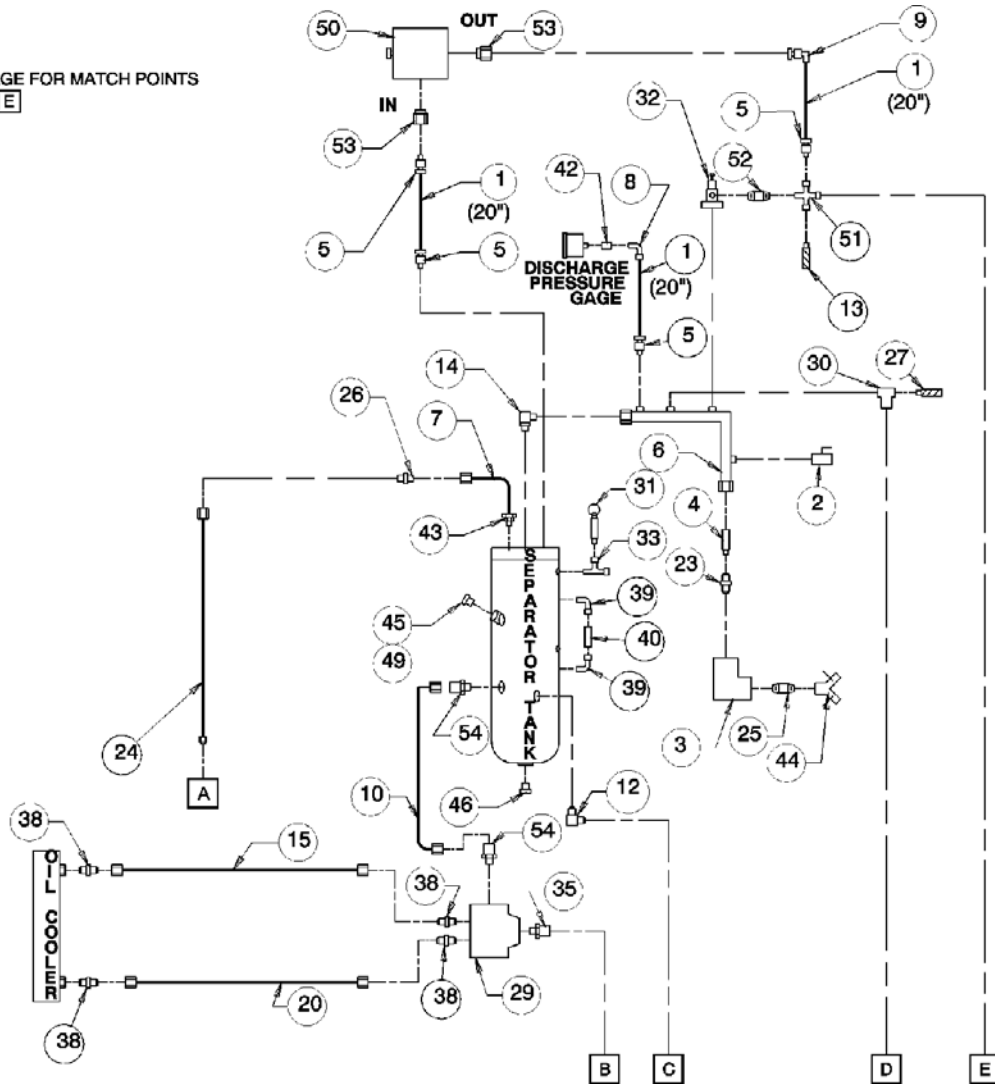


22591986_25_04/05_A

ITEM	COMM. NO.	DESCRIPTION	QTY	DIMENSIONS/NOTES
1	35356484	TUBING		
2	35324839	VALVE, BALL		
3	95953378	ELBOW, 90 X 1-1/4 NPT		
4	36921377	NOZZLE, SONIC		
5	35369347	CONNECTOR, STREET		
6	22234884	TUBE, SERVICE		
7	95944666	ELBOW, STREET 1/4 NPT		
8	35370386	ELBOW, 90 X 1/8 NPT X 3/8 TUBE		
9	35369354	ELBOW, 90 X 1/4 NPT X 3/8 TUBE		
10	35287721	HOSE ASM.		
12	35374867	ELBOW, 90 X 1 7/8-12		
13	36766756	MUFFLER, ORIFICE 0.140		
14	35279777	ELBOW, 90 X 1-5/8-12		

AIR and OIL PIPING

NOTES:
SEE NEXT PAGE FOR MATCH POINTS
A B C D E



22591986_25_04/05_A

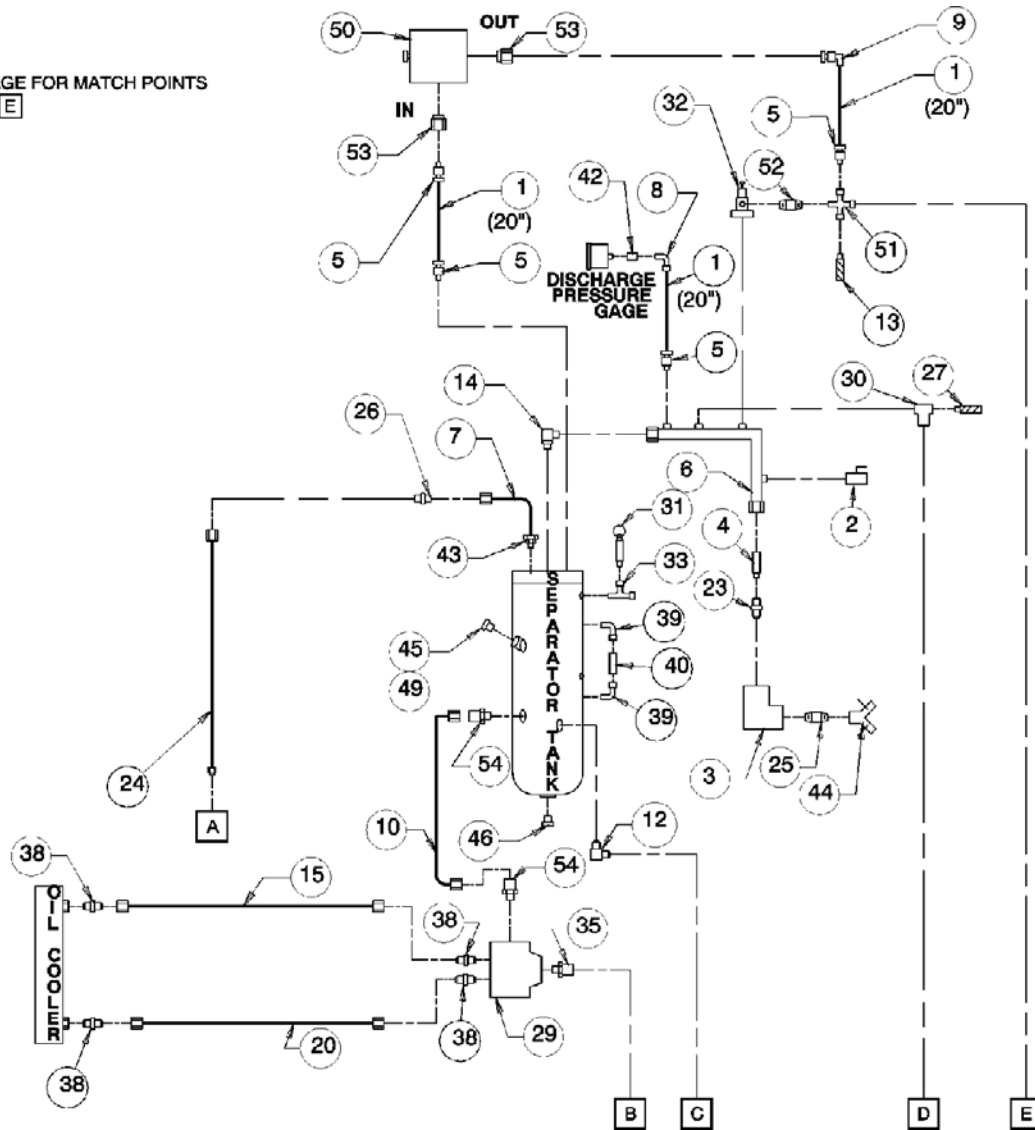
ITEM	COMM. NO.	DESCRIPTION	QTY	DIMENSIONS/NOTES
15	22181150	TUBE ASM., BOTTOM COOLER		
20	22181143	TUBE ASM., TOP COOLER		
23	95219770	CONNECTOR, STREET 1-1/4-12		
24	35315407	HOSE ASM.		
25	95944542	NIPPLE, 1.25 X 7"		
26	36840437	VALVE, ORIFICE / CHECK		
27	36766772	MUFFLER, .062 ORIFICE		
29	54411665	VALVE, BYPASS		
30	35322379	VALVE, BLOWDOWN		RPR KIT 35379064
31	35325166	VALVE, SAFETY		
32	36854149	VALVE, PRESSURE REGULATOR 100 PSI	1	RPR KIT 35387919; Prior to S/N 381648
	36896892	VALVE, PRESSURE REGULATOR 200 PSI	1	RPR KIT 35387919; Begin w/ S/N 381648
33	95944708	TEE, STREET		
35	35294750	ELBOW, 90 X 1-1/16-12		

AIR and OIL PIPING

NOTES:

SEE NEXT PAGE FOR MATCH POINTS

A B C D E



22591986_25_04/05_A

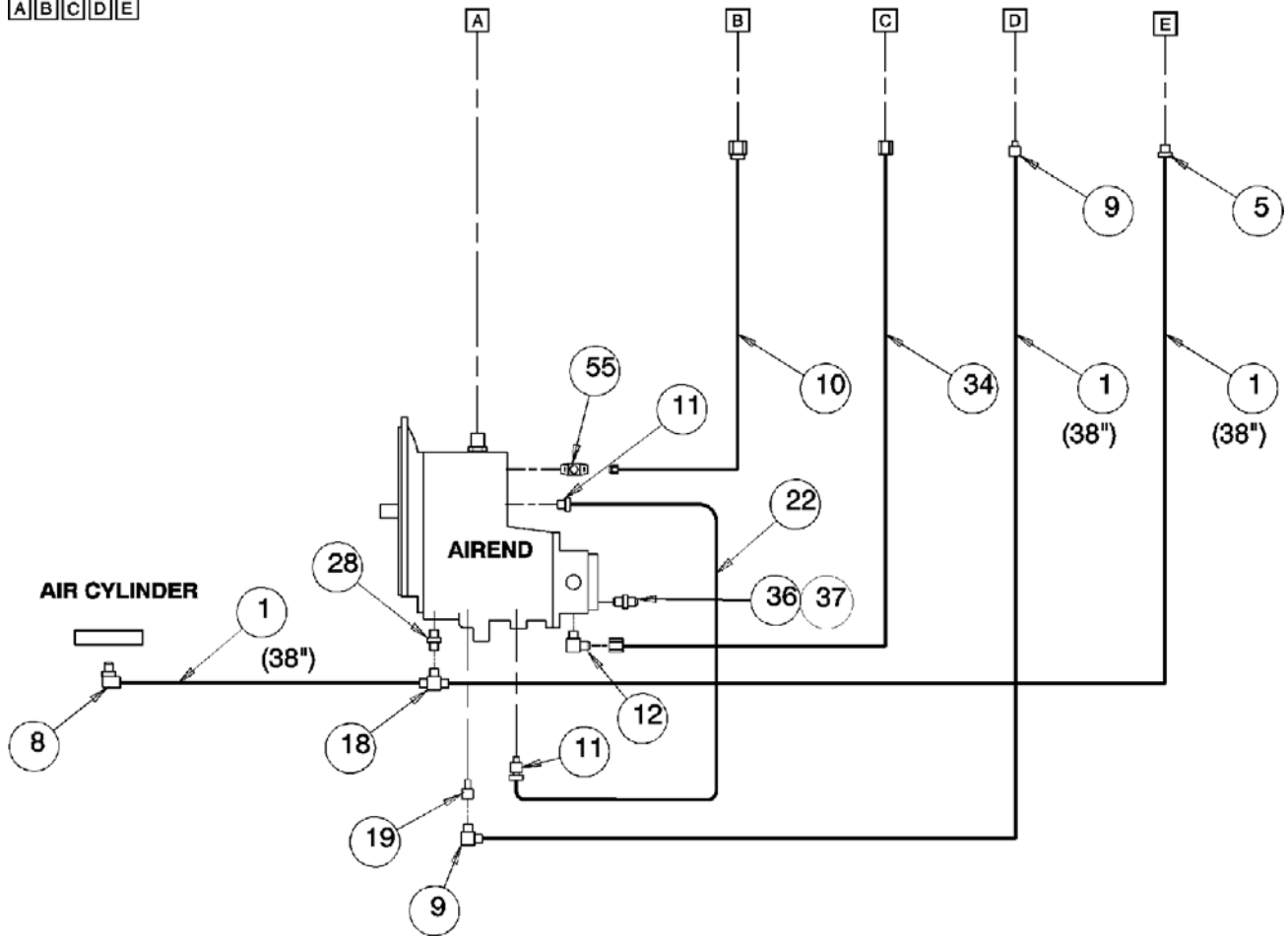
ITEM	COMM. NO.	DESCRIPTION	QTY	DIMENSIONS/NOTES
38	35295880	CONNECTOR, STRAIGHT		
39	54727799	ELBOW, SIGHT TUBE		
40	22248454	TUBE, SIGHT		
42	95930319	COUPLING, 1/8 NPT		
43	22186381	ADAPTER, OIL SCAVANGE		
44	36881076	VALVE, WYE		
45	35579630	PLUG, VENTED 1.62		
46	35664934	PLUG		
49	35279942	O-RING		
50	36783439	VALVE, 2-WAY		
51	95954293	CROSS, 1/4 NPT		
52	95667341	NIPPLE, 1/4 NPT X 7/8"		
53	35302314	ADAPTOR, 9/16 X 1/4 NPT		
54	35294727	ELBOW, 45 X 1 1/16-12 X -12JIC		

AIR and OIL PIPING

NOTES:

SEE PREVIOUS PAGE FOR MATCH POINTS

A **B** **C** **D** **E**



22591986_26_04/05_A

ITEM	COMM. NO.	DESCRIPTION	QTY	DIMENSIONS/NOTES
1	35356484	TUBING		
5	35369347	CONNECTOR, STREET		
8	35370386	ELBOW, 90 X 1/8 NPT X 3/8 TUBE		
9	35369354	ELBOW, 90 X 1/4 NPT X 3/8 TUBE		
10	35287721	HOSE ASM.		
11	35286491	ELBOW, 90 X 7/8-14		
12	35374867	ELBOW, 90 X 1-7/8-12		
18	35369396	TEE, 1/8 NPT		
19	35302314	ADAPTER		
22	36764553	TUBE ASM.		
28	36886992	VALVE, CHECK .078		
34	36886752	HOSE ASM., DISCHARGE		
36	35596436	SWITCH, SHUT DOWN		
37	39404165	O-RING		
55	36885093	ELBOW, LONG 90		

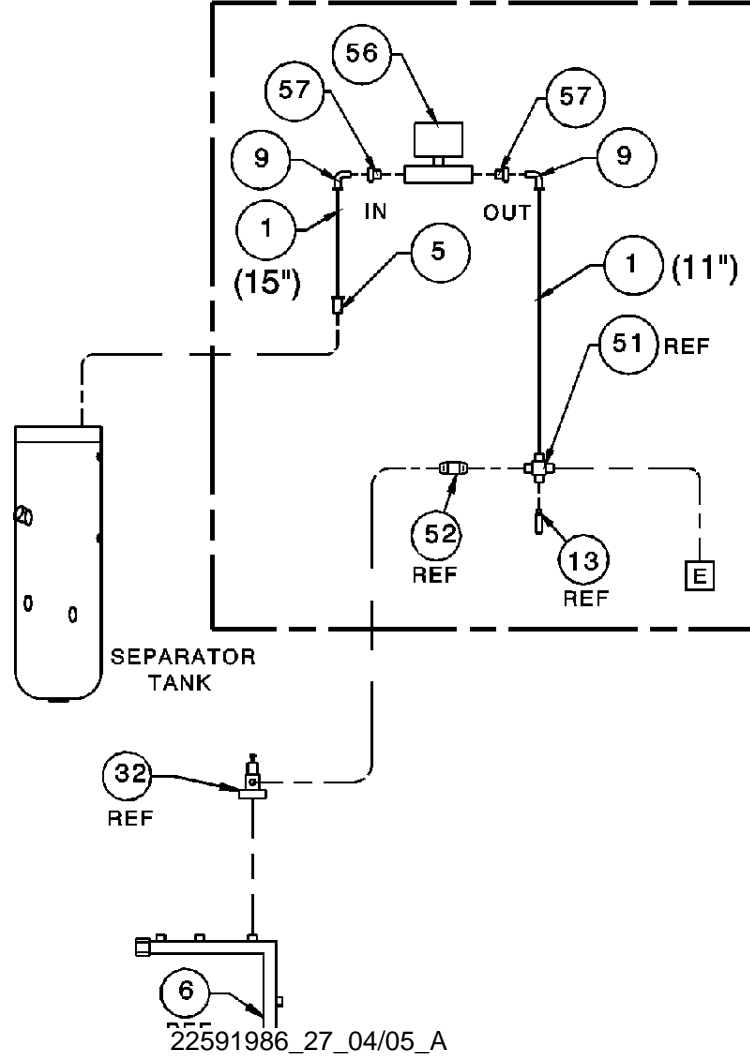
AIR and OIL PIPING OPTIONS

NOTES:

SEE PREVIOUS PAGE FOR MATCH POINTS

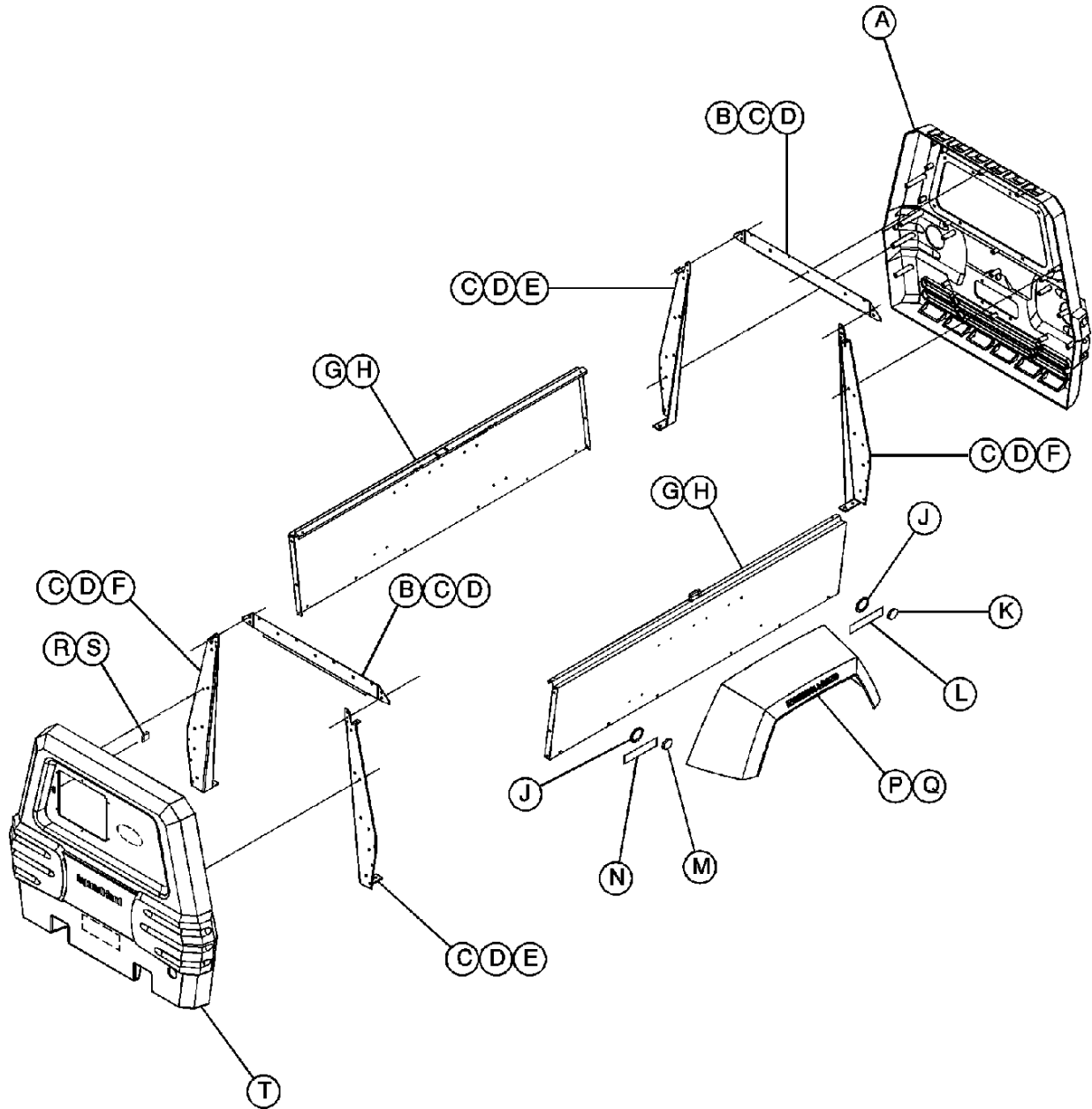
E

**ELECTRIC
START / RUN
VALVE
OPTION**



ITEM	COMM. NO.	DESCRIPTION	QTY	DIMENSIONS/NOTES
1	35356484	TUBING		
5	35369347	CONNECTOR, STREET		
6	22234884	TUBE, SERVICE		
9	35369354	ELBOW, 90 X 1/4 NPT X 3/8 TUBE		
13	36766756	MUFFLER, ORIFICE 0.140		
32	36854149	VALVE, PRESSURE REGULATOR 100 PSI	1	RPR KIT 35387919; Prior to S/N 381648 RPR KIT 35387919; Begin w/ S/N 381648
	36896892	VALVE, PRESSURE REGULATOR 200 PSI	1	
51	95954293	CROSS, 1/4 NPT		
52	95667341	NIPPLE, 1/4 NPT X .88'		
56	36843142	VALVE, SOLENOID 24V		
57	95940748	BUSHING, REDUCING 3/8 NPT X 1/4 NPT		

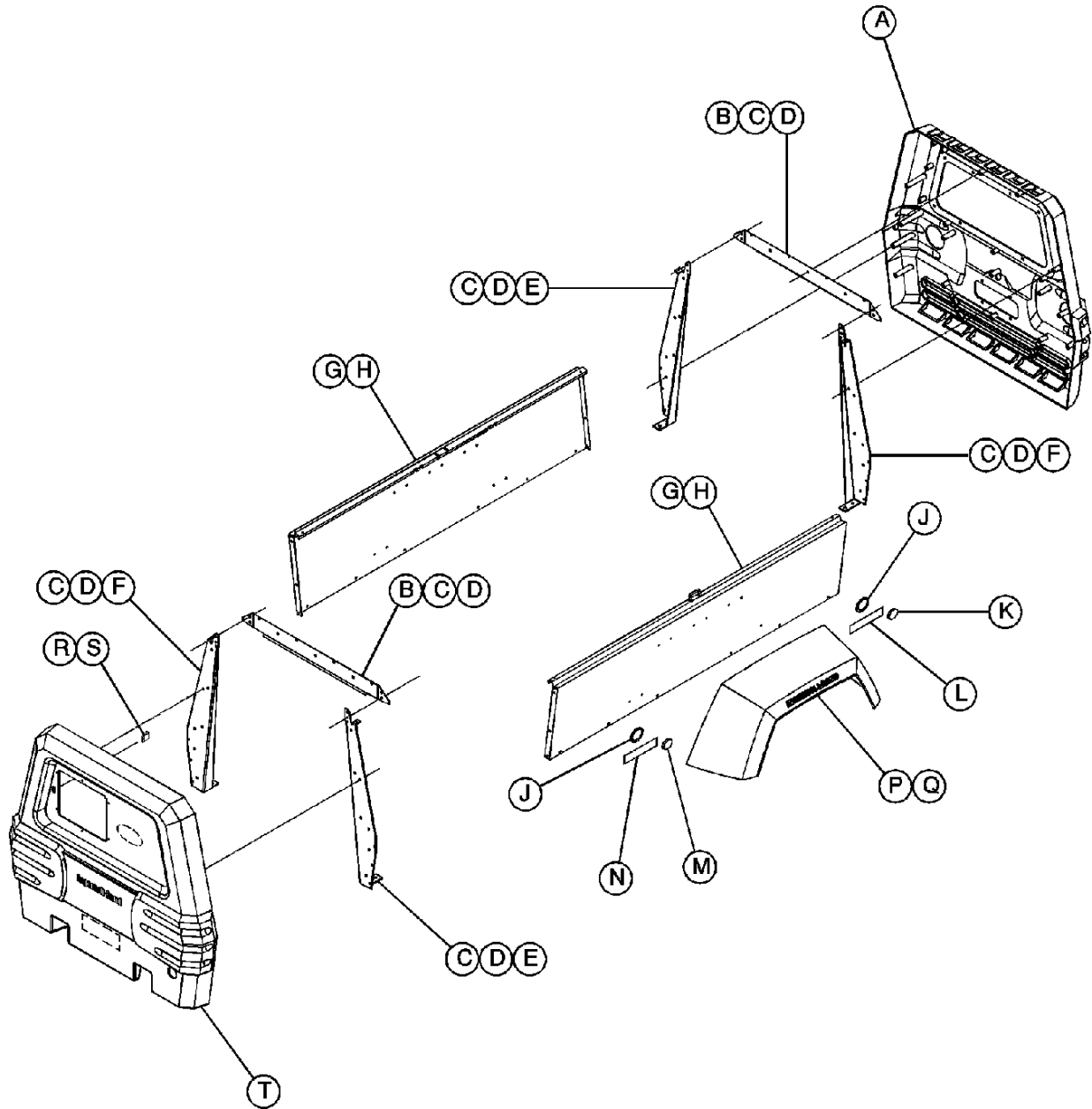
ENCLOSURE COMPLETE



22591986_28_04/05_A

ITEM	COMM. NO.	DESCRIPTION	QTY	DIMENSIONS/NOTES
A	54473525	ENDCAP, REAR	1	STANDARD PAINT
	54729140	ENDCAP, REAR	1	SPECIAL PAINT
B	54602719	CROSSMEMBER, ENDCAP	2	
C	35279025	SCREW, TAPPING M08-1.25 X 20	16	
D	54721238	SCREW, 11/32" HI-LO	22	
E	54631783	STIFFNER, PLASTIC ENDCAP	1	
F	54631775	STIFFNER, PLASTIC ENDCAP	1	
G	36894194	PANEL, SIDE	2	STANDARD
	54529433	PANEL, SIDE	2	GALVANNEAL
H	36797652	SCREW, TAPPING M06-1.0 X 12	12	
J	36893634	GROMMET, CLEARANCE LIGHT	4	

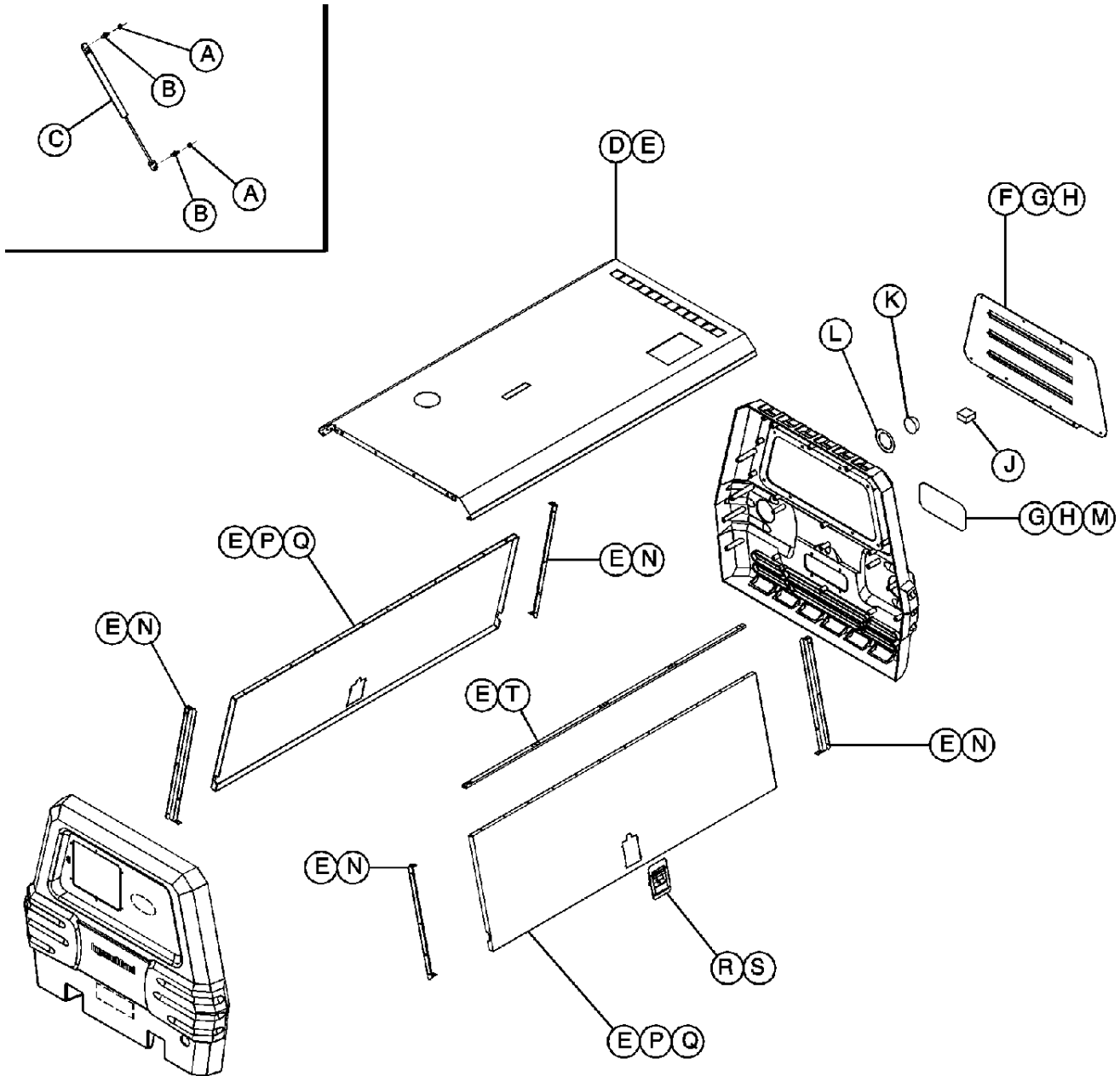
ENCLOSURE COMPLETE



22591986_28_04/05_A

ITEM	COMM. NO.	DESCRIPTION	QTY	DIMENSIONS/NOTES
K	35367044	LIGHT, RED CLEARANCE	2	
L	36894608	REFLECTOR, RED	2	
M	35367051	LIGHT, YELLOW CLEARANCE	2	
N	36894616	REFLECTOR, AMBER	2	
P	36877579	FENDER	2	
Q	92368687	SCREW, TAPPING M06-1.0 X 14	10	
R	54721212	RIVET, 3/16" ALUMINUM	2	
S	54482518	LATCH, PLASTIC ENDCAP	1	STANDARD PAINT
	54729181	LATCH, PLASTIC ENDCAP	1	SPECIAL PAINT
T	54473517	ENDCAP, FRONT	1	STANDARD PAINT
	54729132	ENDCAP, FRONT	1	SPECIAL PAINT

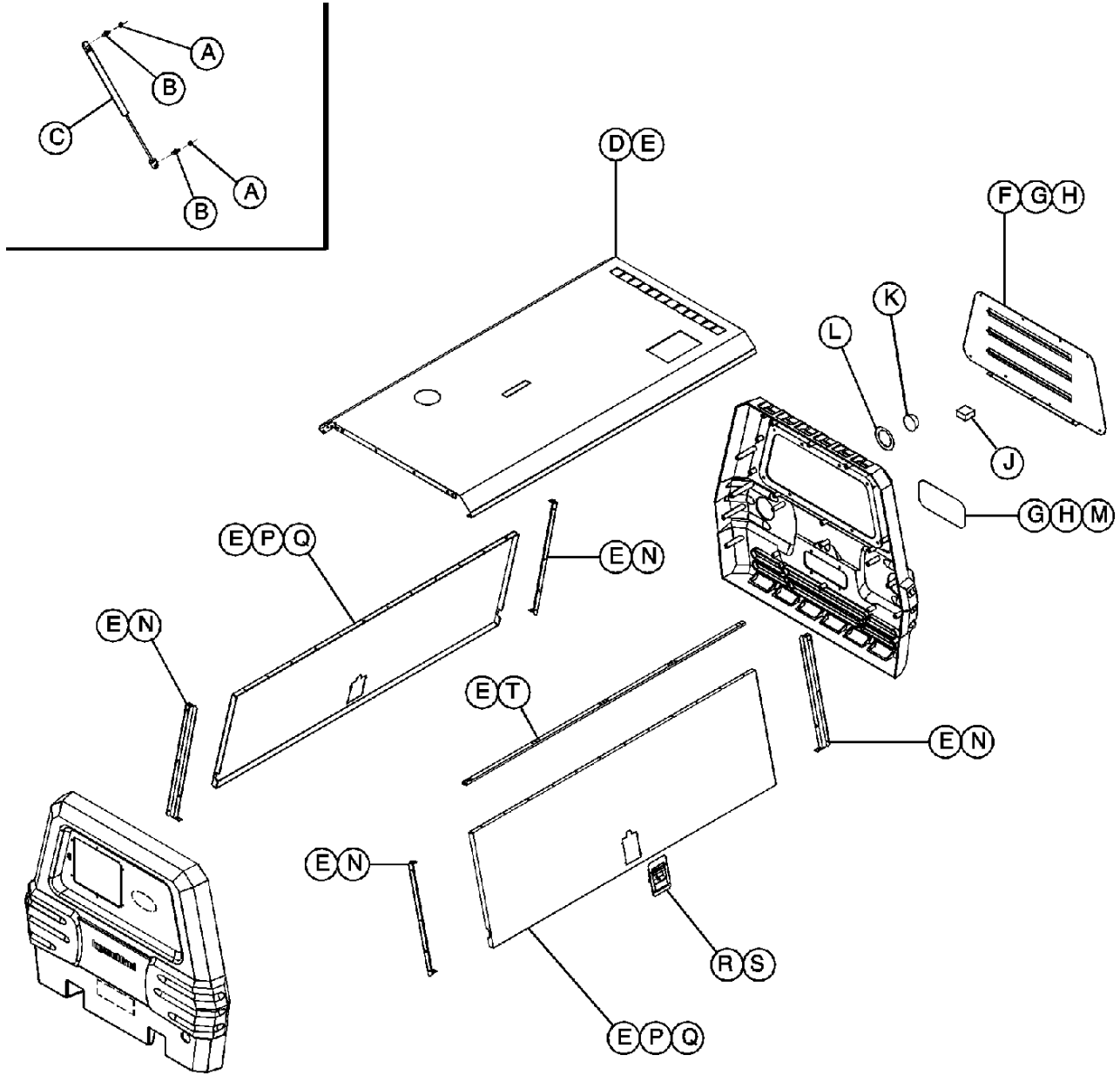
ENCLOSURE COMPLETE



22591986_29_04/05_A

ITEM	COMM. NO.	DESCRIPTION	QTY	DIMENSIONS/NOTES
A	36881886	NUT, HEX FLANGE M08-1.25	8	STANDARD GALVANNEAL
B	35337328	STUD, BALL M08	8	
C	35600287	SPRING, GAS	4	
D	22504591	ROOF	1	
	22632442	ROOF	1	
E	36797652	SCREW, TAPPING M06-1.0 X 12	46	
F	22339691	COVER, COOLER ACCESS	1	
G	54724117	GROMMET, SCREW	12	
H	36885085	SCREW, TAPPING 1/4-10 X .75"	12	
J	54726468	LIGHT, LICENSE	1	
K	36788081	LAMP ASM.	2	

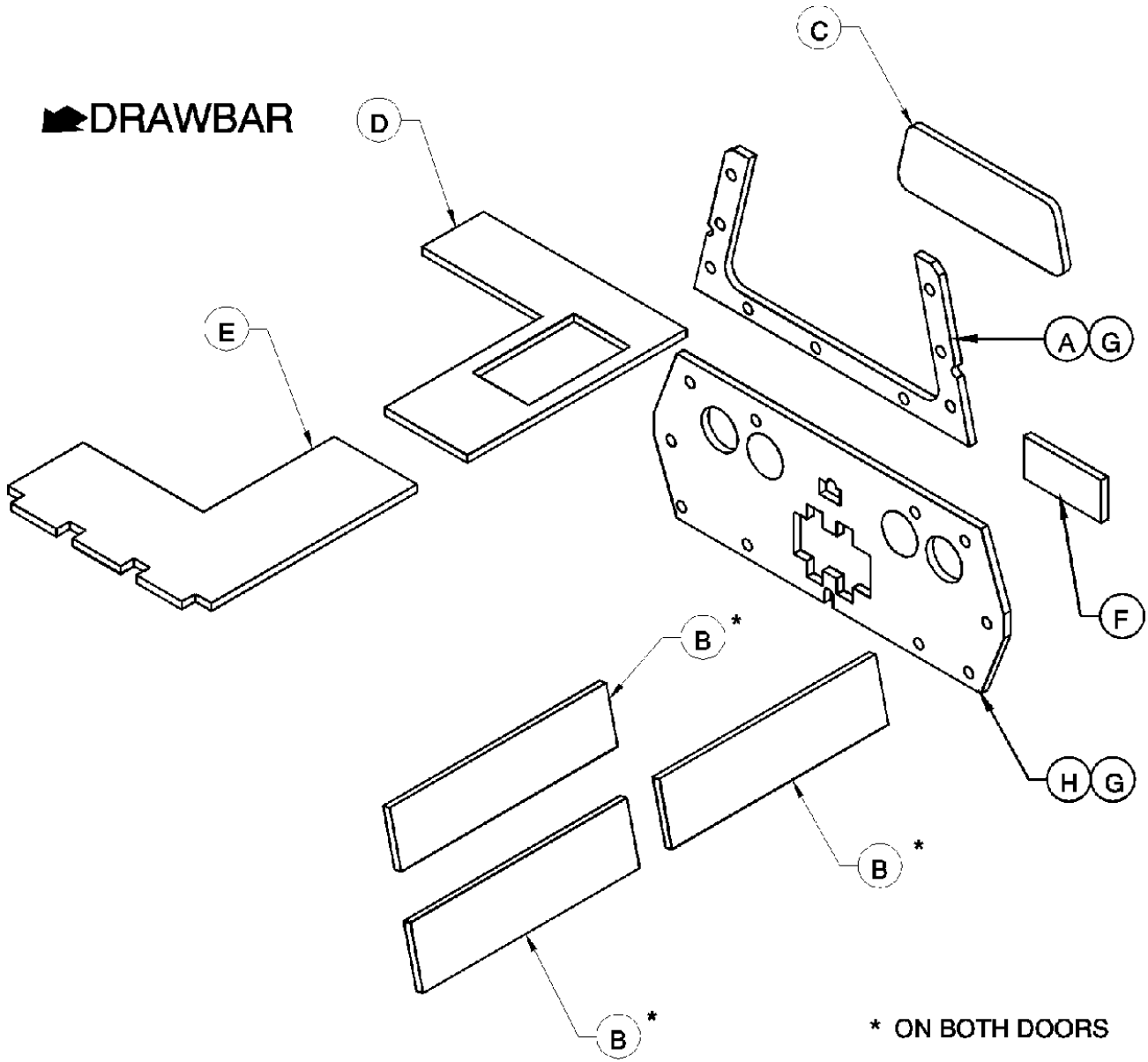
ENCLOSURE COMPLETE



22591986_29_04/05_A

ITEM	COMM. NO.	DESCRIPTION	QTY	DIMENSIONS/NOTES
			Continued
L	36787968	GROMET	2	
M	36883452	COVER, COOLER ACCESS	1	Standard
	54529334	COVER, COOLER ACCESS	1	Galvanneal
N	36889558	STOP, DOOR	4	Standard
	54529417	STOP, DOOR	4	Galvanneal
P	36889509	DOOR	2	Standard
	54529375	DOOR	2	Galvanneal
Q	36865293	BUMPER, RUBBER	6	
R	36793602	LATCH, SLAM DOOR	2	
S	36794816	RIVET, 3/16 X 1/8	8	
T	36883437	HINGE, DOOR	2	

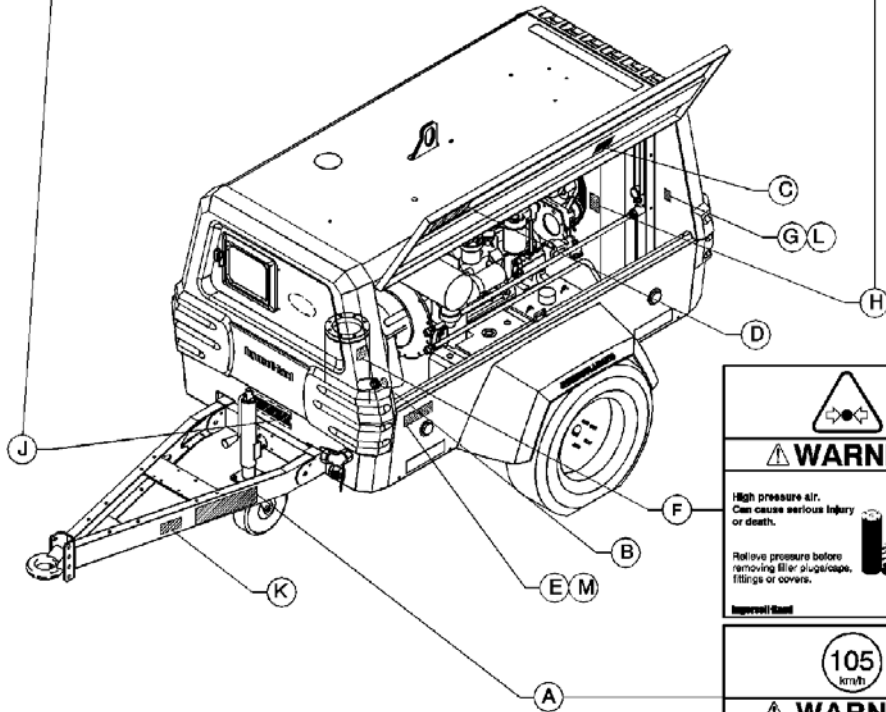
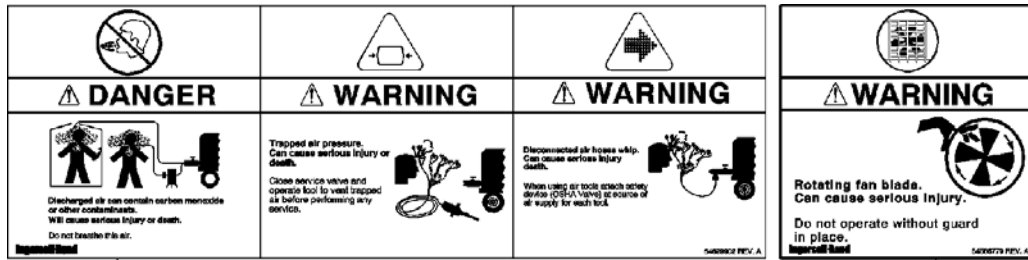
FOAM INSULATION COMPLETE



22591986_30_04/05_A

ITEM	COMM. NO.	DESCRIPTION	QTY	DIMENSIONS/NOTES
A	54698089	PANEL, REAR END ACOUSTIC	1	
B	36883742	PANEL, SIDE DOOR ACOUSTIC	6	
C	36883718	PANEL, ACCESS DOOR ACOUSTIC	1	
D	54389887	PANEL, REAR ROOF ACOUSTIC	1	
E	54828979	PANEL, FRONT ROOF ACOUSTIC	1	
F	54698105	PANEL, ACCESS DOOR ACOUSTIC	1	
G	54724125	CLIP, XMAS TREE	15	
H	54698097	PANEL, BOTTOM REAR END ACOUSTIC	1	

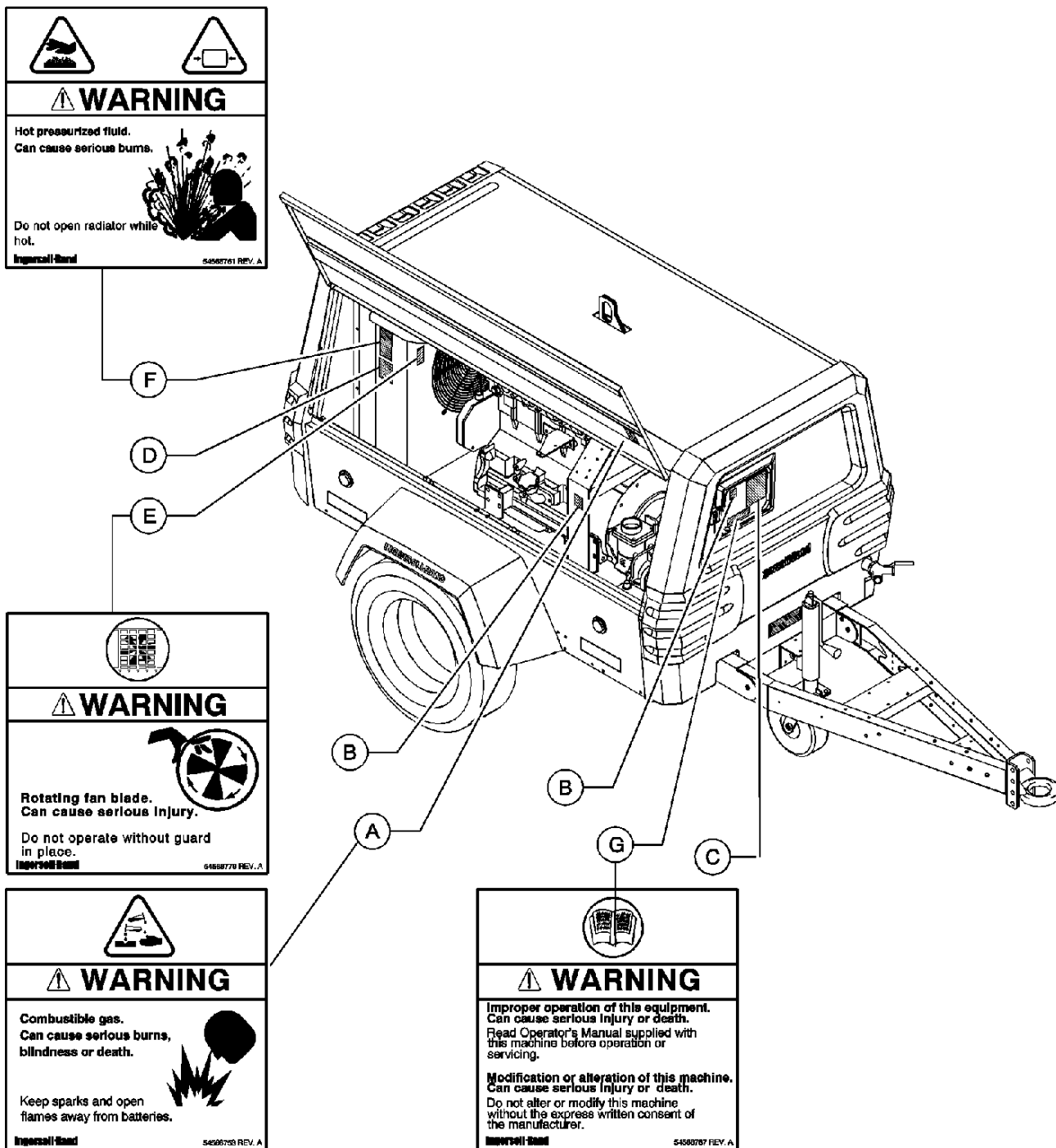
DECAL LOCATION



22591986_31_04/05_A

ITEM	COMM. NO.	DESCRIPTION	QTY	DIMENSIONS/NOTES
A	54568803	2-PART DRAWBAR WARNING	1	
B	54604970	OIL FILL	1	
C	54625207	DIESEL FUEL	1	
D	22637995	WIRING DIAGRAM	1	
E	36531176	V. I. N.	1	
F	54568795	HIGH PRESSURE WARNING	1	
G	36523306	SERIAL NUMBER PLATE	1	
H	54568779	ROTATING FAN WARNING	1	
J	54629902	3-PART DANGER/WARNING	1	
K	54604921	TOW CHAINS NOTICE	1	
L	36794816	RIVET	1	
M	36533081	V. I. N. OVERLAY	2	

DECAL LOCATION



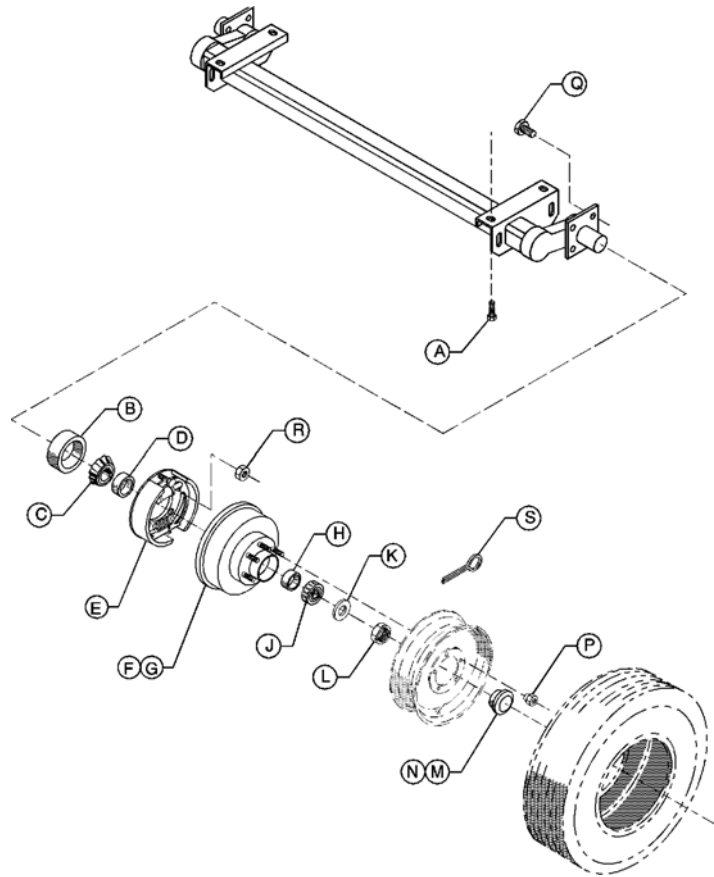
22591986_32_04/05_A

ITEM	COMM. NO.	DESCRIPTION	QTY	DIMENSIONS/NOTES
A	54568753	BATTERY GAS WARNING	1	
B	54454756	NO ETHER	2	
C	54749163	OPERATING INSTRUCTIONS	1	
D	54604962	RADIATOR FILL	1	
E	54568779	ROTATING FAN WARNING	1	
F	54568761	HOT PRESSURIZED FLUID WARNING	1	
G	54568787	IMPROPER OPERATION	1	



Section C - OPTION PARTS

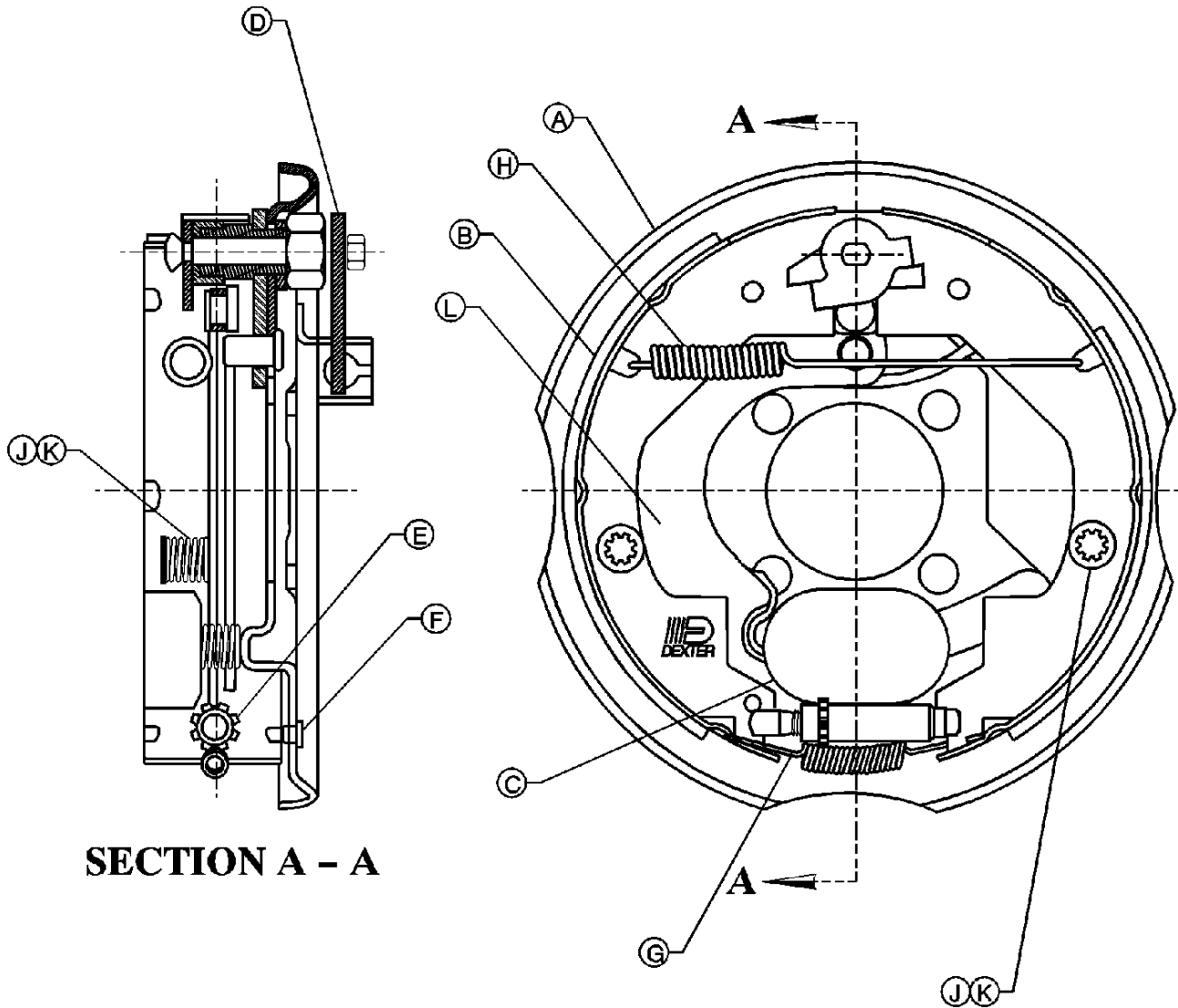
AXLE, ELECTRIC BRAKE



PLAT_A_OPT_002_04/04_A

ITEM	COMM. NO.	DESCRIPTION	QTY	DIMENSIONS/NOTES
~	22892657	RUNNING GEAR, EZ-LUBE	1	
A	96747142	SCREW, HEX FLANG HD M16 X 30	4	
B	35391101	SEAL, EZ LUBE GREASE	2	
C	35361864	CONE, INNER BEARING	2	
D	35361872	CUP, INNER BEARING	2	
E	35391168	BRAKE ASM., LH ELECTRIC	1	
	35391176	BRAKE ASM., RH ELECTRIC	1	
F	35391119	HUB & DRUM with STUDS	2	
G	35361898	STUD	10	
H	35315183	CUP, OUTER BEARING	2	
J	35315191	CONE, OUTER BEARING	2	
K	35315209	WASHER, SPINDLE	2	Prior to S/N 372960
	22805436	WASHER, SPINDLE	2	Begin w/ S/N 372960
L	35315217	NUT, SPINDLE	2	
M	35391127	CAP, EZ LUBE RUBBER	2	
N	35391135	PLUG, EZ LUBE RUBBER	2	
P	35315274	NUT, WHEEL	10	
Q	35391648	SCREW, BRAKE MOUNT	8	
R	35391630	NUT, BRAKE MOUNT HEX	8	
S	35315225	PIN, COTTER	2	Prior to S/N 372960
	22805444	WASHER, TANG	2	Begin w/ S/N 372960

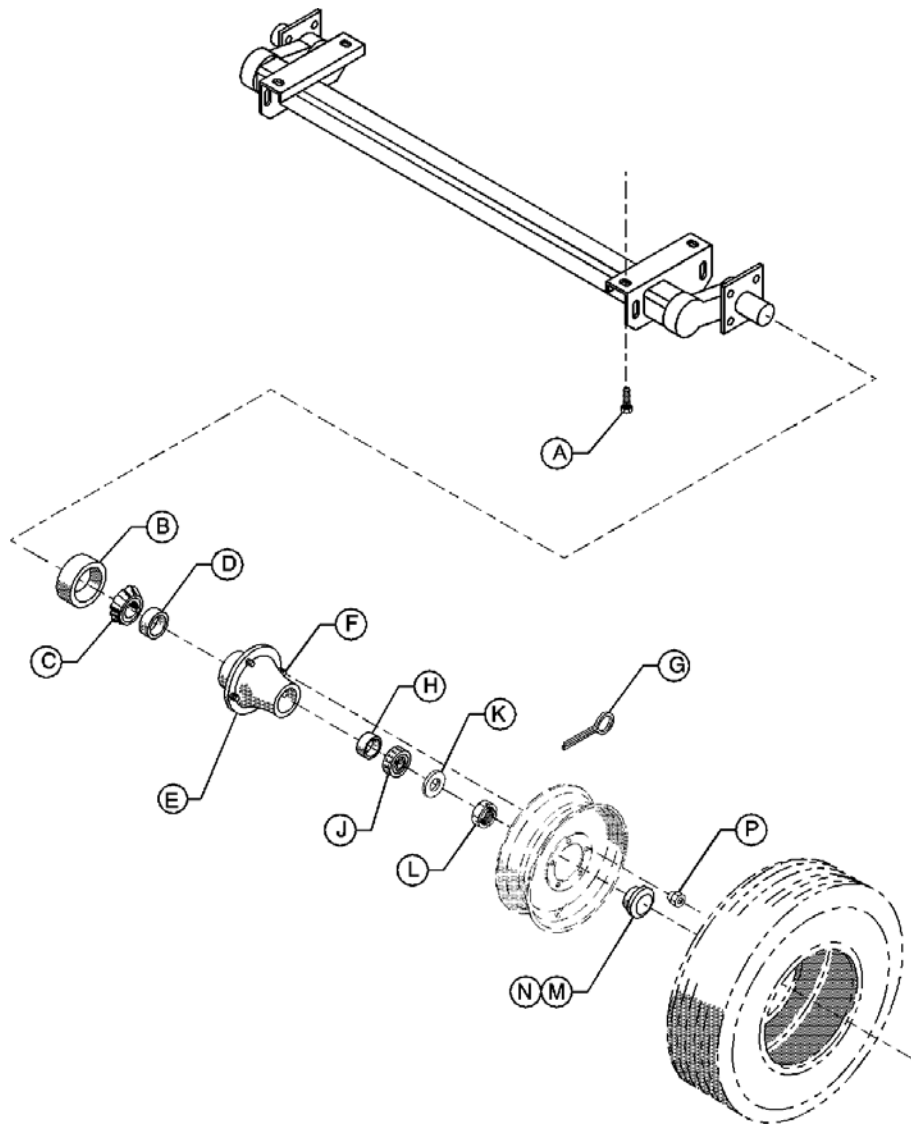
SHOE, ELECTRIC BRAKE



PLAT_A_OPT_003_04/04_A

ITEM	COMM. NO.	DESCRIPTION	QTY	DIMENSIONS/NOTES
A	35391184	PLATE ASM., LH BACKING	1	
	35391192	PLATE ASM., RH BACKING	1	
B	35391333	BRAKE SHOE KIT	1	
C	35391309	MAGNET KIT	2	
D	35391267	LEVER, PARKING BRAKE	2	
E	35391366	SCREW ASM., ADJUSTING	2	
F	35391416	PLUG, ADJUSTING SCREW	2	
G	35391374	SPRING, ADJUSTER	2	
H	35391358	SPRING, RETRACTOR	2	
J	35391382	SPRING, SHOE HOLD DOWN	4	
K	35391390	PIN, SHOE HOLD DOWN	4	
L	35391226	LEVER KIT, LH ACTUATING	1	
	35391234	LEVER KIT, RH ACTUATING	1	

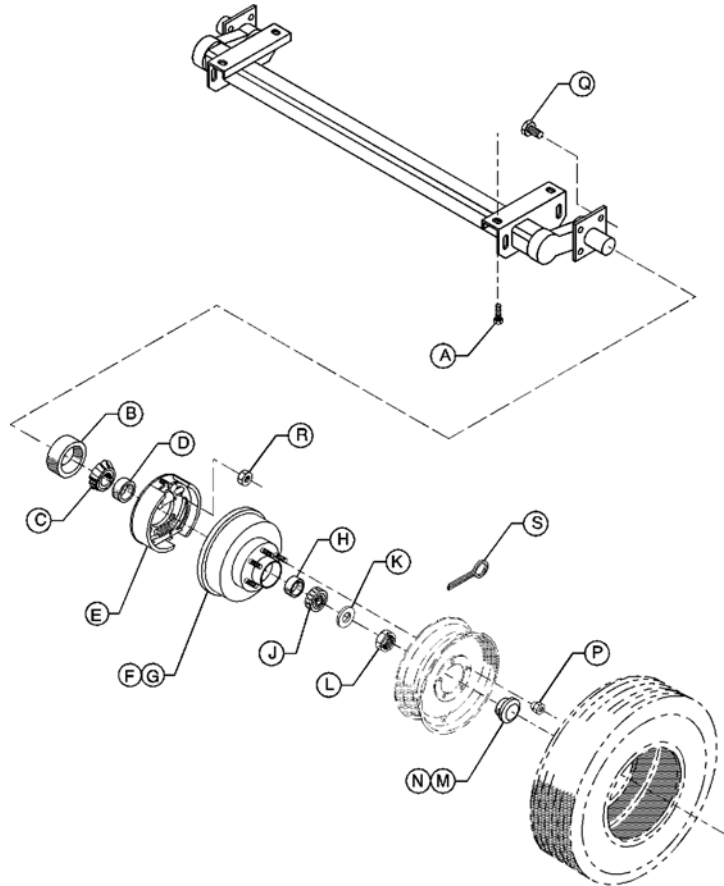
AXLE, EZ LUBE



PLAT_A_OPT_004_04/04_A

ITEM	COMM. NO.	DESCRIPTION	QTY	DIMENSIONS/NOTES
A	96747142	SCREW, HEX FLANG HD M16 X 30	4	
B	35391101	SEAL, EZ LUBE GREASE	2	
C	35361864	CONE, INNER BEARING	2	
D	35361872	CUP, INNER BEARING	2	
E	36848158	HUB with STUDS & BEARING CUPS	2	
F	35361898	STUD	10	
G	35315225	PIN, COTTER	2	
H	35315183	CUP, OUTER BEARING	2	
J	35315191	CONE, OUTER BEARING	2	
K	35315209	WASHER, SPINDLE	2	
L	35315217	NUT, SPINDLE	2	
M	35391127	CAP, EZ LUBE RUBBER	2	
N	35391135	PLUG, EZ LUBE RUBBER	2	
P	35315274	NUT, WHEEL	10	

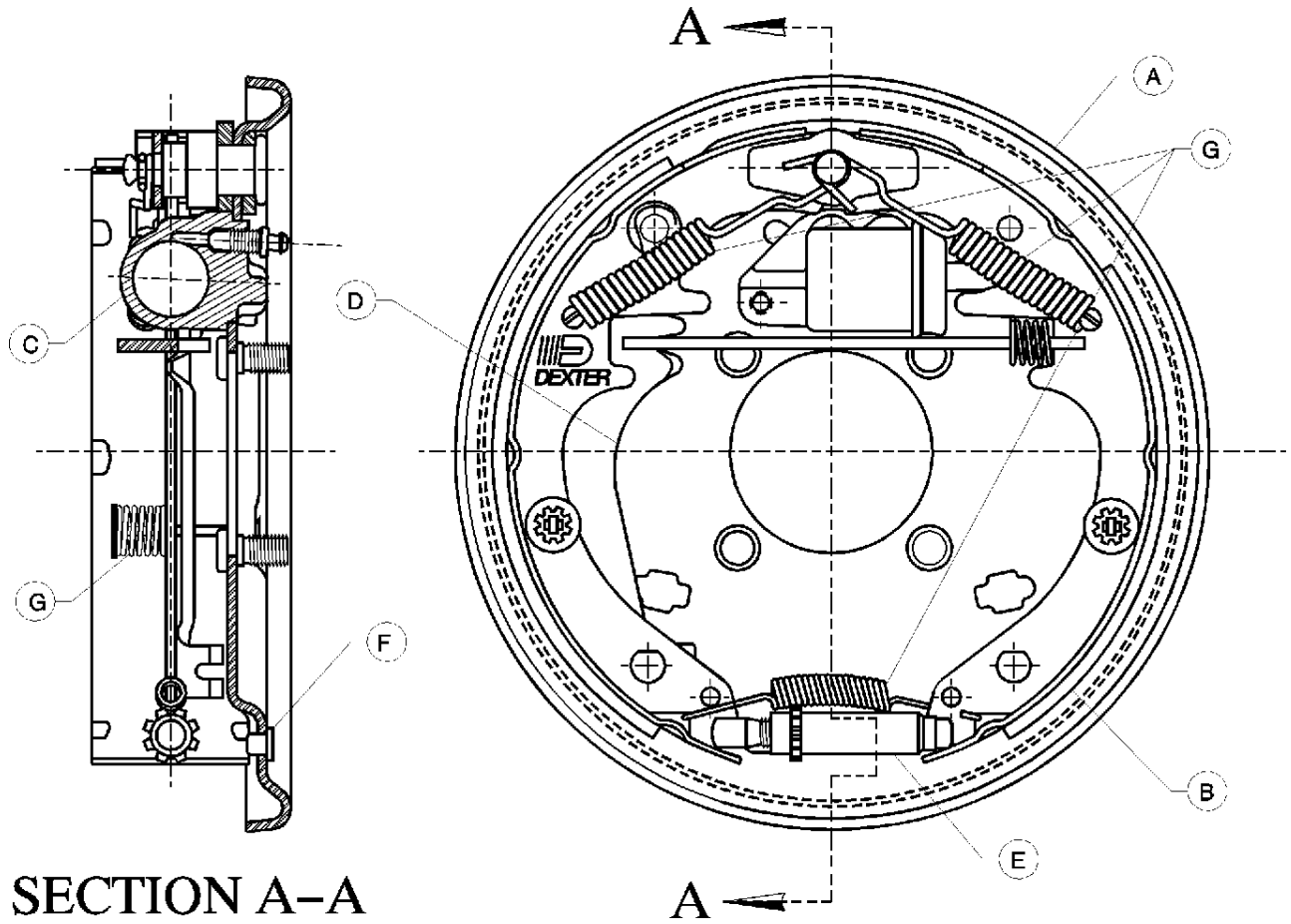
AXLE, HYDRAULIC BRAKE



PLAT_A_OPT_005_04/04_A

ITEM	COMM. NO.	DESCRIPTION	QTY	DIMENSIONS/NOTES
~	22892632	RUNNING GEAR, EZ-LUBE	1	
A	96747142	SCREW, HEX FLANG HD M16 X 30	4	
B	35391101	SEAL, EZ LUBE GREASE	2	
C	35361864	CONE, INNER BEARING	2	
D	35361872	CUP, INNER BEARING	2	
E	36867596	BRAKE ASM., LH HYDRAULIC	1	
	36867604	BRAKE ASM., RH HYDRAULIC	1	
F	35391119	HUB & DRUM with STUDS	2	
G	35361898	STUD	10	
H	35315183	CUP, OUTER BEARING	2	
J	35315191	CONE, OUTER BEARING	2	
K	35315209	WASHER, SPINDLE	2	Prior to S/N 372960
	22805436	WASHER, SPINDLE	2	Begin w/ S/N 372960
L	35315217	NUT, SPINDLE	2	
M	35391127	CAP, EZ LUBE RUBBER	2	
N	35391135	PLUG, EZ LUBE RUBBER	2	
P	35315274	NUT, WHEEL	10	
Q	35391648	SCREW, BRAKE MOUNT	8	
R	35391630	NUT, BRAKE MOUNT HEX	8	
S	35315225	PIN, COTTER	2	Prior to S/N 372960
	22805444	WASHER, TANG	2	Begin w/ S/N 372960

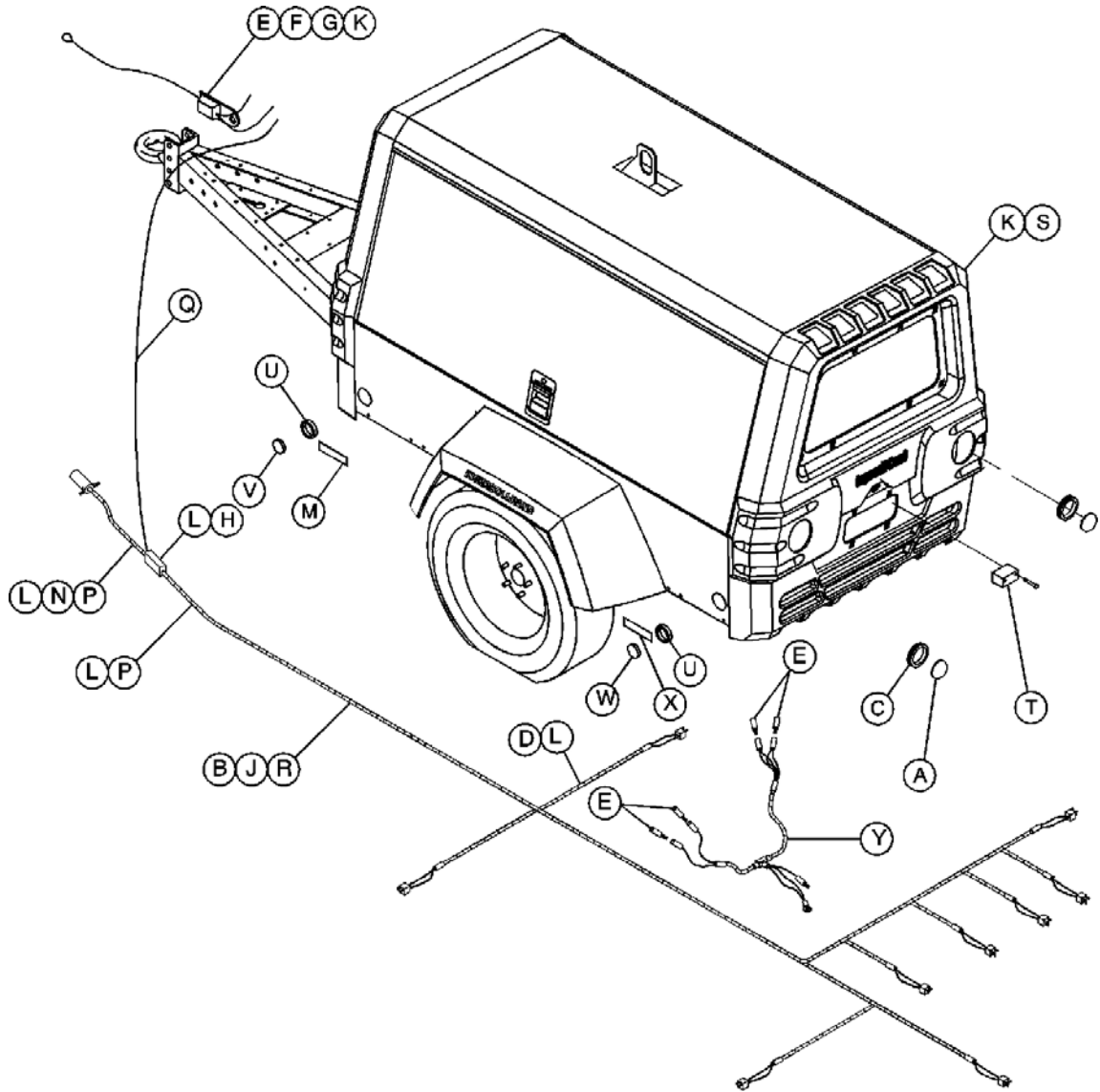
SHOE, HYDRAULIC BRAKE



PLAT_A_OPT_006_04/04_A

ITEM	COMM. NO.	DESCRIPTION	QTY	DIMENSIONS/NOTES
A	35391432	PLATE AS., BACKING	2	
B	35391556	BRAKE SHOE KIT	2	
C	35391440	CYLINDER, LH BRAKE	1	
	35391457	CYLINDER, RH BRAKE	1	
D	35391580	LEVER & PIN, LH PARKING	1	
	35391598	LEVER & PIN, RH PARKING	1	
E	35393727	SCREW ASM., ADJUSTING	2	
F	35391481	PLUG, ADJUSTING SLOT	4	
G	35391507	BRAKE SPRING KIT	2	

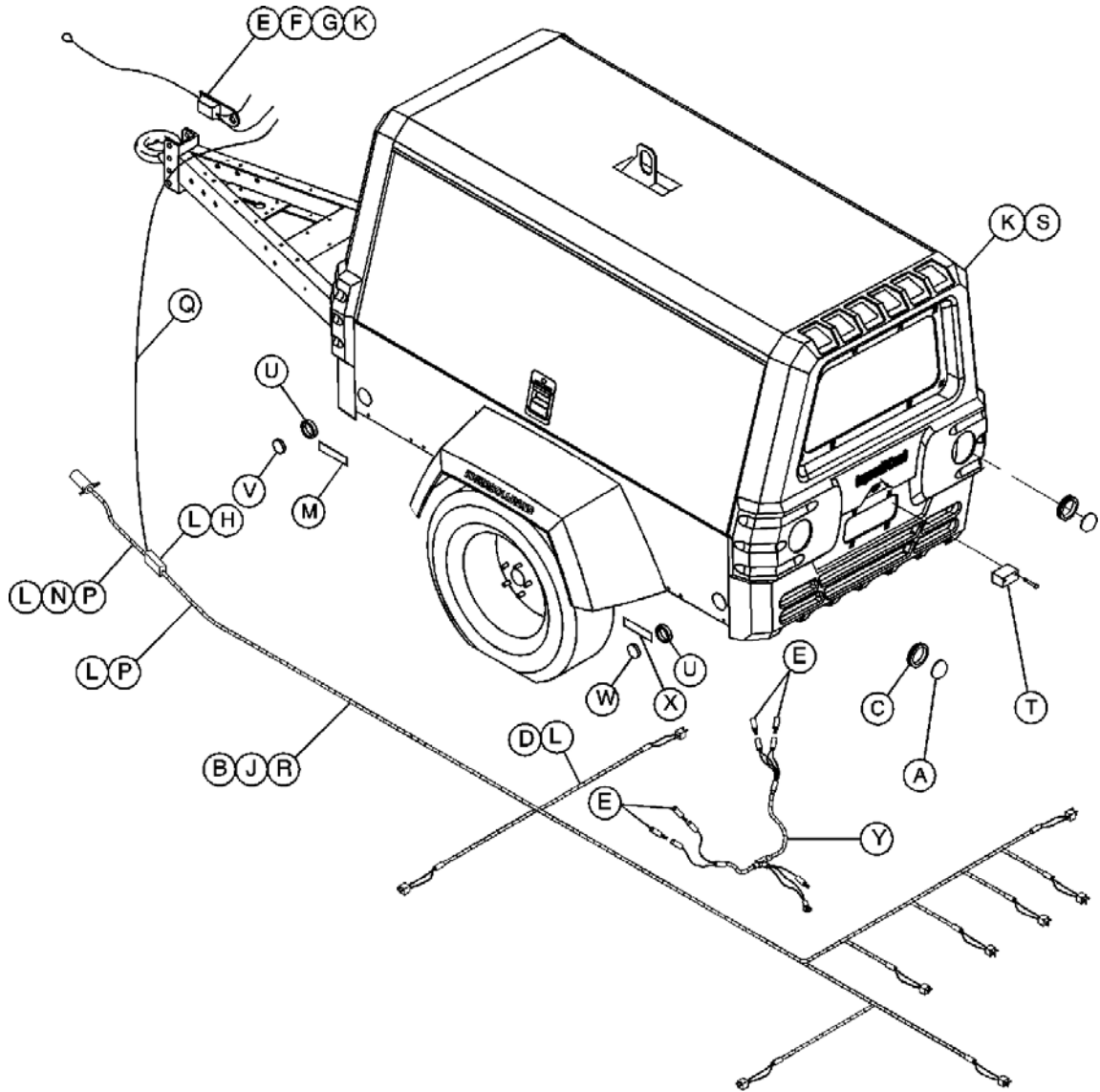
BRAKES, 2-LIGHT w/ ELECTRIC



PLAT_A_OPT_007_04/04_A

ITEM	COMM. NO.	DESCRIPTION	QTY	DIMENSIONS/NOTES
A	36788081	LIGHT, TAIL	2	
B	36893345	HARNESS, TAIL LIGHT	1	
C	36787968	GROMMET, TAIL LIGHT	2	
D	36853174	CLAMP, 1/4 SUPPORT	1	
E	35375427	TERMINAL, SNAP	9	
F	35315944	SWITHC, BREAKAWAY	1	
G	37140365	TERMINAL, SPLICE	1	
H	35346337	TERMINAL, LUG	1	
J	35253038	CLAMP, 3/8 SUPPORT	4	
K	36797652	SCREW, TAPPING M06-1.0 X 12	8	
L	92368687	SCREW, TAPPING M06-1.0 X 14	6	
M	36894616	REFLECTOR, AMBER	2	
N	36789261	HARNESS, 6 CNDCT CABLE	1	(STD LG DBAR)
	36787216	HARNESS, 6 CNDCT CABLE	1	(EXT LG DBAR)

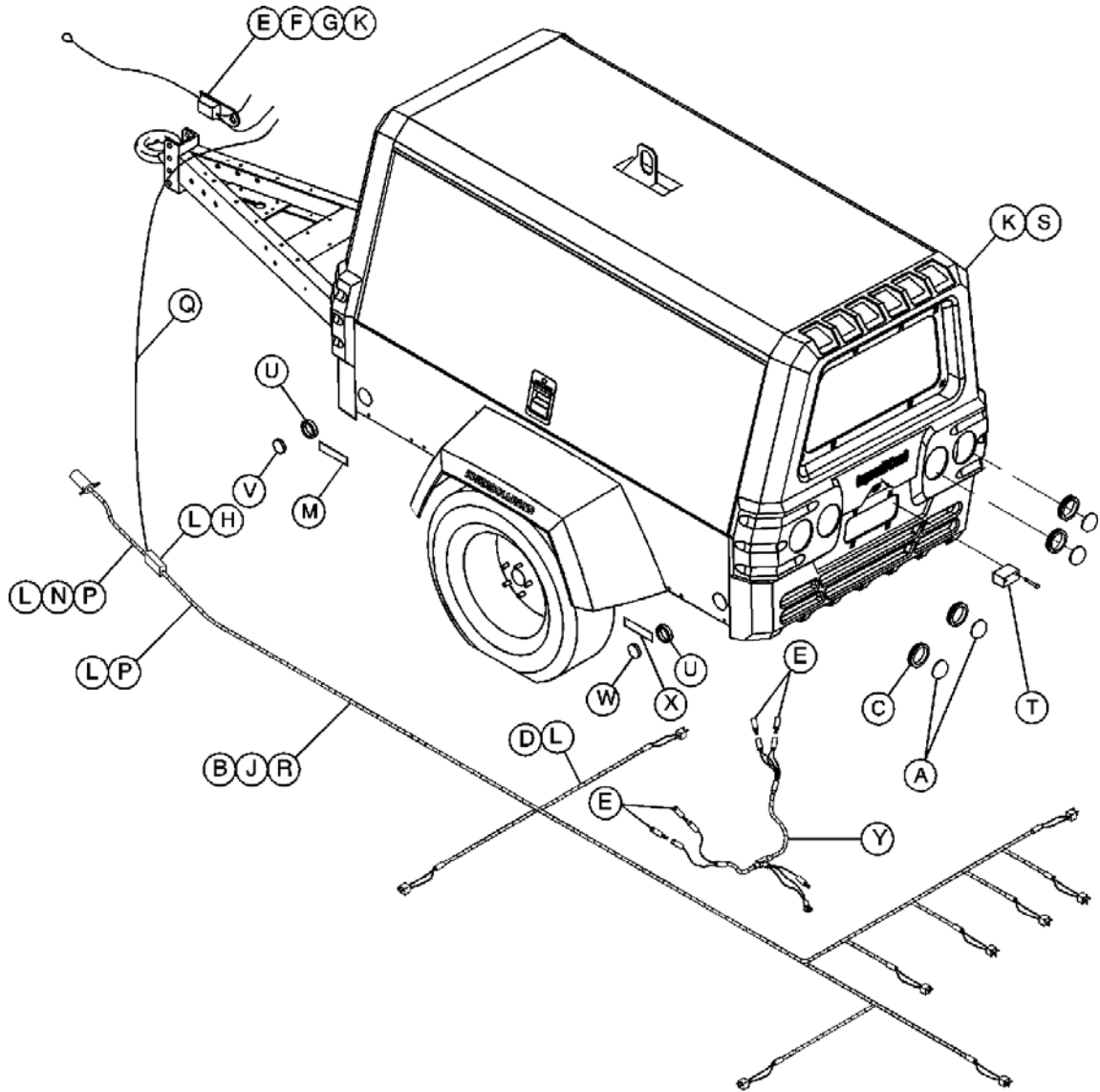
BRAKES, 2-LIGHT w/ ELECTRIC



PLAT_A_OPT_007_04/04_A

ITEM	COMM. NO.	DESCRIPTION	QTY	DIMENSIONS/NOTES
P	35225093	CLAMP, 1/2 SUPPORT	6	
Q	35120005	WIRE, 14 GA BLACK	40"	
R	35279025	SCREW, TAPPING M08-1.25 X 20	3	
S	54473525	CAP, REAR END (STD PAINT)	1	
	54729140	CAP, REAR END (SPECIAL PAINT)	1	
T	54726468	LIGHT, LICENSE	1	
U	36893634	GROMMET, CLEARANCE LIGHT	4	
V	35367051	LIGHT, YELLOW CLEARANCE	2	
W	35367044	LIGHT, RED CLEARANCE	2	
X	36894608	REFLECTOR, RED	2	
Y	36895282	HARNESS, ELECTRIC BRAKE	1	

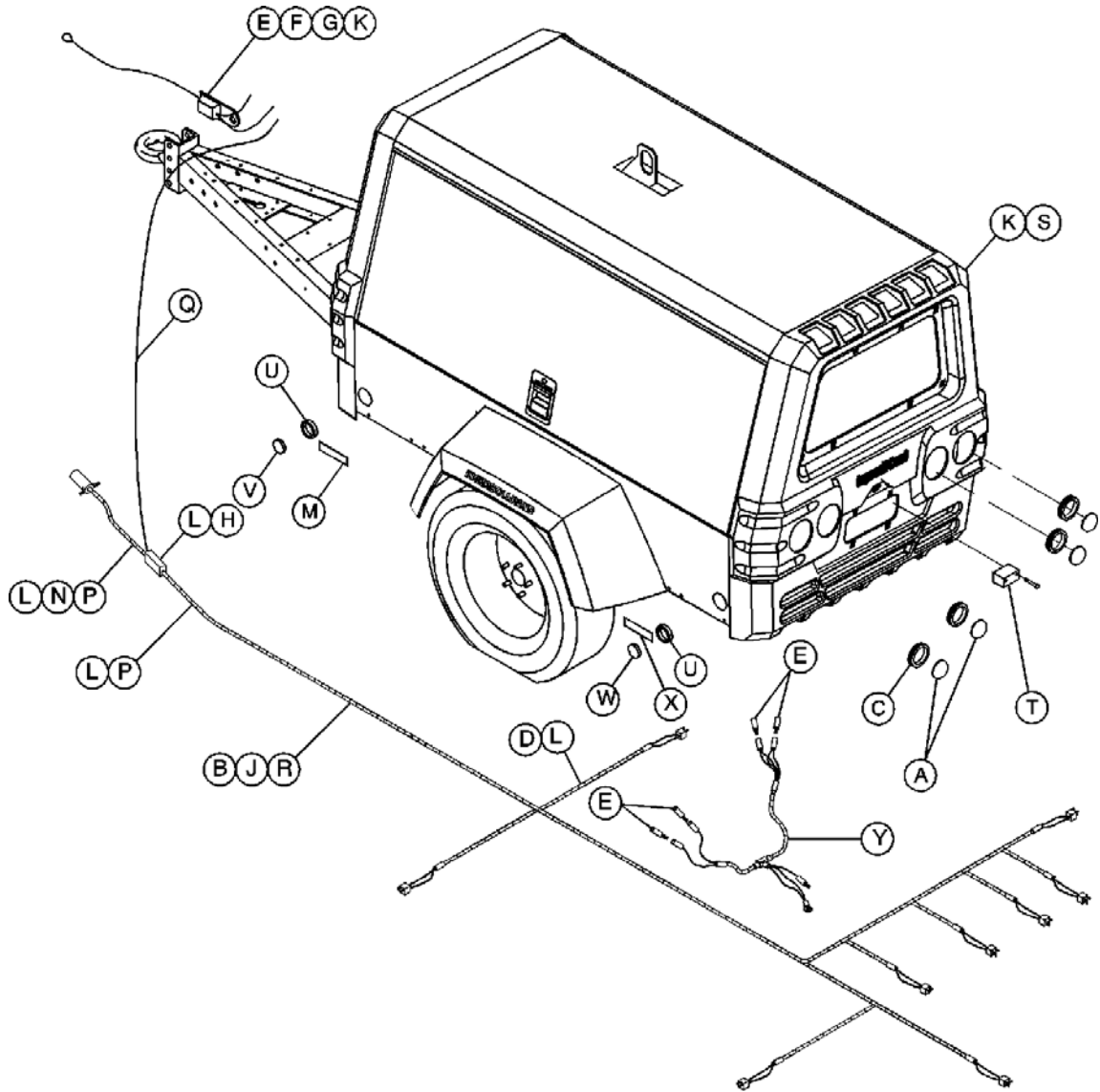
BRAKES, 4-LIGHT w/ ELECTRIC



PLAT_A_OPT_008_04/04_A

ITEM	COMM. NO.	DESCRIPTION	QTY	DIMENSIONS/NOTES
A	36788081	LIGHT, TAIL	4	
B	36893345	HARNESS, TAIL LIGHT	1	
C	36787968	GROMMET, TAIL LIGHT	4	
D	36853174	CLAMP, 1/4 SUPPORT	1	
E	35375427	TERMINAL, SNAP	9	
F	35315944	SWITHC, BREAKAWAY	1	
G	37140365	TERMINAL, SPLICE	1	
H	35346337	TERMINAL, LUG	1	
J	35253038	CLAMP, 3/8 SUPPORT	4	
K	36797652	SCREW, TAPPING M06-1.0 X 12	8	
L	92368687	SCREW, TAPPING M06-1.0 X 14	6	
M	36894616	REFLECTOR, AMBER	2	
N	36789261	HARNESS, 6 CNDCT CABLE	1	(STD LG DBAR)
	36787216	HARNESS, 6 CNDCT CABLE	1	(EXT LG DBAR)

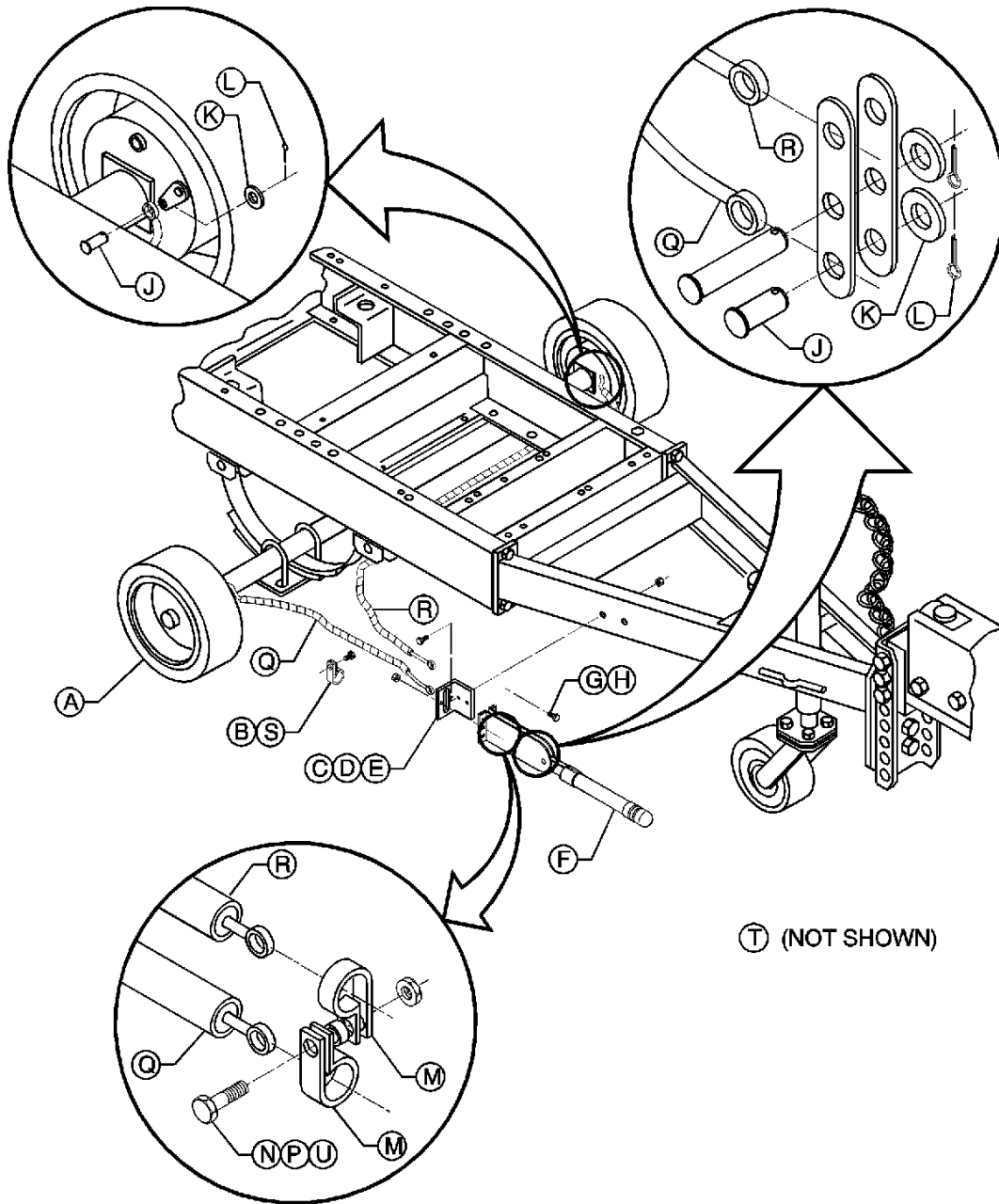
BRAKES, 4-LIGHT w/ ELECTRIC



PLAT_A_OPT_008_04/04_A

ITEM	COMM. NO.	DESCRIPTION	QTY	DIMENSIONS/NOTES
P	35225093	CLAMP, 1/2 SUPPORT	6	
Q	35120005	WIRE, 14 GA BLACK	40"	
R	35279025	SCREW, TAPPING M08-1.25 X 20	3	
S	54473525	CAP, REAR END (STD PAINT)	1	
	54729140	CAP, REAR END (SPECIAL PAINT)	1	
T	54726468	LIGHT, LICENSE	1	
U	36893634	GROMMET, CLEARANCE LIGHT	4	
V	35367051	LIGHT, YELLOW CLEARANCE	2	
W	35367044	LIGHT, RED CLEARANCE	2	
X	36894608	REFLECTOR, RED	2	
Y	36895282	HARNES, ELECTRIC BRAKE	1	

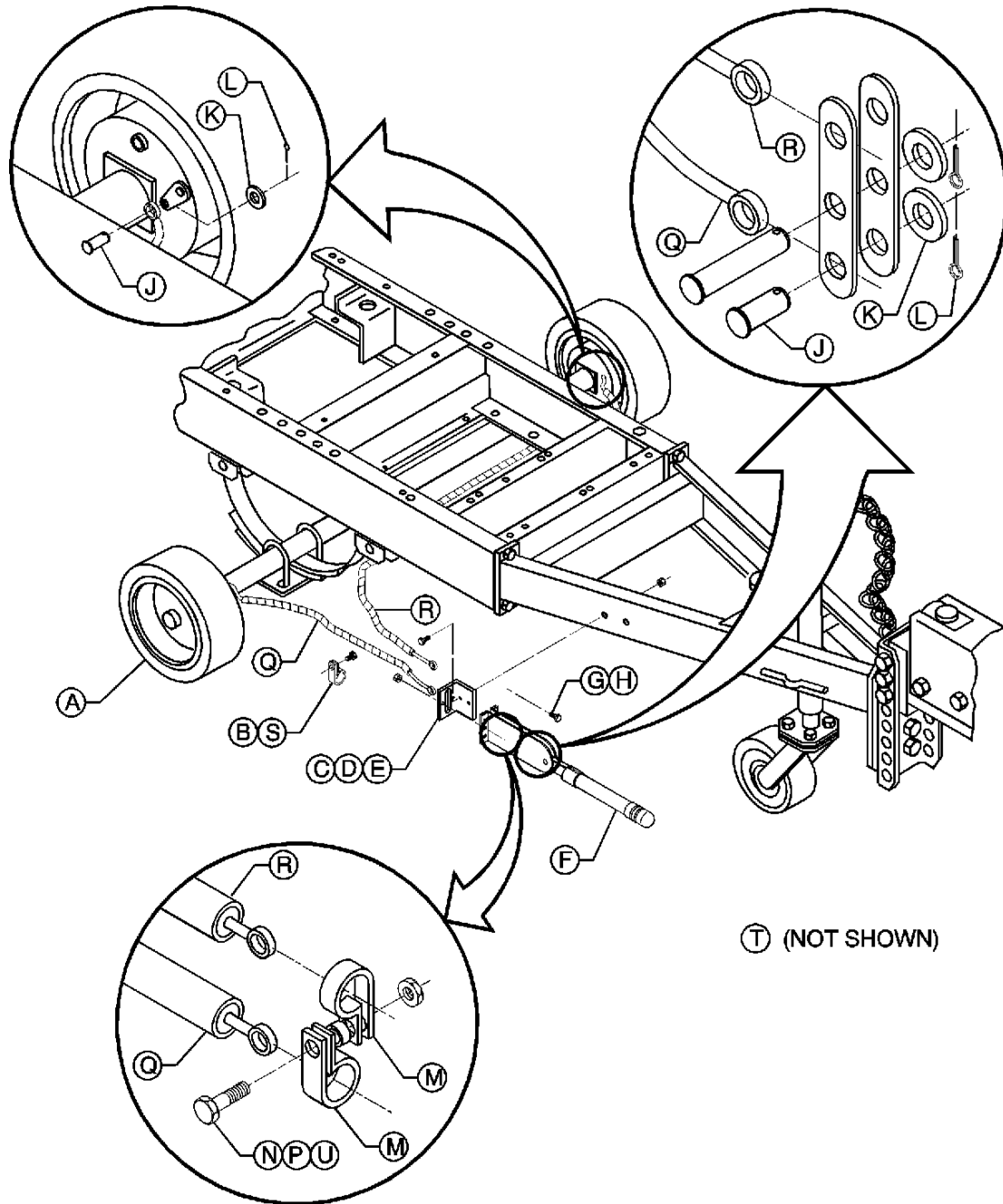
BRAKES, PARK w/ ELECTRIC



PLAT_A_OPT_009_04/04_A

ITEM	COMM. NO.	DESCRIPTION	QTY	DIMENSIONS/NOTES
A	54675749	BRAKES, RUNNING GEAR w/	1	
B	35134477	CLAMP, RUBBER COATED	1	
C	35116433	BRACKET, BRAKE LEVER	1	
D	96704309	SCREW, HEX M10-1.5 X 35	2	
E	96735550	NUT, HEX M10-1.5	2	
F	35370055	LEVER, PARKING BRAKE	1	
G	96702659	SCREW, HEX M08-1.25 X 25	2	
H	96735543	NUT, HEX M08-1.25	2	
J	36846780	PIN, CLEVIS .31 X .75	4	
K	95934998	WASHER, 3/8 FLAT	4	

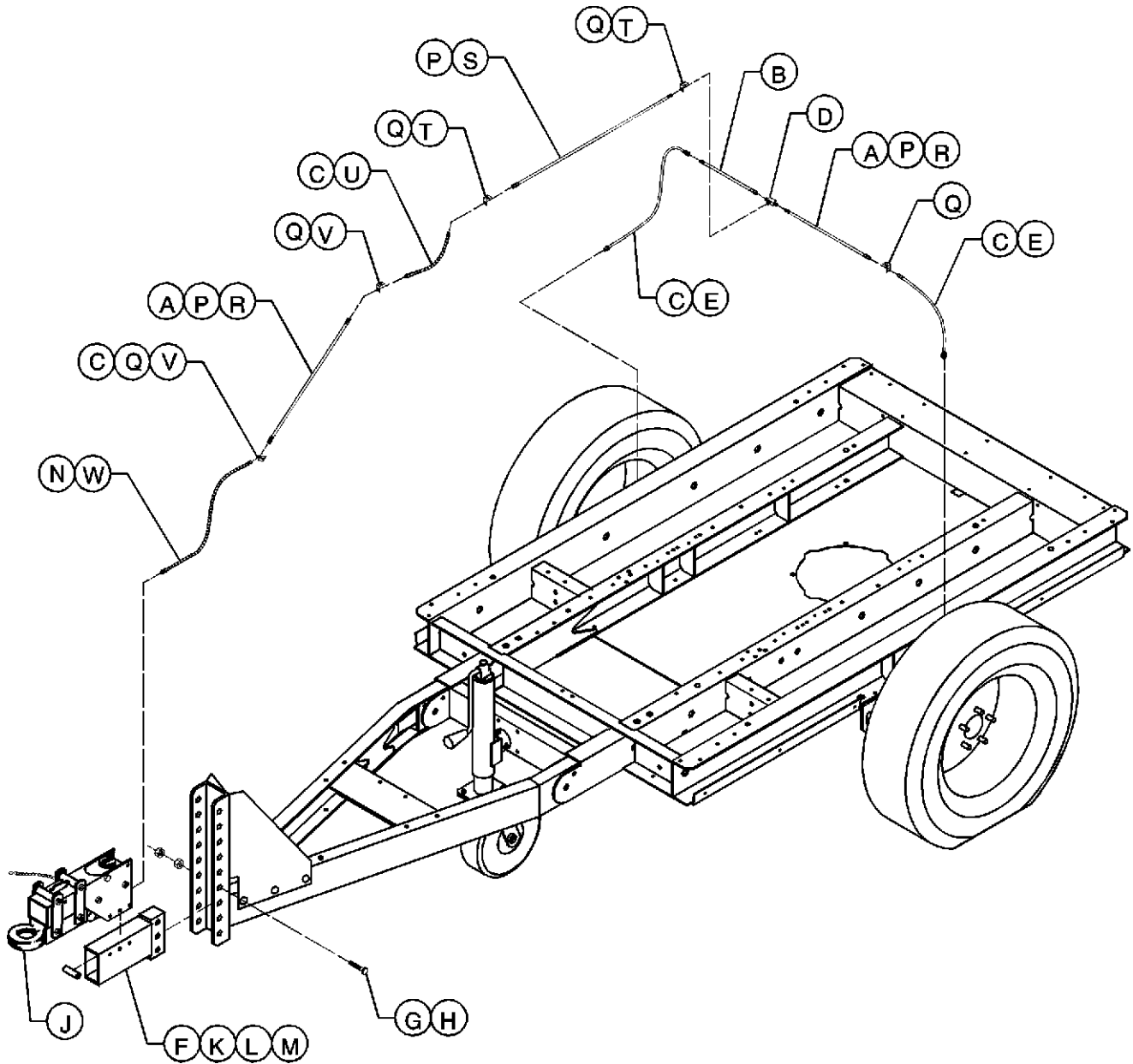
BRAKES, PARK w/ ELECTRIC



PLAT_A_OPT_009_04/04_A

ITEM	COMM. NO.	DESCRIPTION	QTY	DIMENSIONS/NOTES
L	95928867	PIN, COTTER .09	4	
M	35126325	CLAMP, CABLE	2	
N	95929006	SCREW, HEX 5/16-18 X 1	1	
P	35126358	SPACER	1	
Q	35589746	CABLE ASM., 78" BRAKE	1	
R	36503134	CABLE ASM., 108" BRAKE	1	
S	35300771	SCREW, TAPPING M06-1.0 X 20	1	
T	35253038	CLAMP, RUBBER COATED	3	
U	35252600	NUT, LOCKING 5/16-18	1	

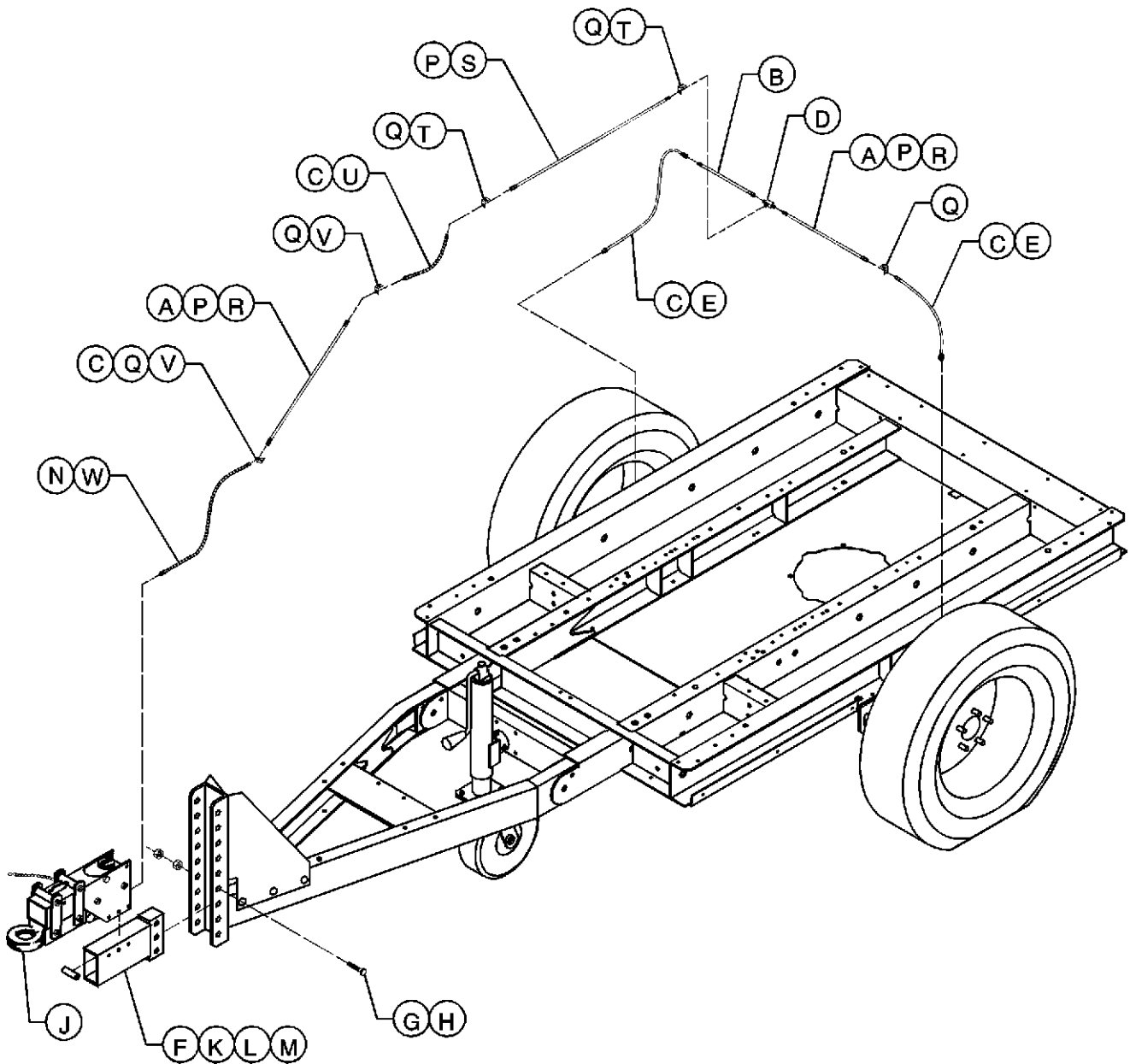
BRAKES, ADJ. HT. DRAWBAR w/ HYDRAULIC



PLAT_A_OPT_010_04/04_A

ITEM	COMM. NO.	DESCRIPTION	QTY	DIMENSIONS/NOTES
A	35356401	HOSE,BRAKE 3/16 X 40	2	
B	36881290	HOSE,BRAKE 3/8 X 12	1	
C	35356302	CLAMP, HOSE	5	
D	35356328	TEE, 3/16 INVERTED	1	
E	35356369	HOSE,BRAKE 3/8 X 13	2	
F	36758647	SUPPORT, HYDRAULIC ACTUATOR	1	
G	35379094	SCREW, HEX M16 X 200	3	
H	96701750	NUT, HEX M16	6	
J	35316611	ACTUATOR, HYDRAULIC BRAKE	1	
K	35333673	SPACER, HYDRAULIC DRAWBAR	3	
L	95935169	SCREW, HEX 1/2-13 X 4	3	

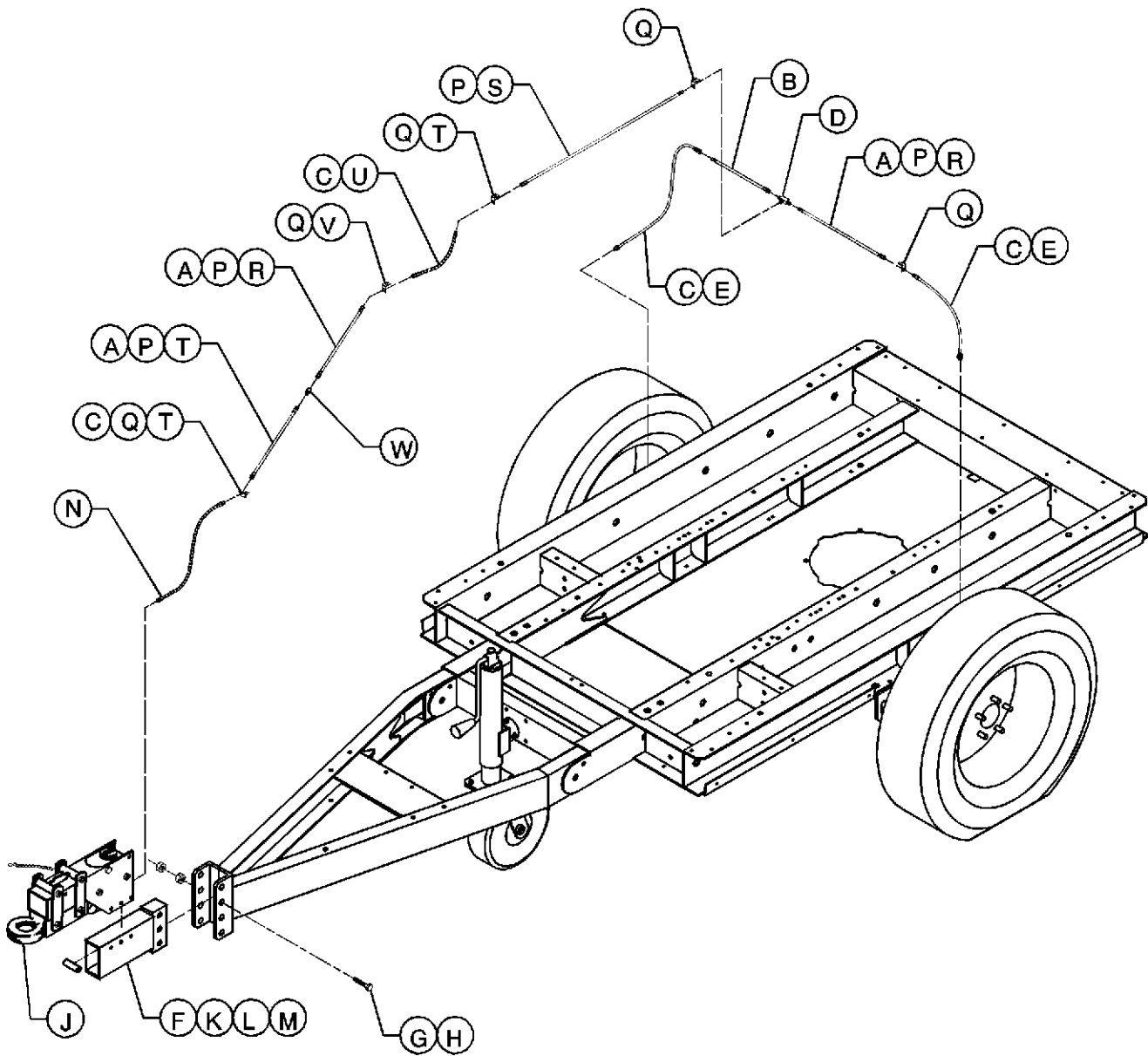
BRAKES, ADJ. HT. DRAWBAR w/ HYDRAULIC



PLAT_A_OPT_010_04/04_A

ITEM	COMM. NO.	DESCRIPTION	QTY	DIMENSIONS/NOTES
M	95923348	NUT, NYLOC 1/2-13	3	
N	35605310	TUBING, 3/16 X 18.88"	1	
P	37001252	CLAMP, SUPPORT	3	
Q	35356310	BRACKET, HOSE MOUNTING	5	
R	35300771	SCREW, TAPPING M06-1.0 X 20	2	
S	36881274	HOSE, BRAKE 3/16 X 50"	1	
T	92368687	SCREW, TAPPING M06-1.0 X 14	2	
U	36881399	HOSE, BRAKE 3/16 X 24"	1	
V	35279025	SCREW, TAPPING M08-1.25 X 20	2	
W	35315746	ADAPTER	1	

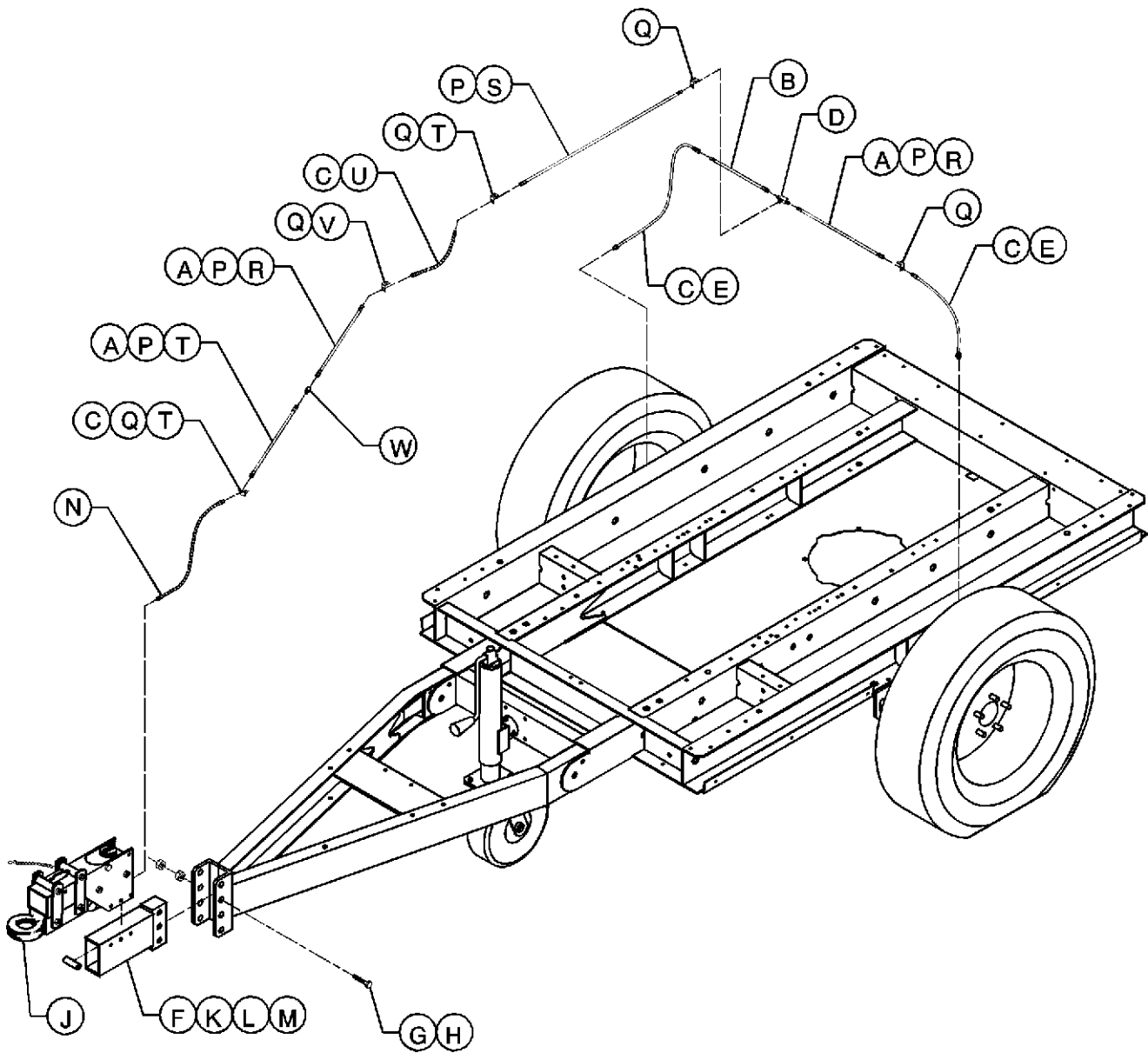
BRAKES, EXTENDED DRAWBAR w/ HYDRAULIC



PLAT_A_OPT_011_04/04_A

ITEM	COMM. NO.	DESCRIPTION	QTY	DIMENSIONS/NOTES
A	35356401	HOSE, BRAKE 3/16 X 40	3	
B	36881290	HOSE, BRAKE 3/16 X 12	1	
C	35356302	CLIP, HOSE	4	
D	35356328	TEE, 3/16 INVERTED	1	
E	35356369	HOSE, BRAKE 3/16 X 13	2	
F	36758647	SUPPORT, HYDRAULIC ACTUATOR	1	
G	35376094	SCREW, HEX M16 X 200	3	
H	96701750	NUT, HEX M16	6	
J	35316611	ACTUATOR, HYDRAULIC BRAKE	1	
K	35333673	SPACER, HYDRAULIC DRAWBAR	3	
L	95935169	SCREW, HEX 1/2-13 X 4	3	

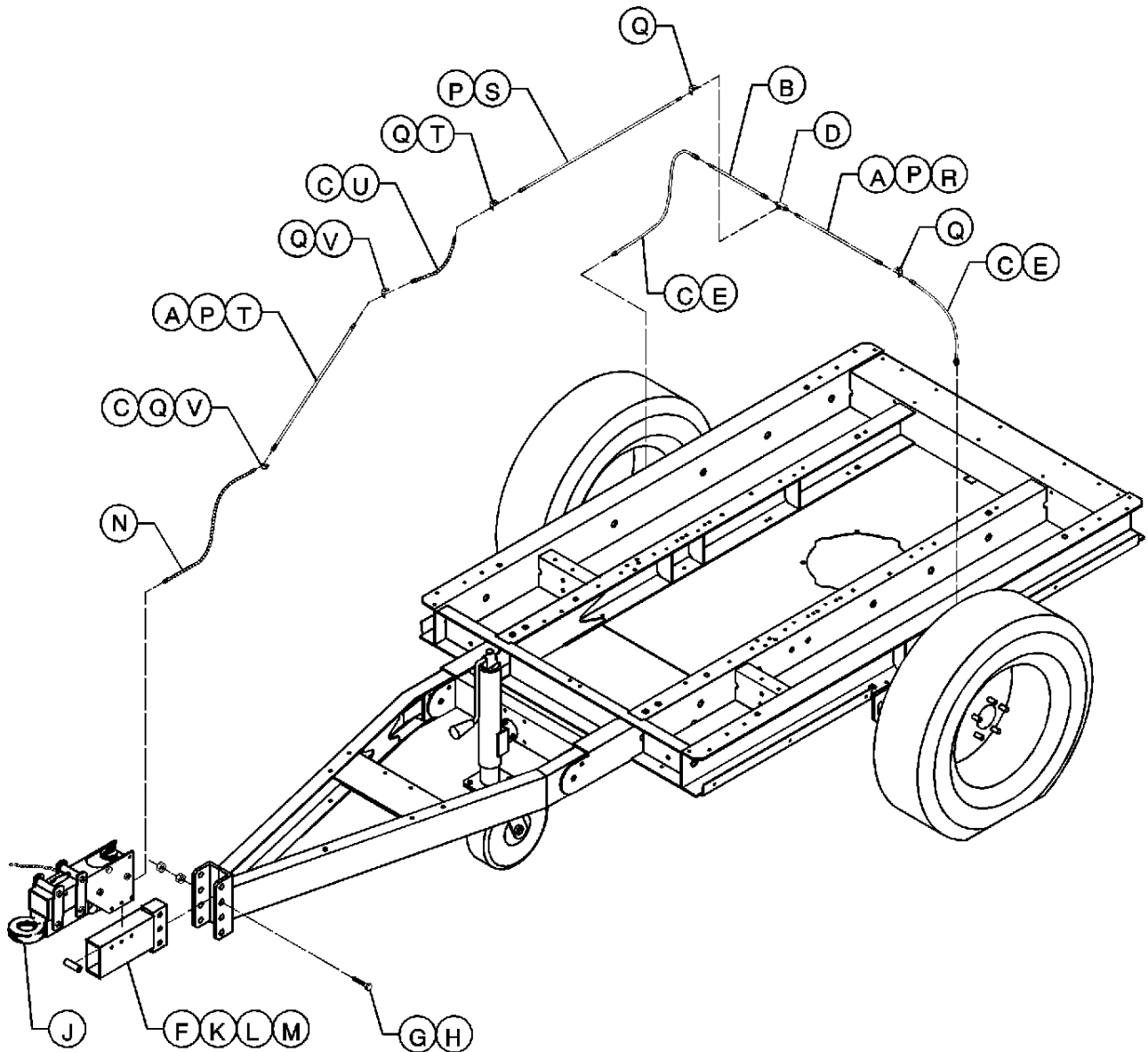
BRAKES, EXTENDED DRAWBAR w/ HYDRAULIC



PLAT_A_OPT_011_04/04_A

ITEM	COMM. NO.	DESCRIPTION	QTY	DIMENSIONS/NOTES
M	95923348	NUT, NYLOC 1/2-13	3	
N	35356377	TUBING, 3/16 X 18.88"	1	
P	37001252	CLAMP, SUPPORT	4	
Q	35356310	BRACKET, HOSE MOUNTING	5	
R	35300771	SCREW, TAPPING M06-1.0 X 20	2	
S	36881274	HOSE, BRAKE 3/16 X 50"	1	
T	92368687	SCREW, TAPPING M06-1.0 X 14	3	
U	36881399	HOSE, BRAKE 3/16 X 24"	1	
V	35279025	SCREW, TAPPING M08-1.25 X 20	1	
W	35356336	UNION. 3/16	1	

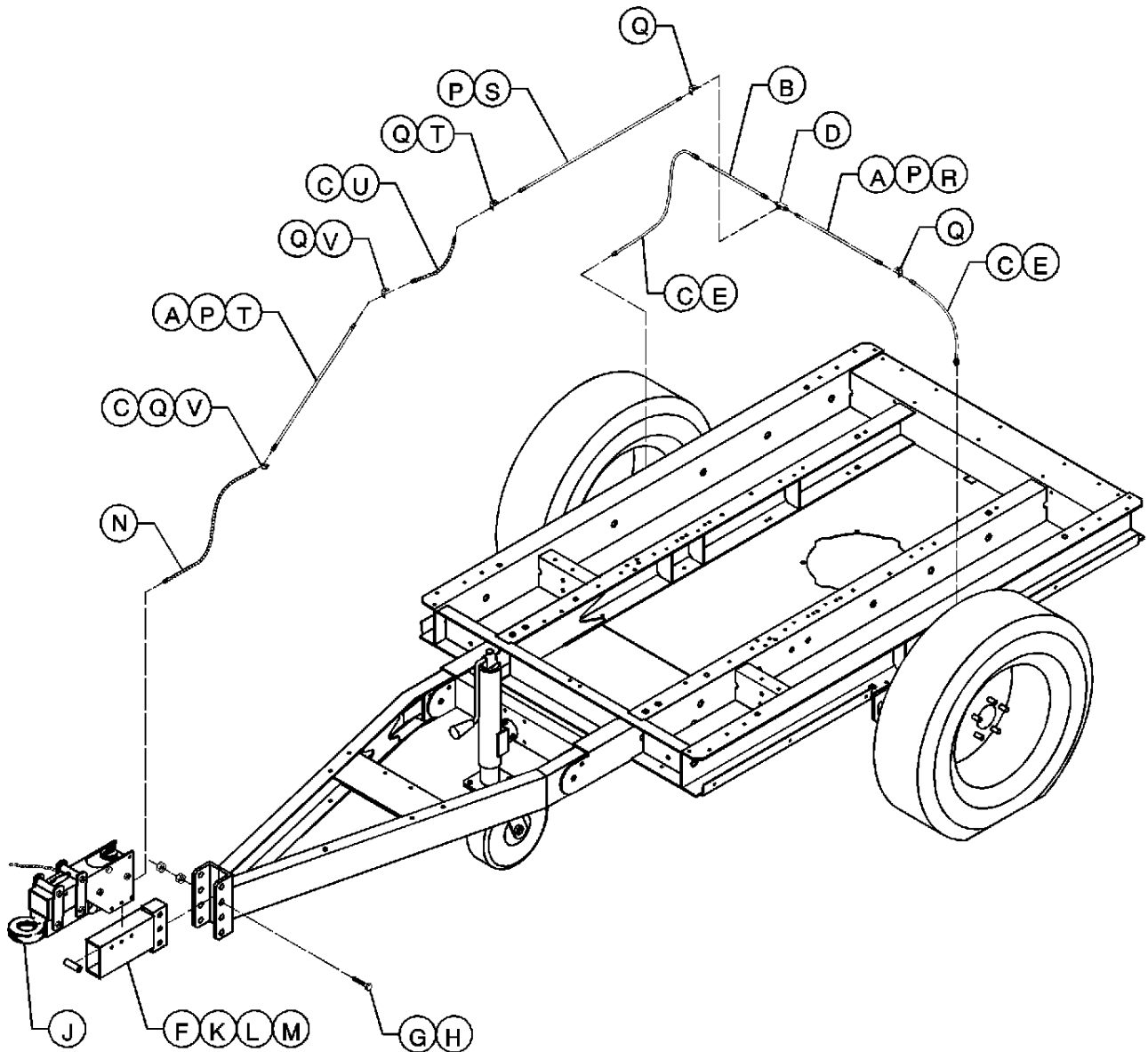
BRAKES, HYDRAULIC



PLAT_A_OPT_012_04/04_A

ITEM	COMM. NO.	DESCRIPTION	QTY	DIMENSIONS/NOTES
A	35356401	HOSE, BRAKE 3/16 X 40	2	
B	36881290	HOSE, BRAKE 3/16 X 12	1	
C	35356302	CLIP, HOSE	5	
D	35356328	TEE, 3/16 INVERTED	1	
E	35356369	HOSE, BRAKE 3/16 X 13	2	
F	36758647	SUPPORT, HYDRAULIC ACTUATOR	1	
G	35376094	SCREW, HEX M16 X 200	3	
H	96701750	NUT, HEX M16	6	
J	35316611	ACTUATOR, HYDRAULIC BRAKE	1	
K	35333673	SPACER, HYDRAULIC DRAWBAR	3	

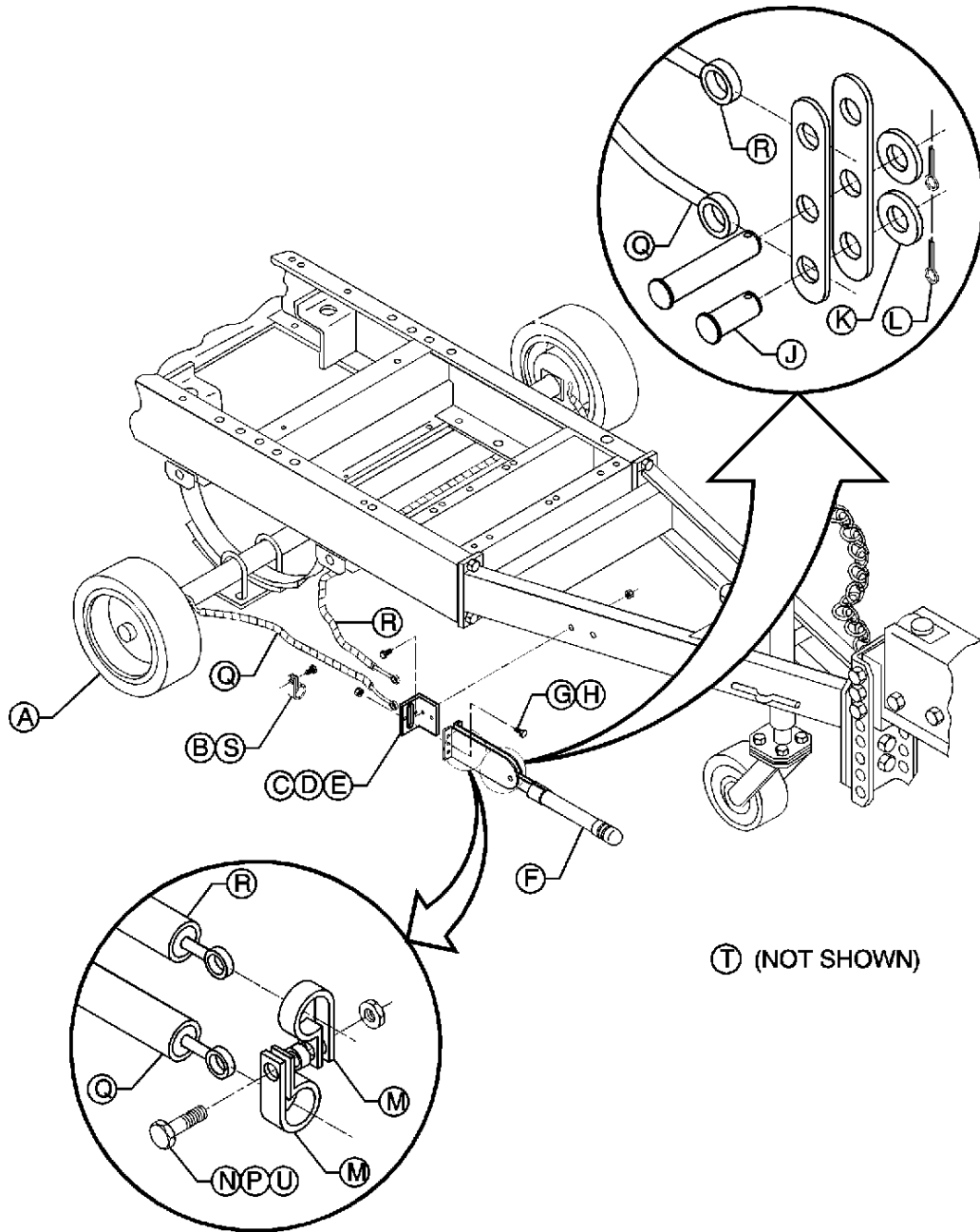
BRAKES, HYDRAULIC



PLAT_A_OPT_012_04/04_A

ITEM	COMM. NO.	DESCRIPTION	QTY	DIMENSIONS/NOTES
L	95935169	SCREW, HEX 1/2-13 X 4	3	
M	95923348	NUT, NYLOC 1/2-13	3	
N	35356377	TUBING, 3/16 X 18.88"	1	
P	37001252	CLAMP, SUPPORT	4	
Q	35356310	BRACKET, HOSE MOUNTING	5	
R	35300771	SCREW, TAPPING M06-1.0 X 20	1	
S	36881274	HOSE, BRAKE 3/16 X 50"	1	
T	92368687	SCREW, TAPPING M06-1.0 X 14	2	
U	36881399	HOSE, BRAKE 3/16 X 24"	1	
V	35279025	SCREW, TAPPING M08-1.25 X 20	2	

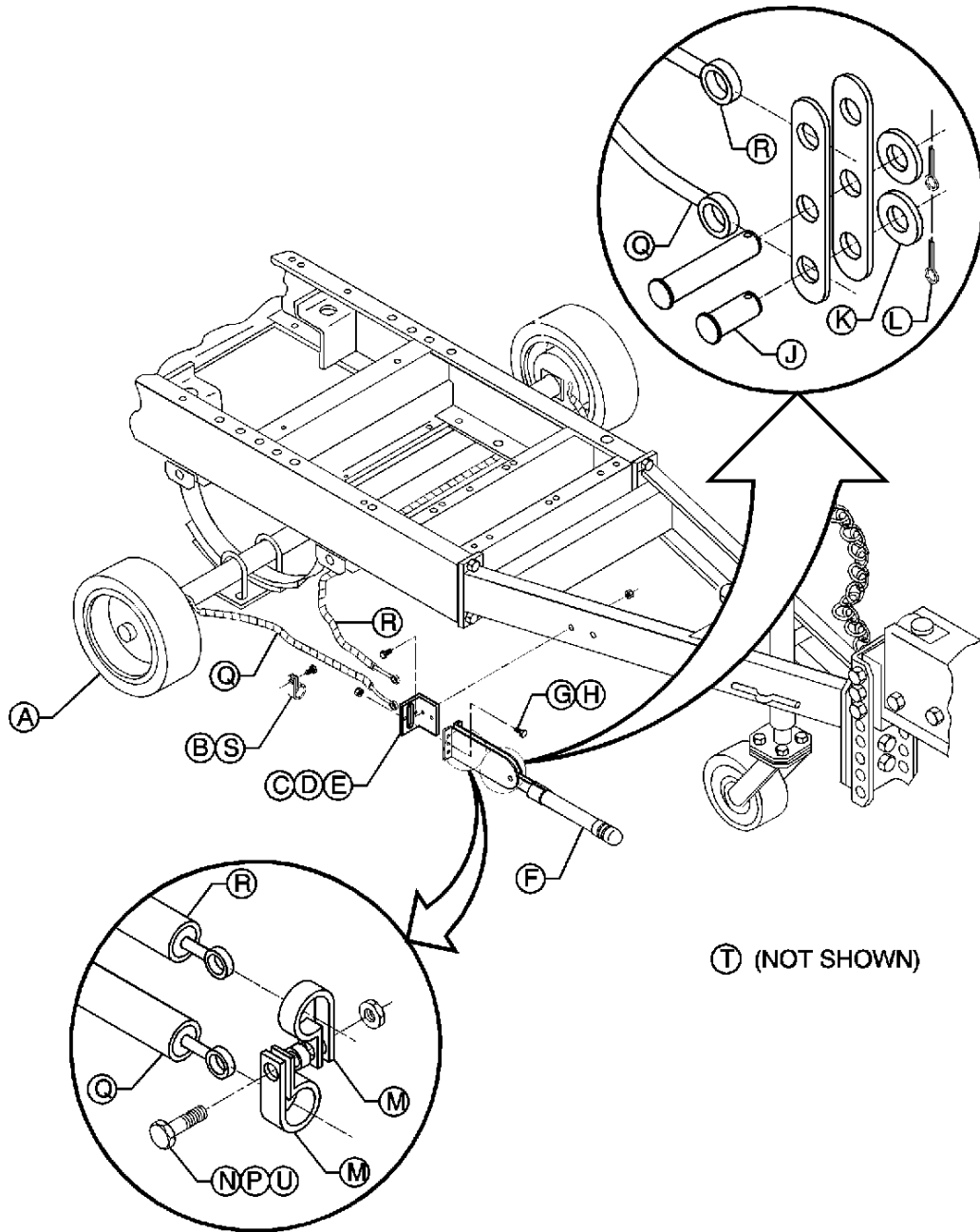
BRAKES, PARK W/ HYDRAULIC



PLAT_A_OPT_013_04/04_A

ITEM	COMM. NO.	DESCRIPTION	QTY	DIMENSIONS/NOTES
A	54675756	RUNNING GEAR w/ BRAKES	1	
B	35134477	CLAMP, RUBBER COATED	1	
C	35116433	BRACKET, BRAKE LEVER	1	
D	96704309	SCREW, HEX M10-1.5 X 35	2	
E	96735550	NUT, HEX M10	2	
F	35370055	LEVER, PARKING BRAKE	1	
G	96702659	SCREW, HEX M08-1.25 X 25	2	
H	96735543	NET, HEX M08	2	
J	36846780	PIN, CLEVIS .31 X .75	2	
K	95934998	WASHER, FLAT 3/8	2	

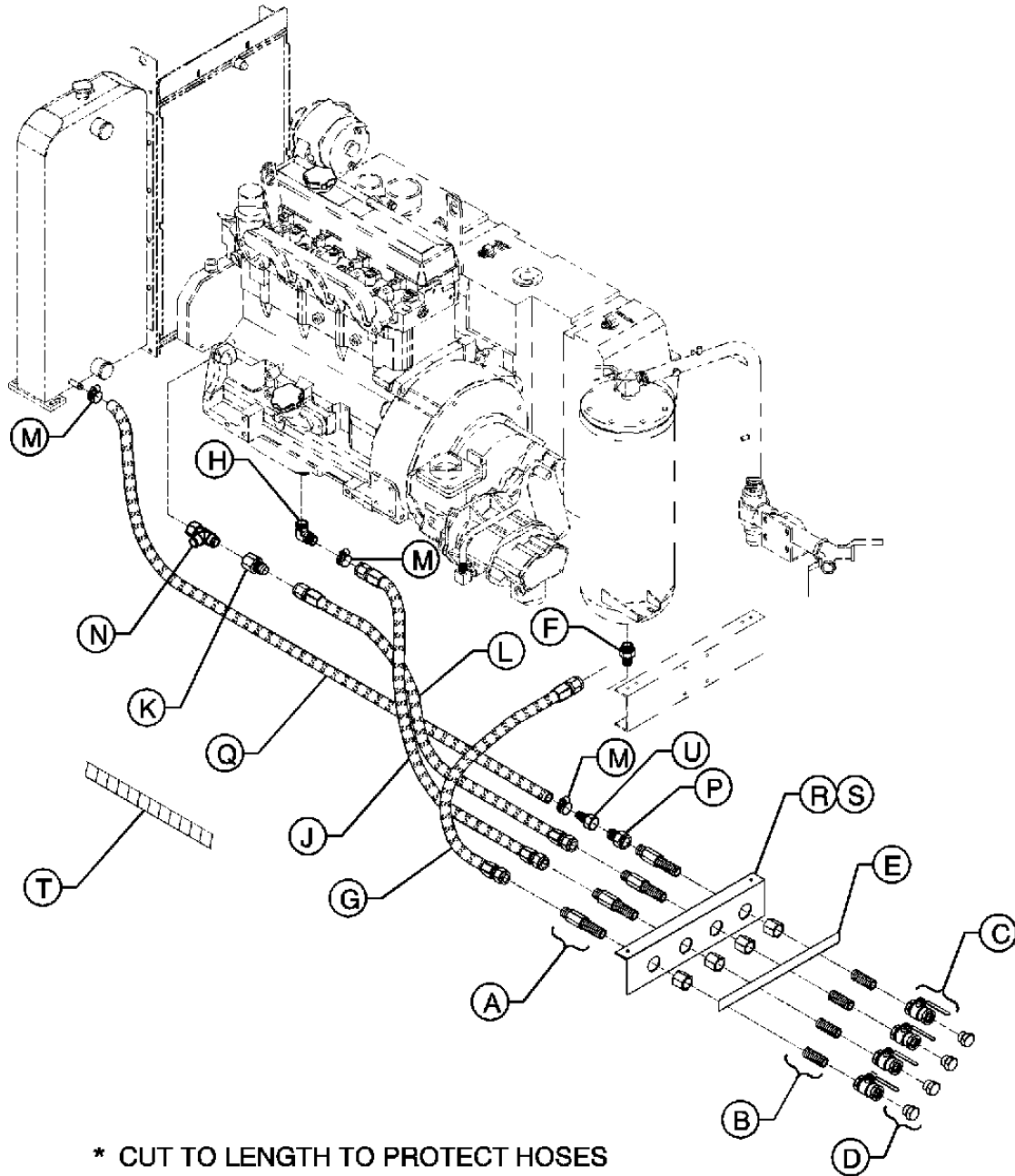
BRAKES, PARK W/ HYDRAULIC



PLAT_A_OPT_013_04/04_A

ITEM	COMM. NO.	DESCRIPTION	QTY	DIMENSIONS/NOTES
L	95928867	PIN, COTTER .09	2	
M	35126325	CLAMP, CABLE	2	
N	95929006	SCREW, HEX 5/16-18 X 1	1	
P	35126358	SPACER	1	
Q	35517176	CABLE ASM., 78" BRAKE	1	
R	35594076	CABLE ASM., 117" BRAKE	1	
S	35300771	SCREW, TAPPING M06-1.0 X 20	1	
T	35253038	CLAMP, RUBBER COATED	3	
U	35252600	NUT, LOCKING 5/16-18	1	

DRAINS, CENTRAL

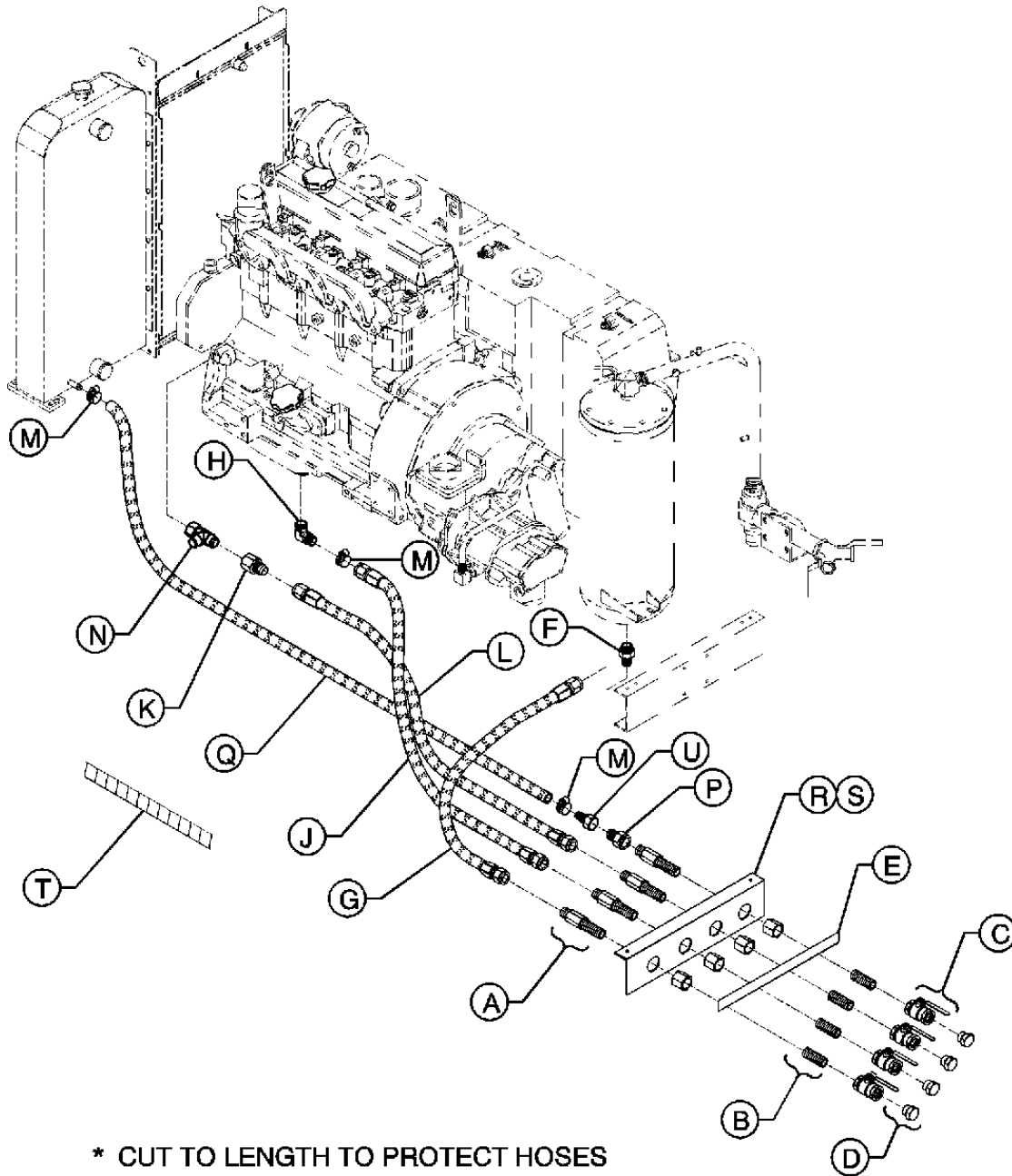


* CUT TO LENGTH TO PROTECT HOSES

PLAT_A_OPT_014_04/04_B

ITEM	COMM. NO.	DESCRIPTION	QTY	DIMENSIONS/NOTES
A	35287747	BULKHEAD, FITTING	4	
B	95928040	NIPPLE, CLOSE 3/4	4	
C	36777399	VALVE, BALL 3/4 T-HANDLE	4	
D	95947149	PLUG, HEX COUNTER SINK	4	
E	54629977	DECAL, CENTRAL DRAIN	1	
F	35295880	CONNECTOR, SAE 1.06-12JIC	1	
G	35295807	HOSE ASM., -12JIC X 24"	1	
H	22104129	ELBOW, 90o M22 X -10JIC	1	
J	35323807	HOSE, -12JIC X 68"	1	
K	35358050	ADAPTER, -16JIC TO -12JIC	1	

DRAINS, CENTRAL

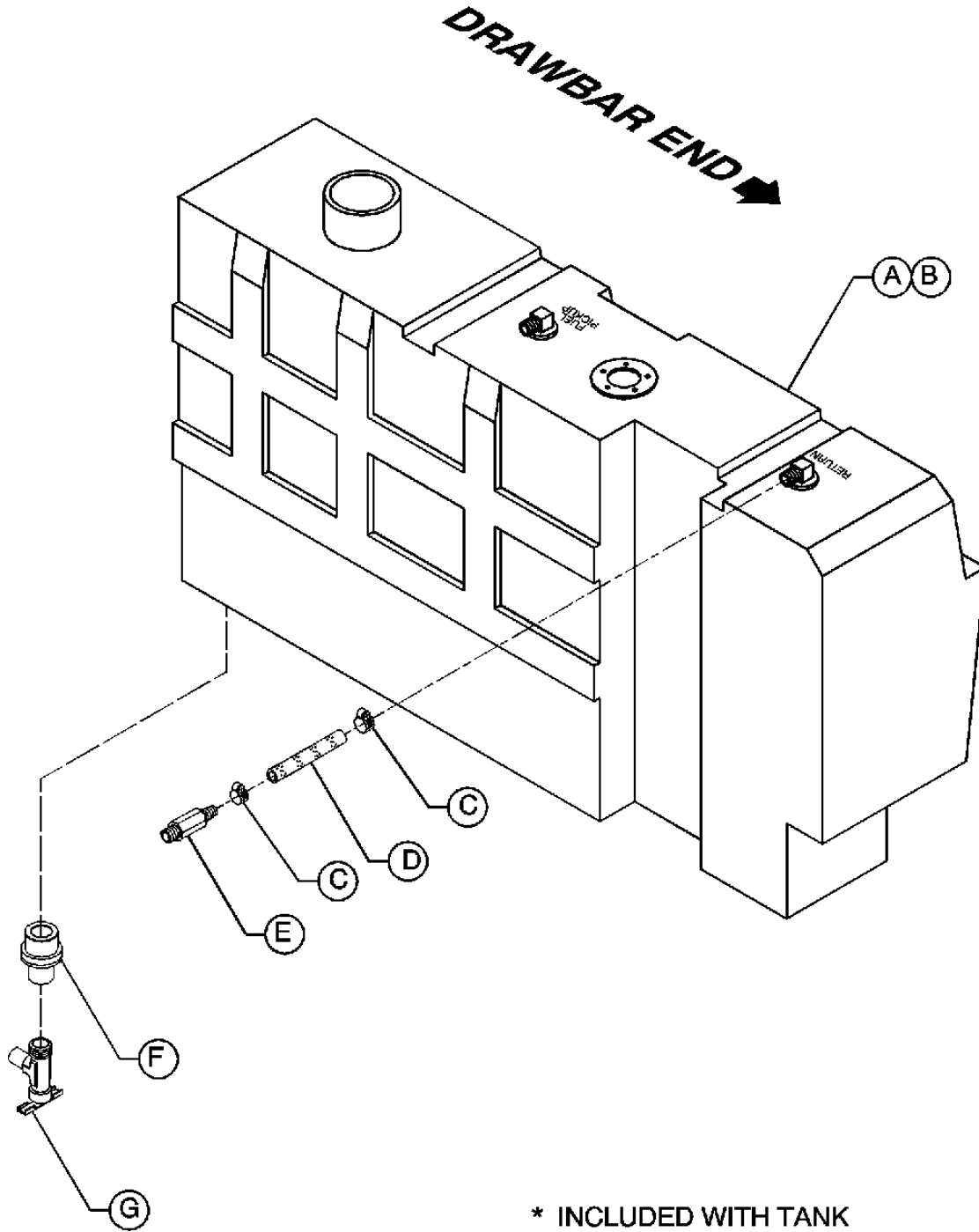


* CUT TO LENGTH TO PROTECT HOSES

PLAT_A_OPT_014_04/04_B

ITEM	COMM. NO.	DESCRIPTION	QTY	DIMENSIONS/NOTES
L	35323815	HOSE	1	
M	95220844	CLAMP, HOSE 9/16	3	
N	35295641	TEE, SWIVEL NUT -16JIC	1	
P	35365774	REDUCER, TUBE	1	
Q	36892479	HOSE	1	
R	36884120	SUPPORT, CENTRAL DRAIN	1	
S	96702444	SCREW, HEX M12-1.75 X 40	4	
T	35291236	COIL, PLASTIC	36"	* SEE NOTE
U	95339552	FITTING, -8JIC HOSE	1	

DRAIN, FUEL TANK

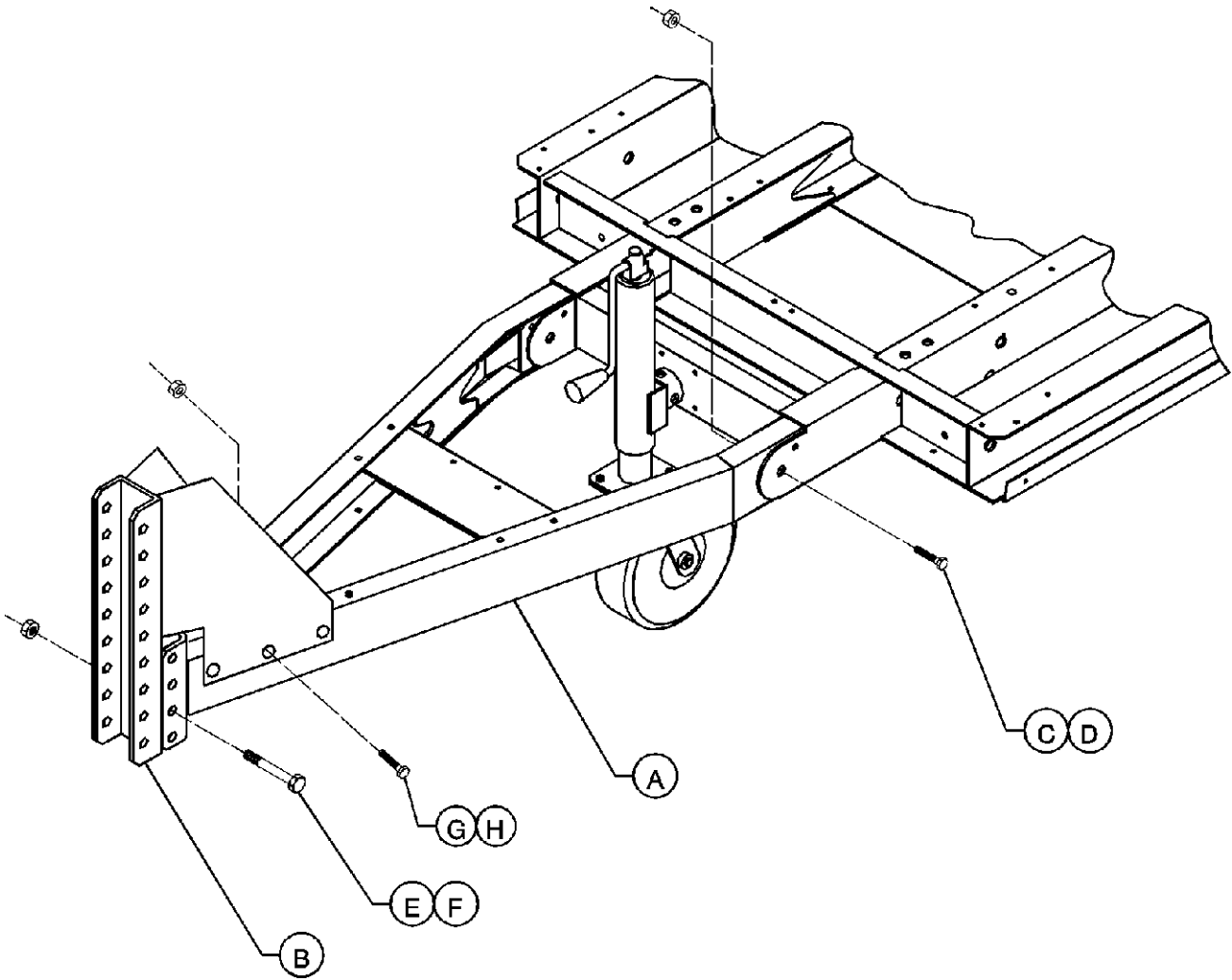


* INCLUDED WITH TANK

PLAT_A_OPT_015_04/04_A

ITEM	COMM. NO.	DESCRIPTION	QTY	DIMENSIONS/NOTES
A	36922813	TANK, FUEL	1	
B	35384577	BUSHING	2	* SEE NOTE
C	35296342	CLAMP, WORM GEAR	2	
D	35363498	HOSE, .31 FUEL	2"	
E	36845493	FILTER, FUEL	1	
F	36891596	ADAPTER, FUEL TANK	1	
G	36782167	VALVE, DRAIN	1	

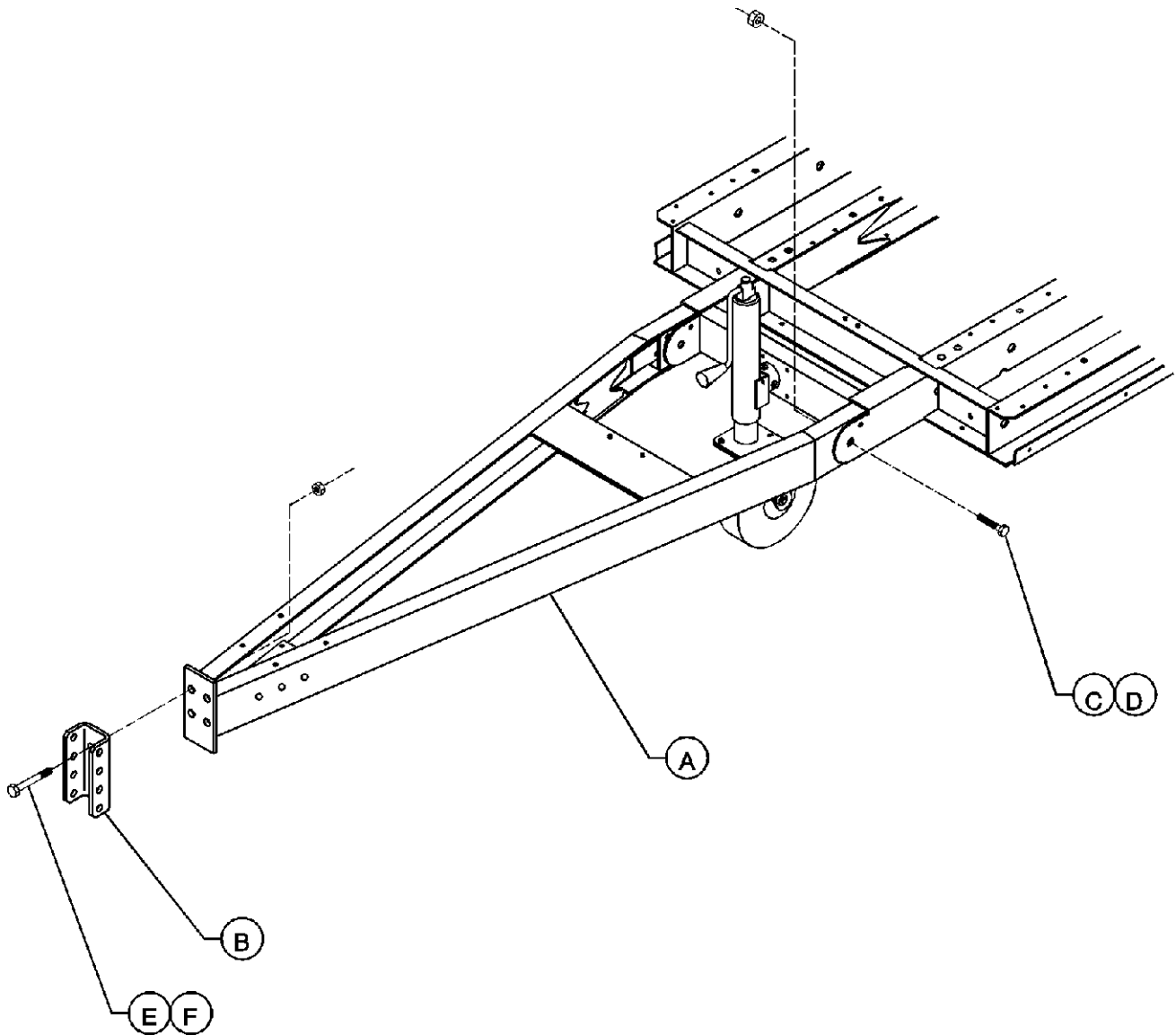
DRAWBAR, ADJUSTABLE HEIGHT



PLAT_A_OPT_016_04/04_A

ITEM	COMM. NO.	DESCRIPTION	QTY	DIMENSIONS/NOTES
A	36886364	DRAWBAR	1	
B	36882660	LUNETTE, ADJUSTABLE HEIGHT	1	
C	35290113	SCREW, HEX M16-2.0 X 75	2	
D	96704630	NUT, NYLOC M16	2	
E	35376094	SCREW, HEX M16-2.0 X 12	2	
F	96701750	NUT, HEX M16	2	
G	36879492	SCREW, HEX FLANGE M12-1.75 X 25	6	
H	36879203	NUT, HXE FLANGE M12	6	

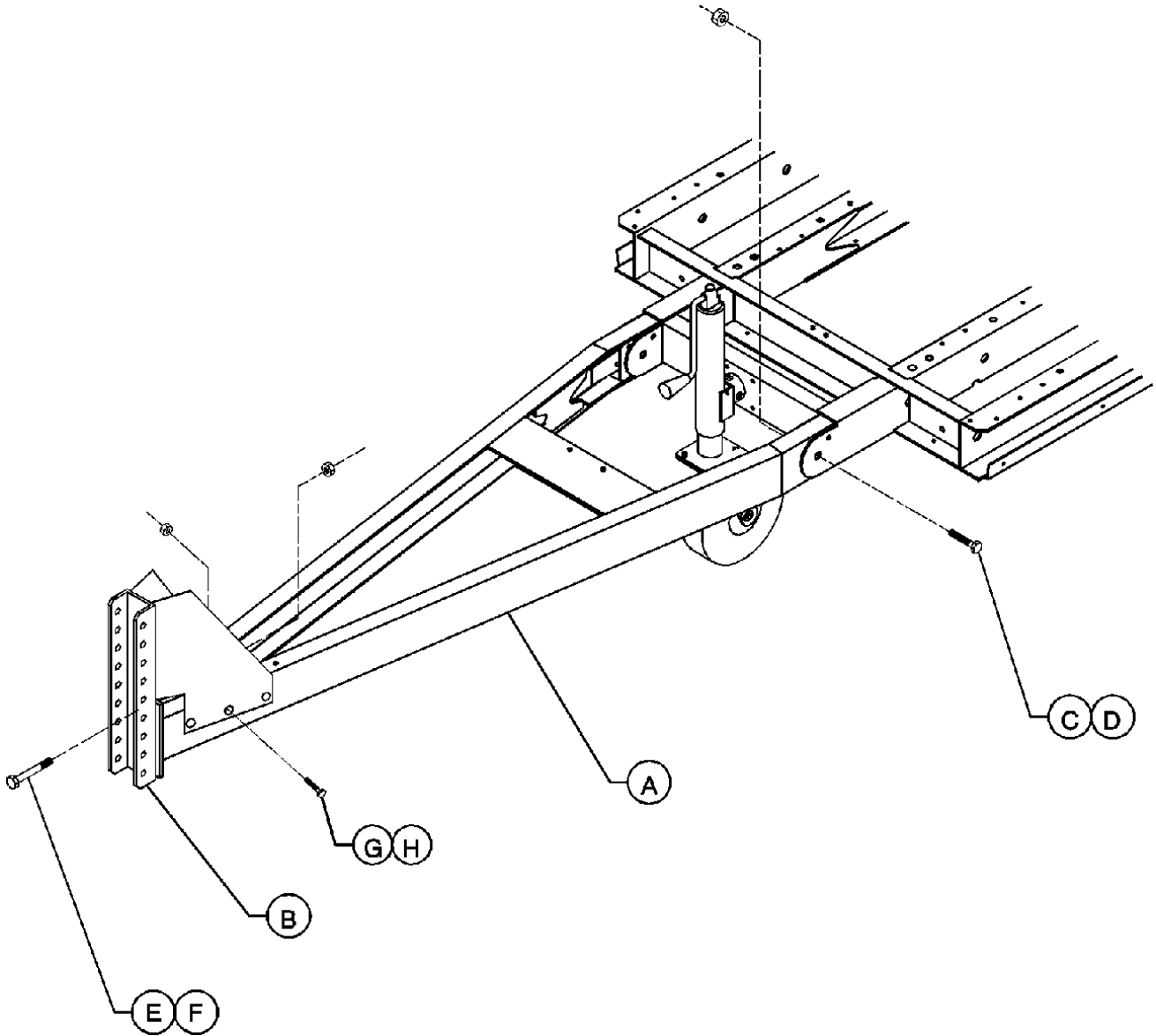
DRAWBAR, EXTENDED



PLAT_A_OPT_017_04/04_A

ITEM	COMM. NO.	DESCRIPTION	QTY	DIMENSIONS/NOTES
A	22125033	DRAWBAR, EXTENDED	1	
B	36757284	CHANNEL, PINTEL MOUNTING	1	
C	35290113	SCREW, HEX M16-2.0 X 75	2	
D	96704630	NUT, NYLOC M16	2	
E	39179072	SCREW, HEX M16-2.0 X 50	4	
F	36879211	NUT, HEX FLANGE M16	4	

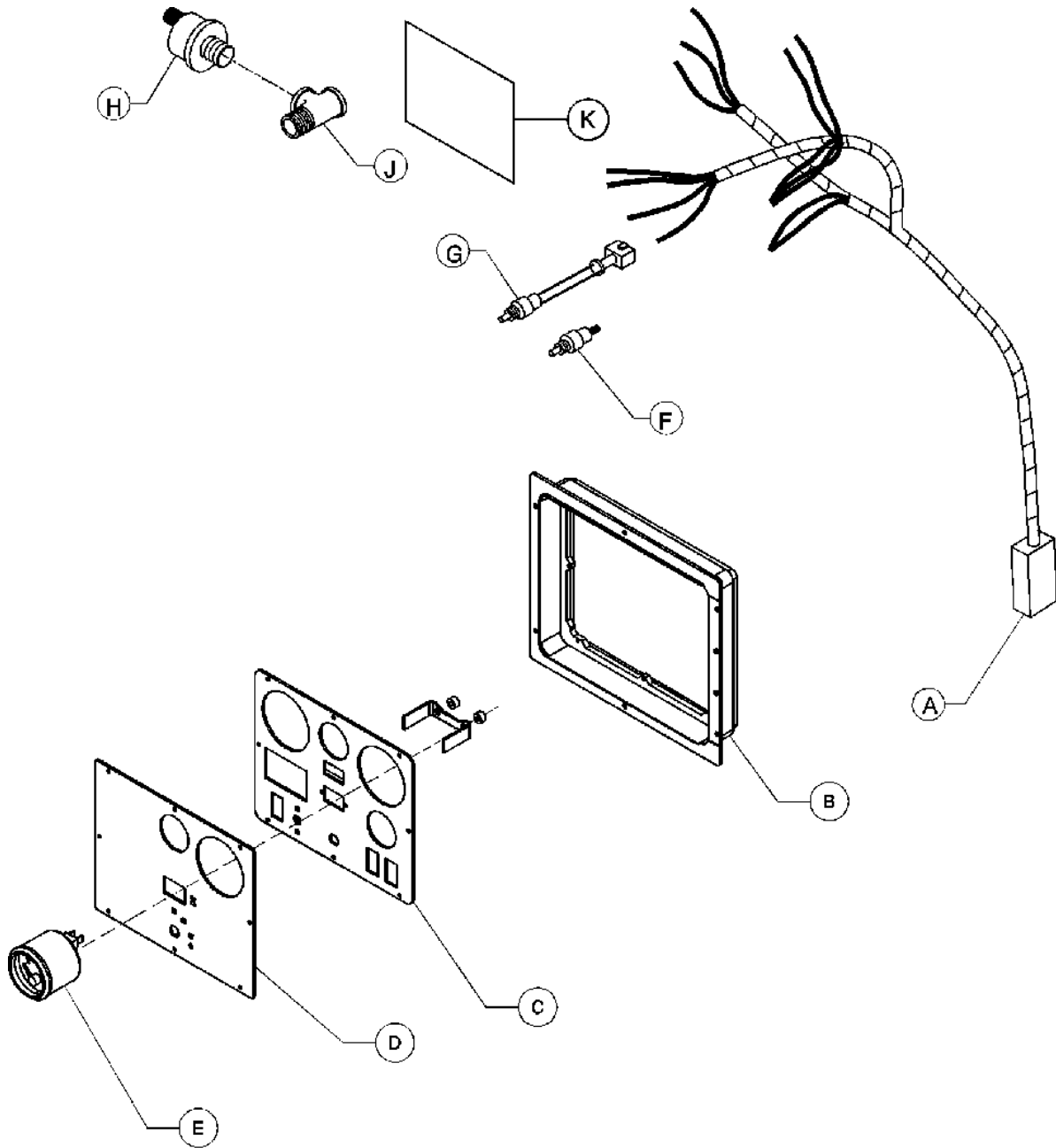
DRAWBAR, EXTENDED / ADJUSTABLE HEIGHT



PLAT_A_OPT_018_04/04_A

ITEM	COMM. NO.	DESCRIPTION	QTY	DIMENSIONS/NOTES
A	22125033	DRAWBAR, EXTENDED	1	
B	36882652	LUNETTE, ADJUSTABLE HEIGHT	1	
C	35290113	SCREW, HEX M16-2.0 X 75	2	
D	96704630	NUT, NYLOC M16	2	
E	39179072	SCREW, HEX M16-2.0 X 50	4	
F	36879211	NUT, HEX FLANGE M16	4	
G	36879492	SCREW, HEX FLANGE M12-1.75 X 25	6	
H	36879203	NUT, HXE FLANGE M12	6	

GAUGE, 4-in-1

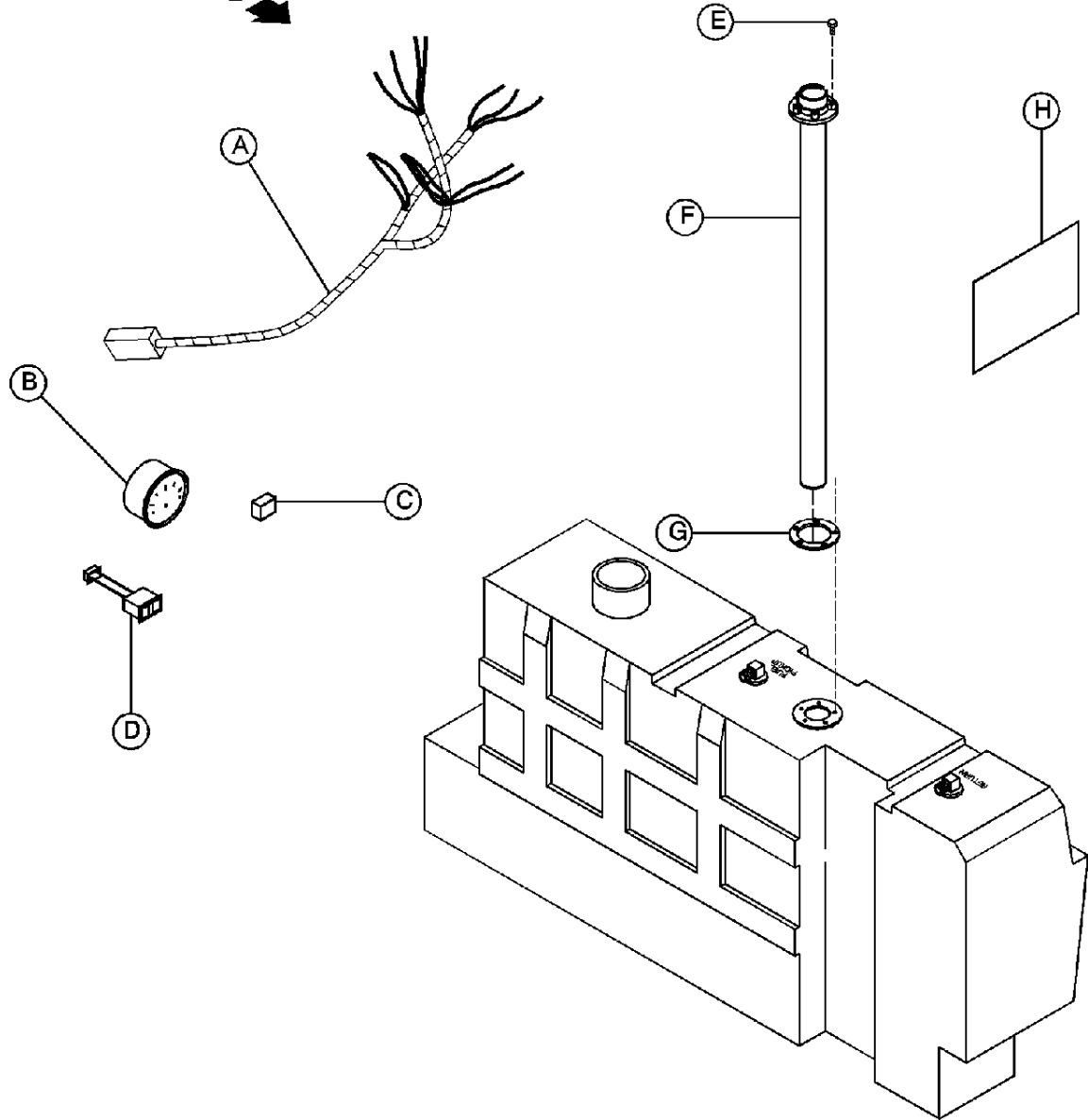


PLAT_A_OPT_019_01/06_B

ITEM	COMM. NO.	DESCRIPTION	QTY	DIMENSIONS/NOTES
A	22694558	HARNESS, OPTION WIRING	1	
B	54749601	FRAME, WW INSTRUMENT PANEL	1	
C	22171680	PANEL, INSTRUMENT	1	
D	22171698	DECAL, WW INSTRUMENT PANEL	1	
E	22058291	GAUGE, 4-in-1	1	
F	22770655	SENDER, DISCHARGE TEMPERATURE	1	
G	22651251	SENDER / SWITCH	1	
H	36870608	SENDER, OIL PRESSURE	1	
J	39127287	TEE, 1/8 STREET	1	
K	22686166	DECAL, OPTION WIRING	1	

GAUGE, FUEL LEVEL

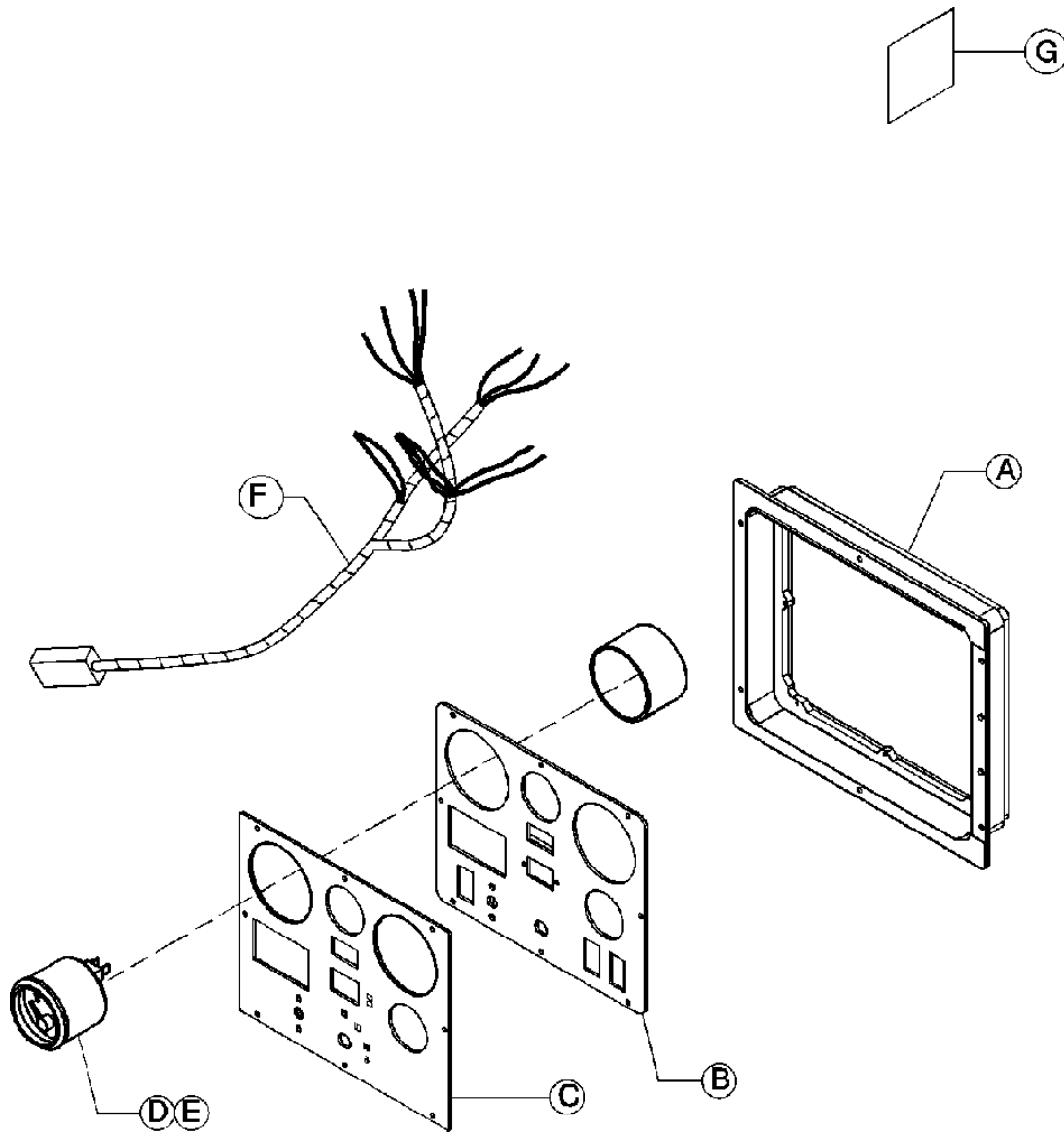
DRAWBAR END →



PLAT_A_OPT_020_04/04_A

ITEM	COMM. NO.	DESCRIPTION	QTY	DIMENSIONS/NOTES
A	22219711	HARNESS, FUEL GAUGE	1	
B	54774096	GAUGE, FUEL	1	
C	54368048	RELAY	1	
D	54774112	MODULE, 2 LIGHT WARNING	1	
E	95916532	SCREW, FILLISTER HD #10-32 X 1/2	5	
F	22058531	SENDER, FUEL LEVEL	1	
G	35361849	GASKET, FUEL SENDER	1	
H	22339196	DECAL, FUEL OPTION	1	

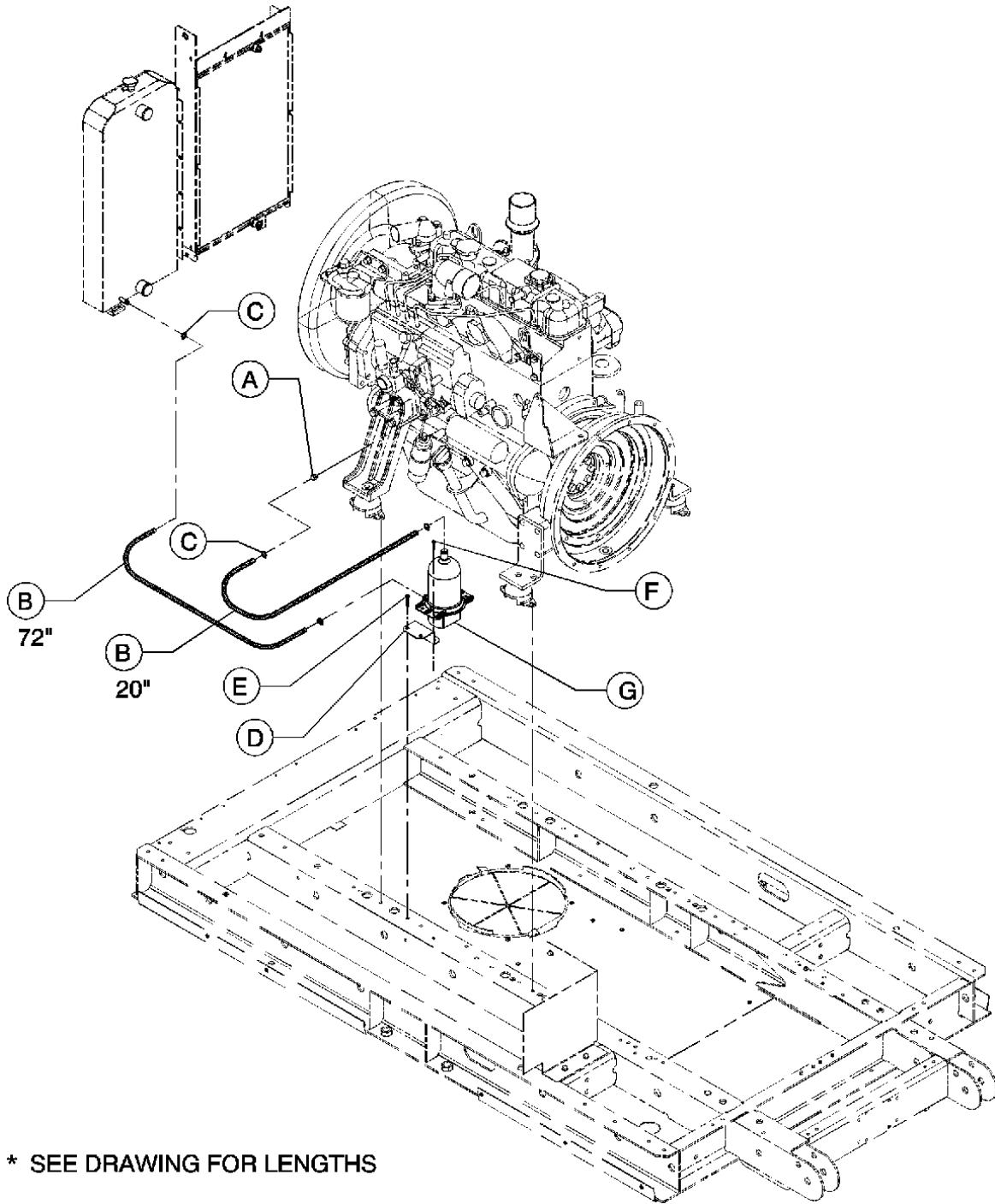
GAUGE, TACHOMETER



PLAT_A_OPT_021_01/06_B

ITEM	COMM. NO.	DESCRIPTION	QTY	DIMENSIONS/NOTES
A	54749601	FRAME, WW INSTRUMENT PANEL	1	
B	22171680	PANEL, INSTRUMENT	1	
C	22171698	DECAL, WW INSTRUMENT PANEL	1	
D	22055883	GAUGE, TACHOMETER	1	
E	22137426	LAMP, 28V	1	
F	22694558	HARNESS, OPTION WIRING	1	
G	22686166	DECAL, OPTION WIRING	1	

HEATER, BLOCK

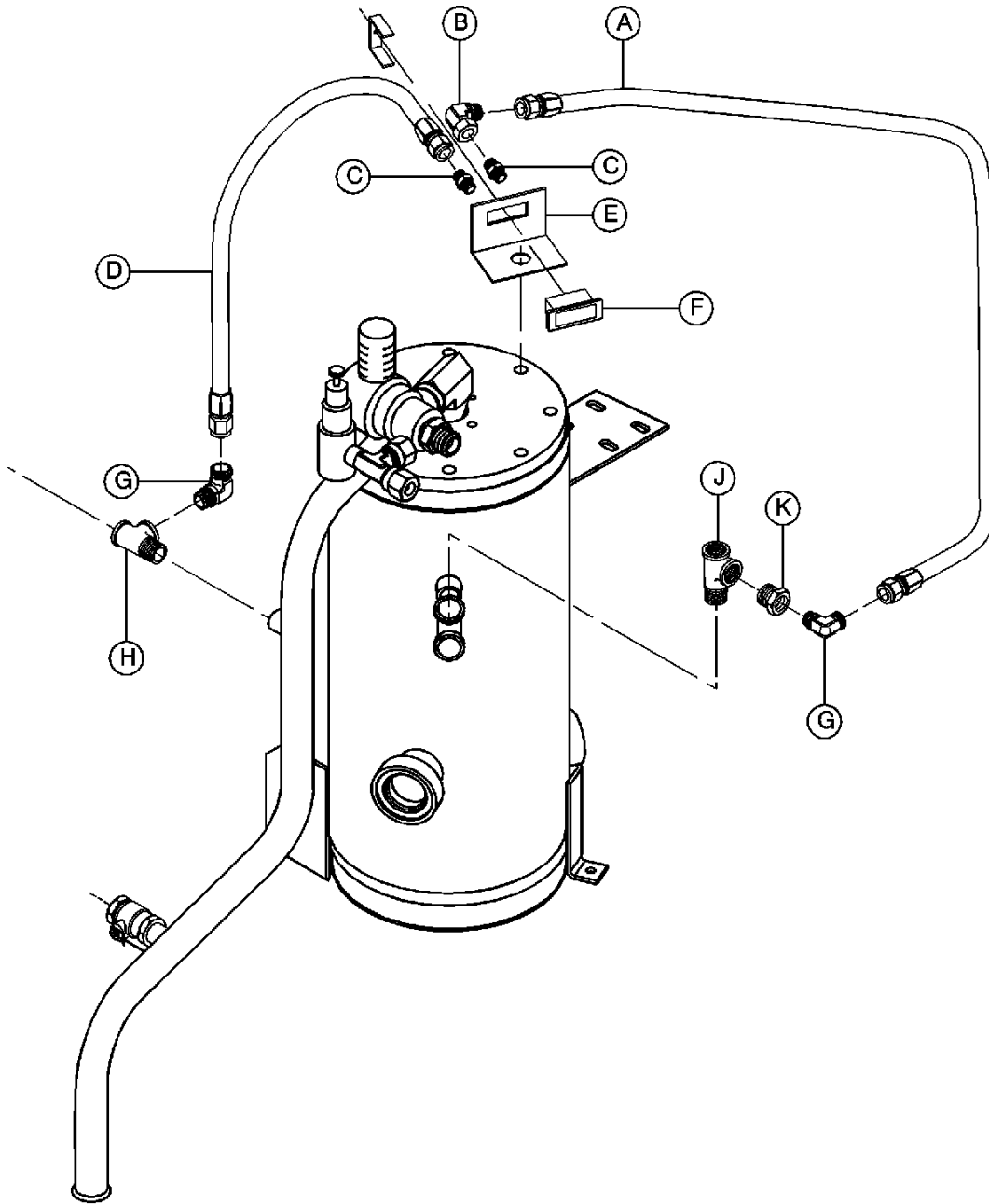


* SEE DRAWING FOR LENGTHS

PLAT_A_OPT_024_04/04

ITEM	COMM. NO.	DESCRIPTION	QTY	DIMENSIONS/NOTES
A	95938601	BUSHING, REDUCING	1	
B	35326578	HOSE, HEATER	*	SEE LENGTHS ABOVE
C	95220844	CLAMP, HOSE	4	
D	54593967	BRACKET, HEATER	1	
E	35279025	SCREW, TAPPING M08-1.25 X 20	2	
F	92368687	SCREW, TAPPING M06-1.0 X 12	2	
G	54541263	TANK, HEATER	1	

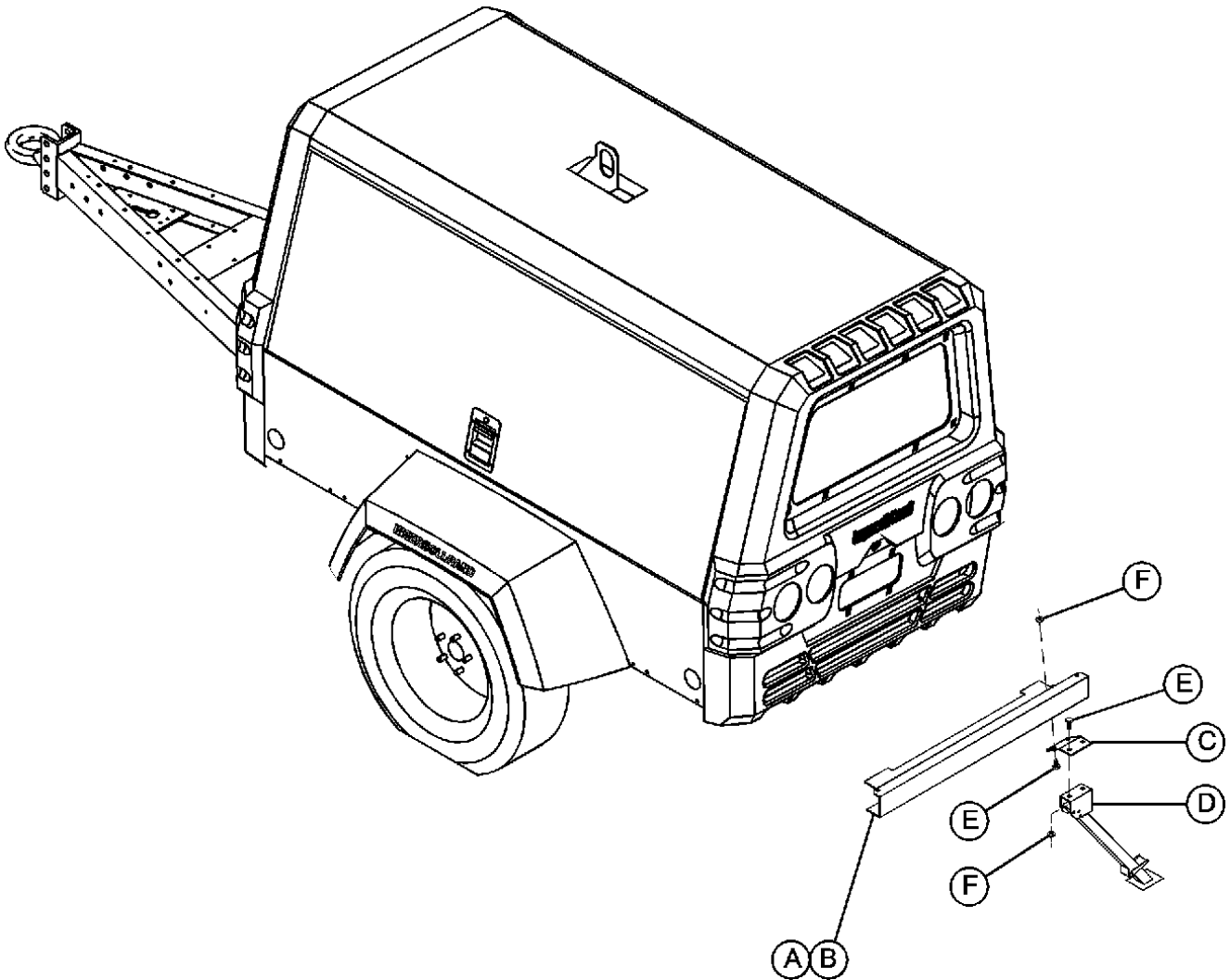
INDICATOR, SEPARATOR DELTA P



PLAT_A_OPT_025_04/04_A

ITEM	COMM. NO.	DESCRIPTION	QTY	DIMENSIONS/NOTES
A	35358662	HOSE, -4JIC X 19"	1	
B	95287629	ADAPTER, 1/8 NPT X 1/4 JIC	2	
C	35260352	ELBOW, SWIVEL NUT -4 JIC	1	
D	35315407	HOSE, -4 JIC X 24"	1	
E	36841922	BRACKET, SEP INDICATOR MOUNTING	1	
F	35825546	INDICATOR, SEPARATOR ELEMENT	1	
G	35283464	ELBOW, 1/4 NPT X -4 JIC	2	
H	95944690	TEE, STREET 1/4 NPT	1	
J	35301373	TEE, STREET 1/2 NPT	1	
K	95944625	BUSHING, REDUCING 1/2 NPT X 1/4 NPT	1	

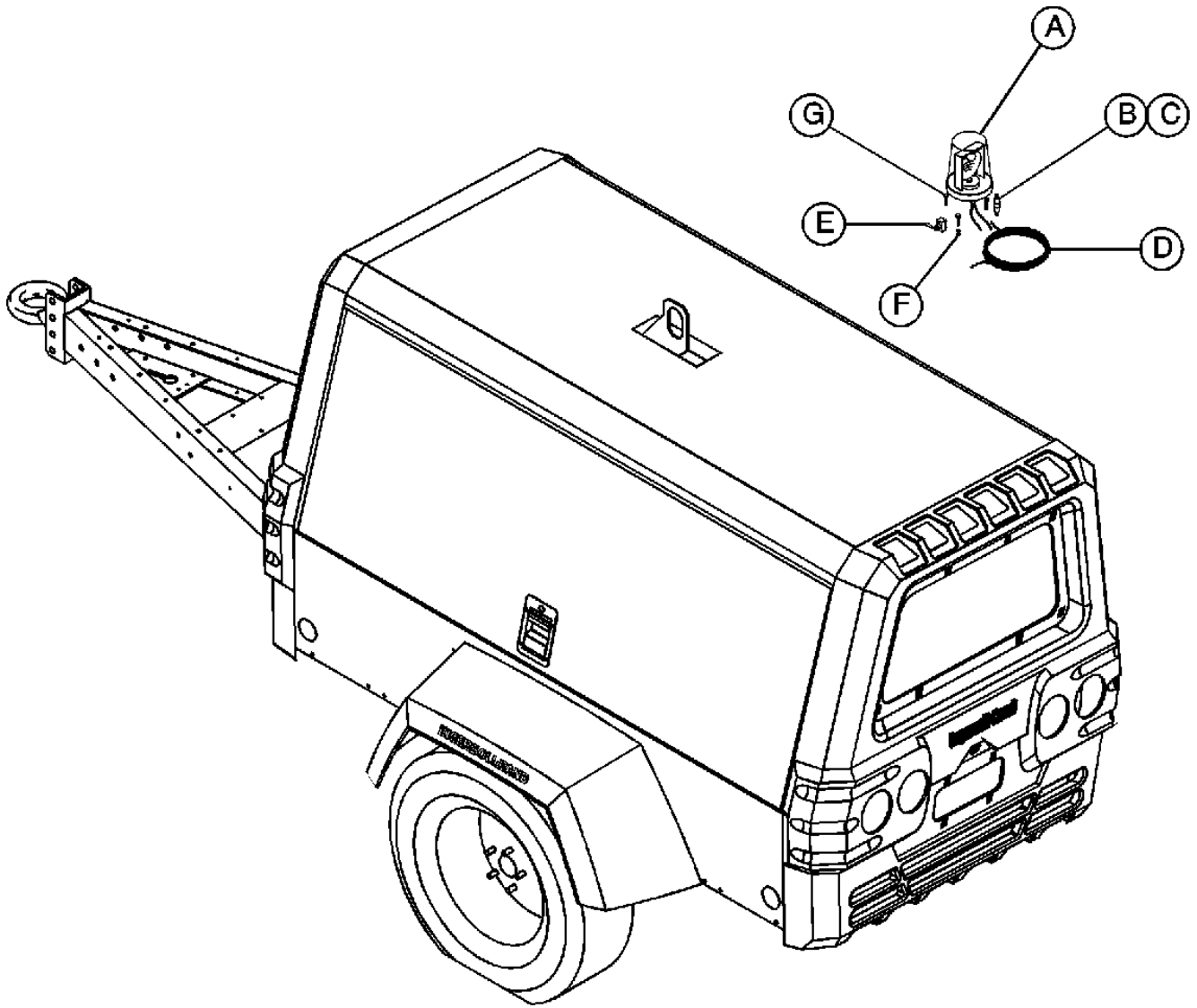
DROPLEG, BUMPER w/ REAR



PLAT_A_OPT_026_04/04_A

ITEM	COMM. NO.	DESCRIPTION	QTY	DIMENSIONS/NOTES
A	36921930	BUMPER	1	
B	35148030	SCREW, TAPPING 1/2-13 X 1"	4	
C	36778124	BRACKET, DROPLEG	1	
D	36726586	DROPLEG	1	
E	35376953	SCREW, HEX M10-1.50 X 20	4	
F	36879195	NUT, HEX M10-1.50	4	

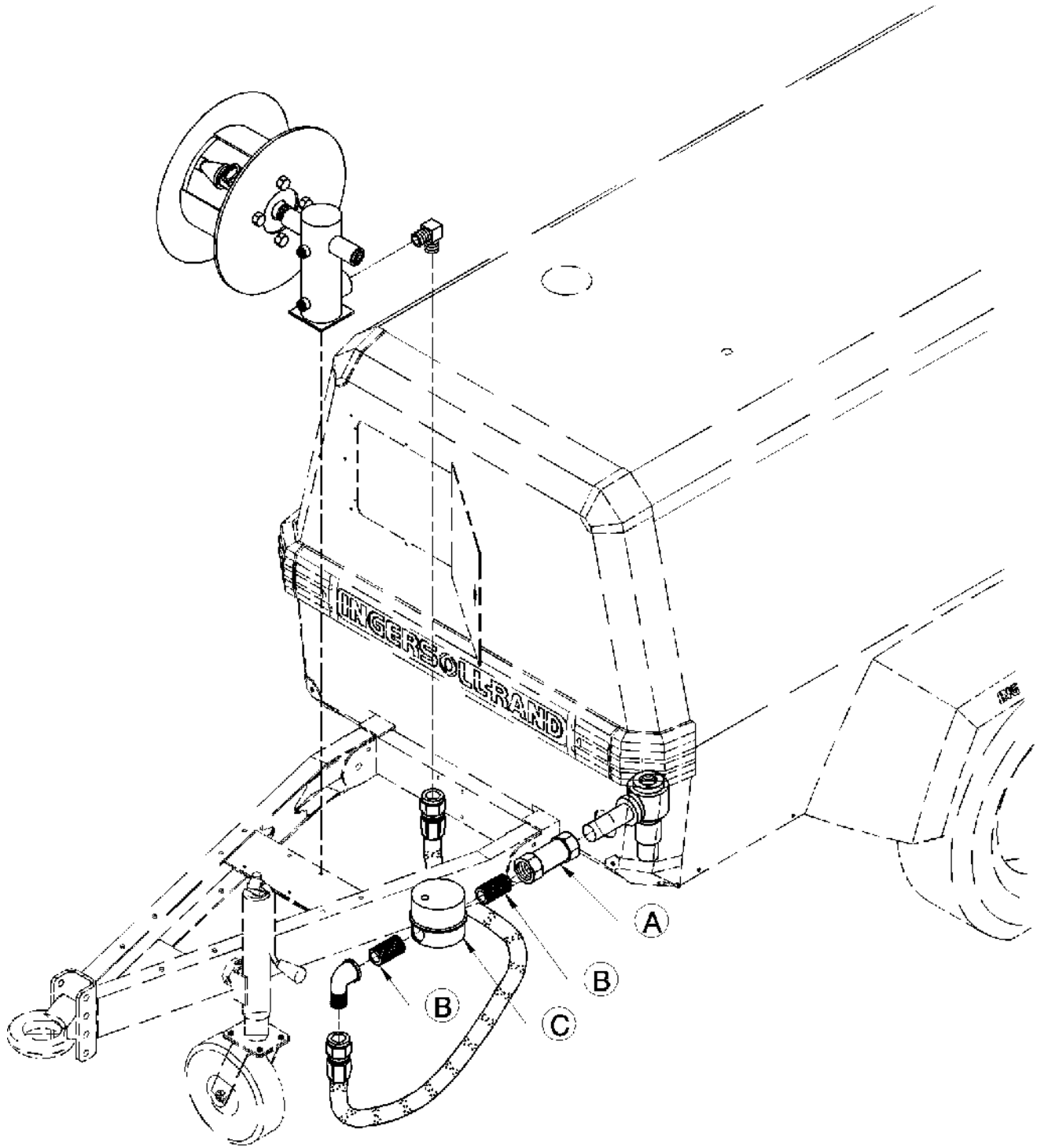
LIGHT, REVOLVING AMBER



PLAT_A_OPT_027_04/04_A

ITEM	COMM. NO.	DESCRIPTION	QTY	DIMENSIONS/NOTES
A	35366111	LIGHT, AMBER FLASHNG	1	
B	35316645	FUSEHOLDER	1	
C	35298041	FUSE, 20 AMP	1	
D	35124114	WIRE, 14 AWG	120"	
E	35337435	SWITCH, TOGGLE	6	
F	95163473	SCREW, HEX #10-32 X 1.25"	3	

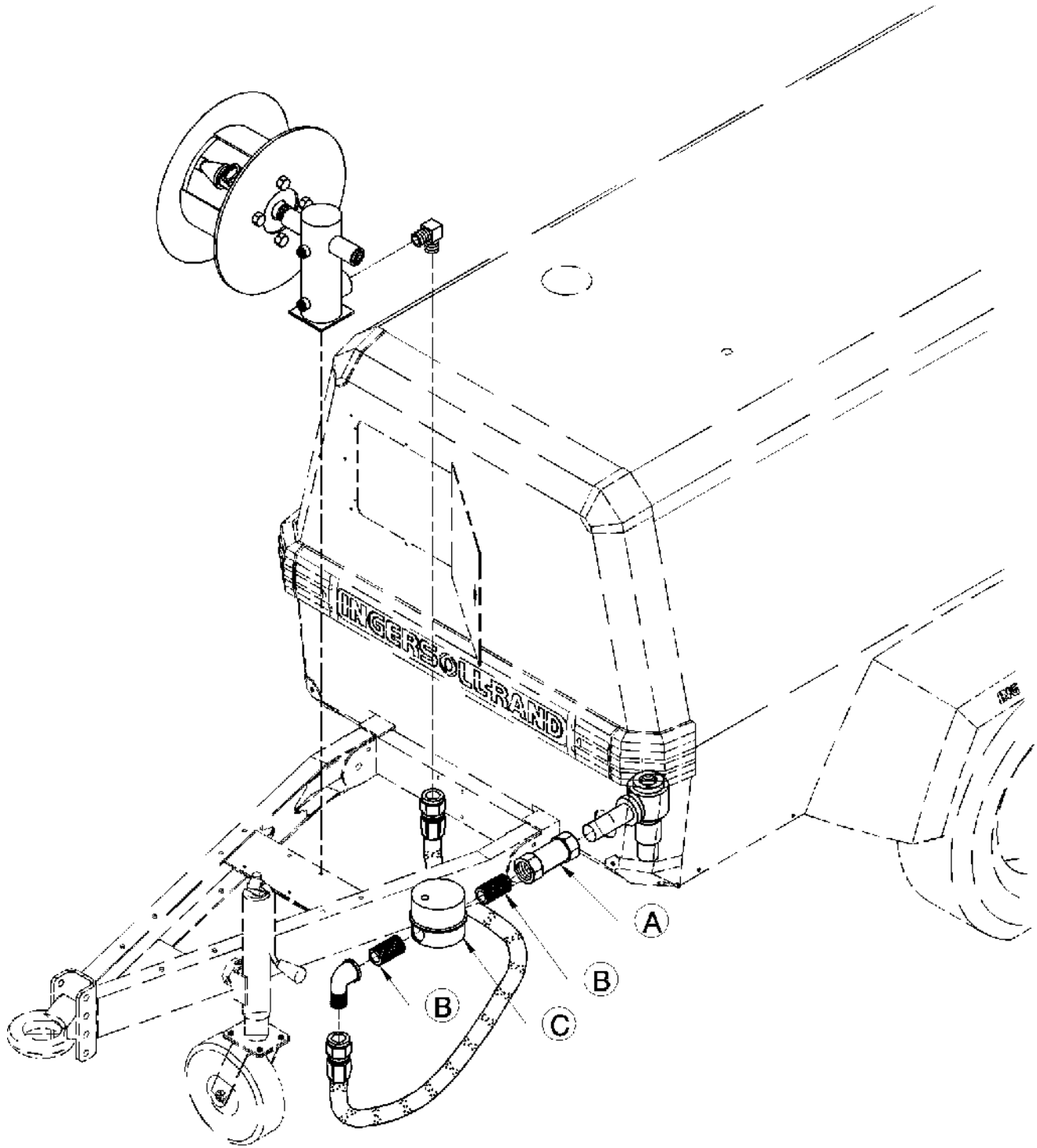
OILER, 1 QUART HOSE REEL



PLAT_A_OPT_028_04/04_A

ITEM	COMM. NO.	DESCRIPTION	QTY	DIMENSIONS/NOTES
A	95941373	UNION, 1-1/4 NPT	1	
B	95953600	NIPPLE, 1-1/4 X 2	2	
C	35255025	LUBRICATOR, 1 QT.	1	

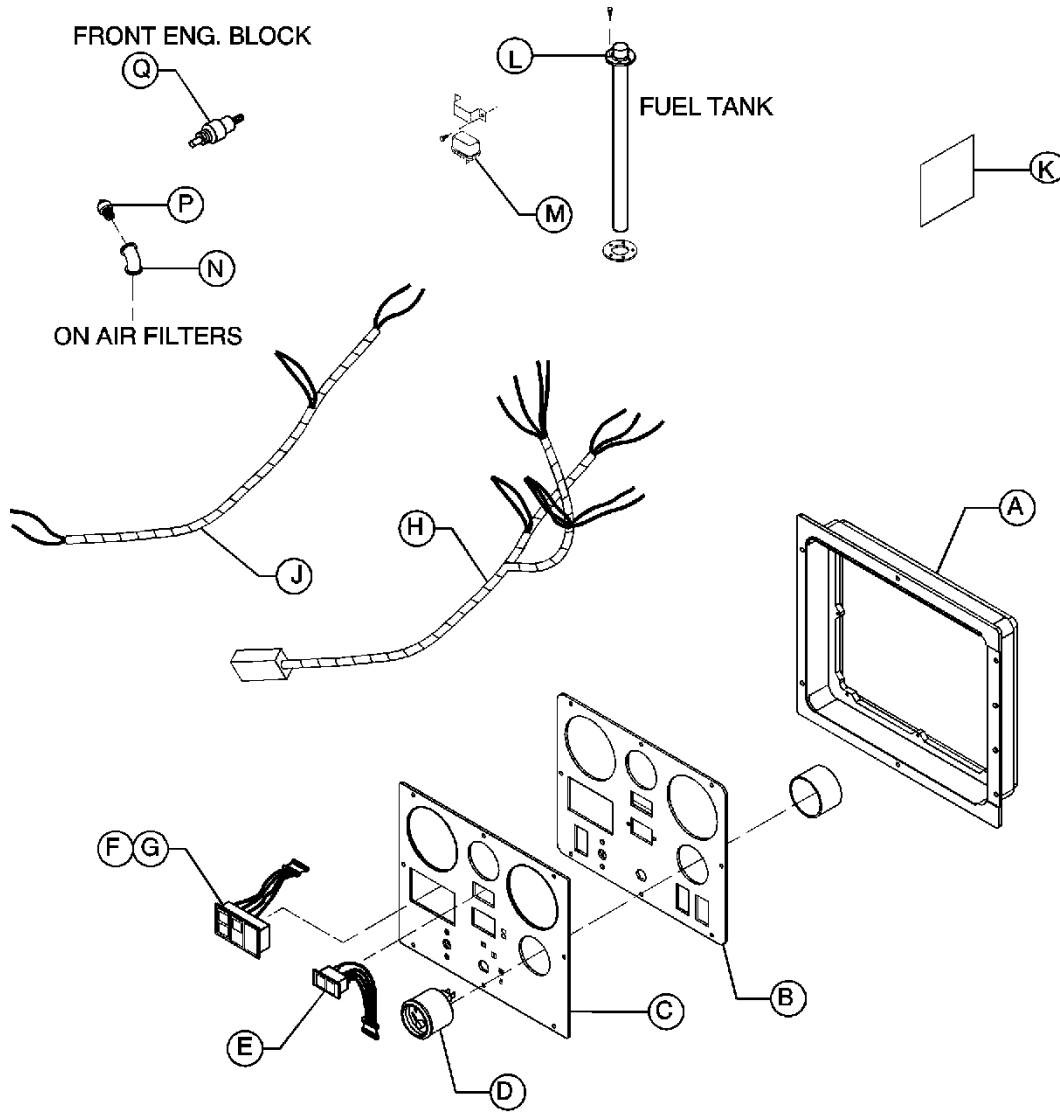
OILER, 2 QUART HOSE REEL



PLAT_A_OPT_028_04/04_A

ITEM	COMM. NO.	DESCRIPTION	QTY	DIMENSIONS/NOTES
A	95941373	UNION, 1-1/4 NPT	1	
B	95953600	NIPPLE, 1-1/4 X 2	2	
C	35356252	LUBRICATOR, 2 QT.	1	

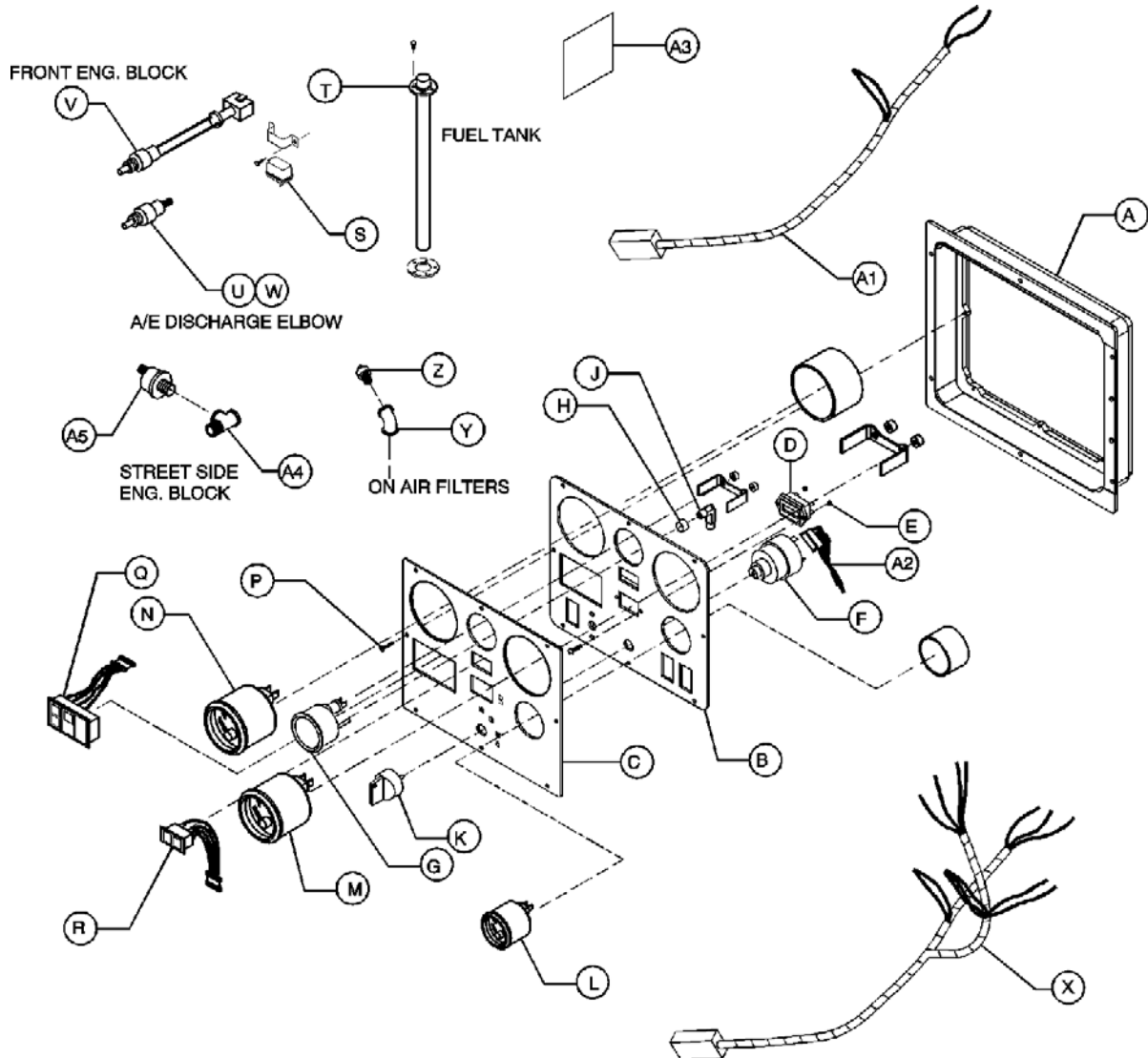
PANEL, FULL DIAGNOSTICS INSTRUMENT w/ ELECTRIC AFRI



PLAT_A_OPT_030_04/04_A

ITEM	COMM. NO.	DESCRIPTION	QTY	DIMENSIONS/NOTES
A	54749601	FRAME, WW INSTRUMENT PANEL	1	
B	22171680	PANEL, INSTRUMENT	1	
C	22171698	DECAL, WW INSTRUMENT PANEL	1	
D	54774096	GAUGE, FUEL LEVEL	1	
E	54774112	MODULE, 2 LIGHT WARNING	1	
F	22347009	MODULE, 4 LIGHT DIAGNOSTIC	1	
G	22347017	LIGHTS, DIAGNOSTIC	1	
H	22694558	HARNESS, OPTION WIRING	1	
J	36842839	HARNESS, AIR FILTER RESTRICTION	1	
K	22686166	DECAL, OPTION WIRING	1	
L	22058531	SENDER, FUEL LEVEL	1	
M	54368048	RELAY, FUEL SHUTDOWN	1	
N	95956199	ELBOW, STREET 1/8 NPT X 45o	2	
P	36847838	SWITCH, VACUUM	2	
Q	33567218	SENDER, ENGINE TEMPERATURE	1	

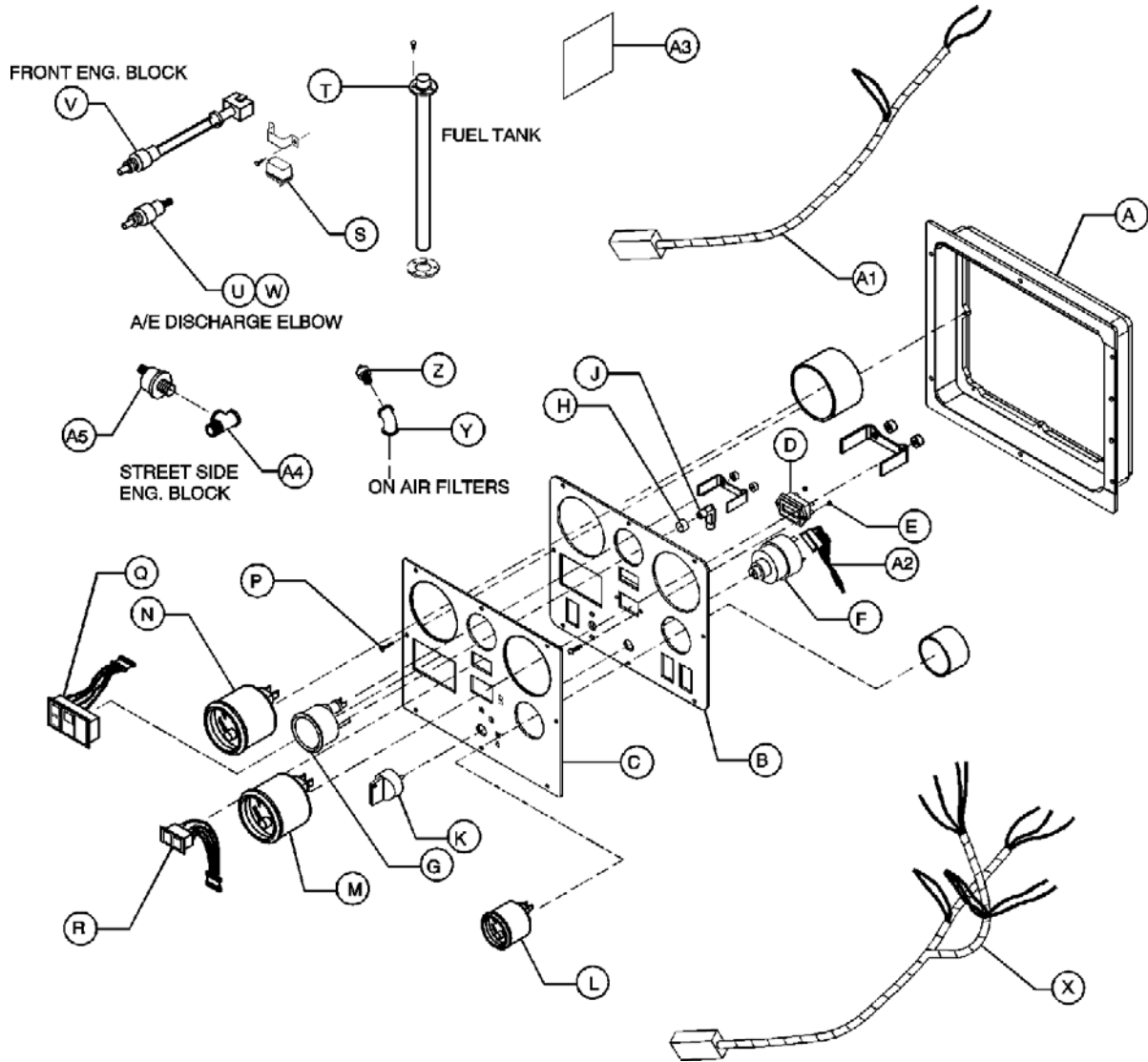
PANEL, FULL GAUGE INSTRUMENT wo/ START-RUN VALVE



PLAT_A_OPT_031_01/06_B

ITEM	COMM. NO.	DESCRIPTION	QTY	DIMENSIONS/NOTES
A	54749601	FRAME, WW INSTRUMENT PANEL	1	
B	22171680	PANEL, INSTRUMENT	1	
C	22171698	DECAL, WW INSTRUMENT PANEL	1	
D	22054175	METER, ELECT/MECH HOUR	1	
E	22054159	NUT, PLASTIC #4-40	2	
F	22127385	SWITCH, IGNITION	1	
G	35604065	GAUGE, 150 PSI PRESSURE	1	
H	95935599	COUPLING, STD 1/8 NPT X .75"	1	
J	35370386	ELBOW, 1/8 NPT X 3/8 TUBE	1	
K	22134118	KNOB ASM.	1	
L	54774096	GAUGE, FUEL LEVEL	1	
M	22056402	GAUGE, 4 in 1	1	
N	22055883	TACHOMETER	1	
P	22070494	SCREW, PAN HD #8-32 X 0.6	8	
Q	22347009	MODULE, 4 LIGHT DIAGNOSTIC	1	

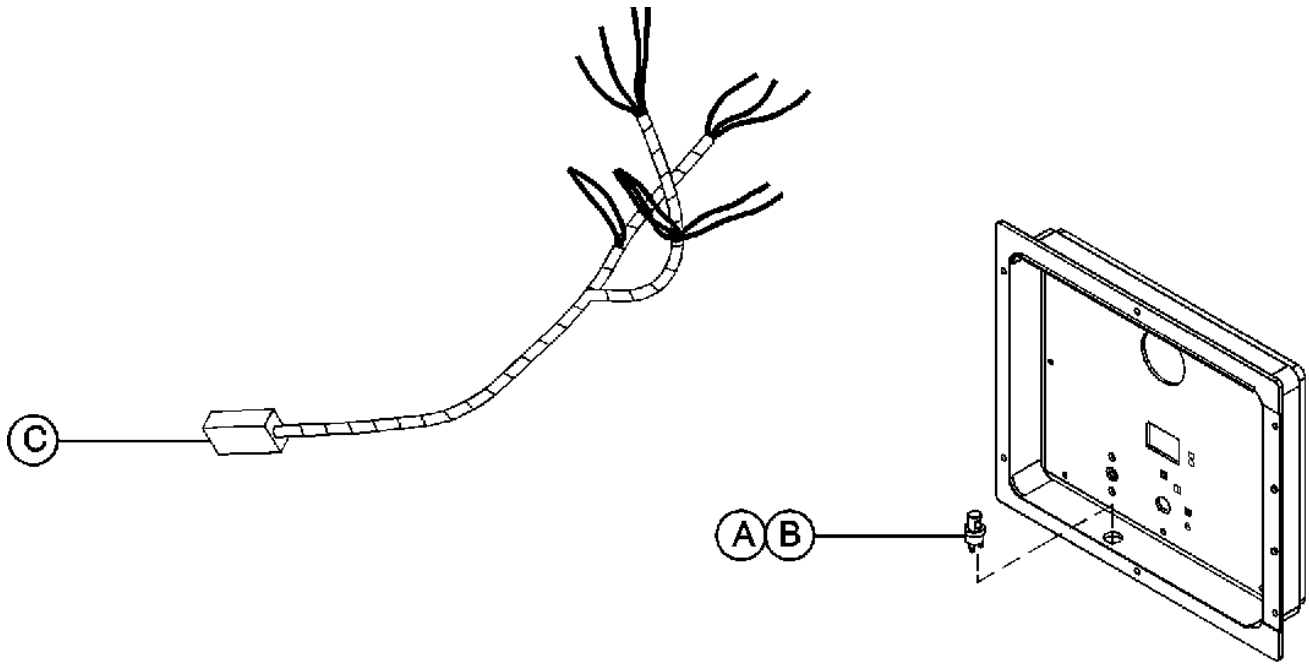
PANEL, FULL GAUGE INSTRUMENT wo/ START-RUN VALVE



PLAT_A_OPT_031_01/06_B

ITEM	COMM. NO.	DESCRIPTION	QTY	DIMENSIONS/NOTES
R	54774112	MODULE, 2 LIGHT WARNING	1	
S	54368048	RELAY, FUEL SHUTDOWN	1	
T	22058531	SENDER, FUEL LEVEL	1	
U	22770655	SENDER, DISCHARGE TEMPERATURE	1	
V	22651251	SENDER, ENGINE TEMPERATURE	2	
W	35278571	O-RING	1	
X	22686166	HARNESS, OPTION WIRING	1	
Y	95956199	ELBOW, STREET 1/8 NPT X 45o	1	
Z	36847838	SWITCH, VACUUM	1	
A1	36842839	HARNESS, AIR FILTER RESTRICTION	1	
A2	22199079	ADAPTER, SWITCH	1	
A3	22361828	DECAL, OPTION WIRING	1	
A4	39127287	TEE, 1/8 NPT STREET	1	
A5	36780608	SENDER, OIL PRESSURE	1	

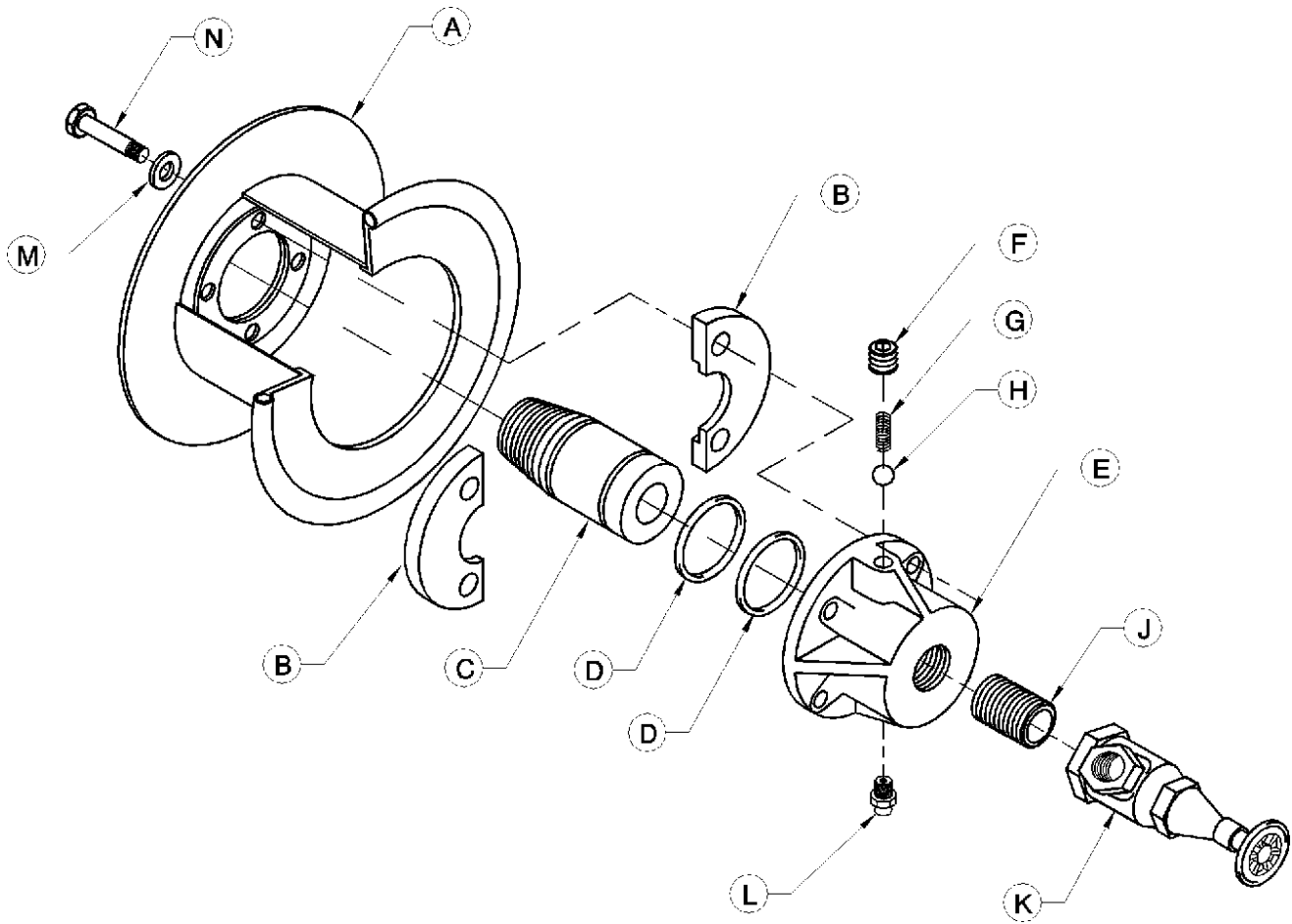
LAMP, PANEL ILLUMINATION



PLAT_A_OPT_032_04/04_A

ITEM	COMM. NO.	DESCRIPTION	QTY	DIMENSIONS/NOTES
A	36852622	LAMP ASM., MINATURE	1	
B	35333236	BULB, INCANDESCENT 12 V	1	
C	22074843	HARNESS, PANEL LIGHT	1	

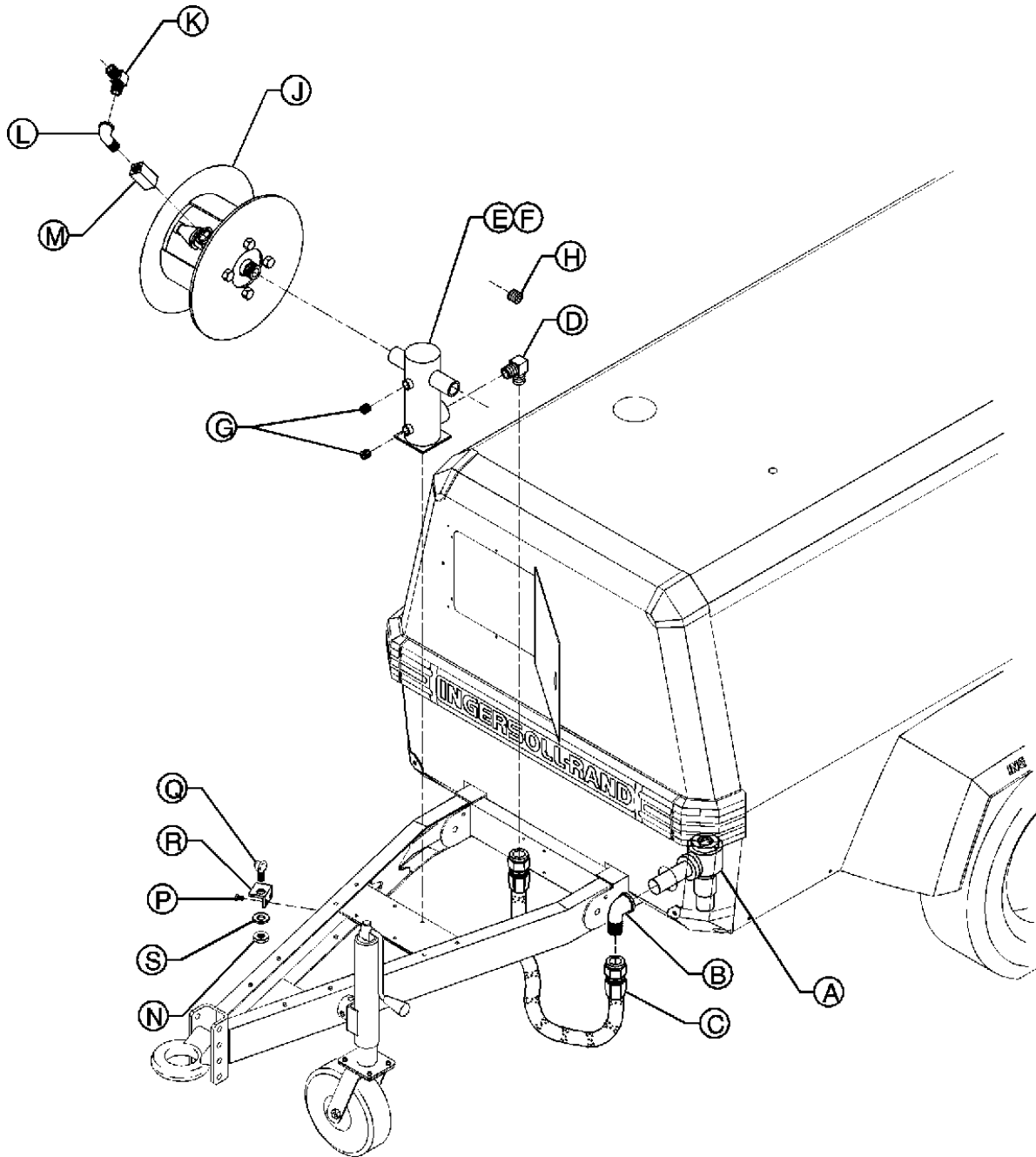
REEL ASM., HOSE



PLAT_A_OPT_033_04/04_A

ITEM	COMM. NO.	DESCRIPTION	QTY	DIMENSIONS/NOTES
A	36765212	HOSE REEL	1	
B	36765188	COVER, BEARING	2	
C	36765196	SHAFT, BEARING	1	
D	95358297	O-RING	2	
E	36762706	BEARING, HOSE REEL	1	
F	95928222	PLUG	1	
G	90671242	SPRING	1	
H	35221902	BALL, RETARD	1	
J	95928040	NIPPLE	1	
K	95072971	VALVE, GLOBE	1	
L	35221894	FITTING, 1/8" LUBE	1	
M	95937413	WASHER, 3/8" LOCK	4	
N	95934584	SCREW, HEX 3/8-16 X 1.50"	4	

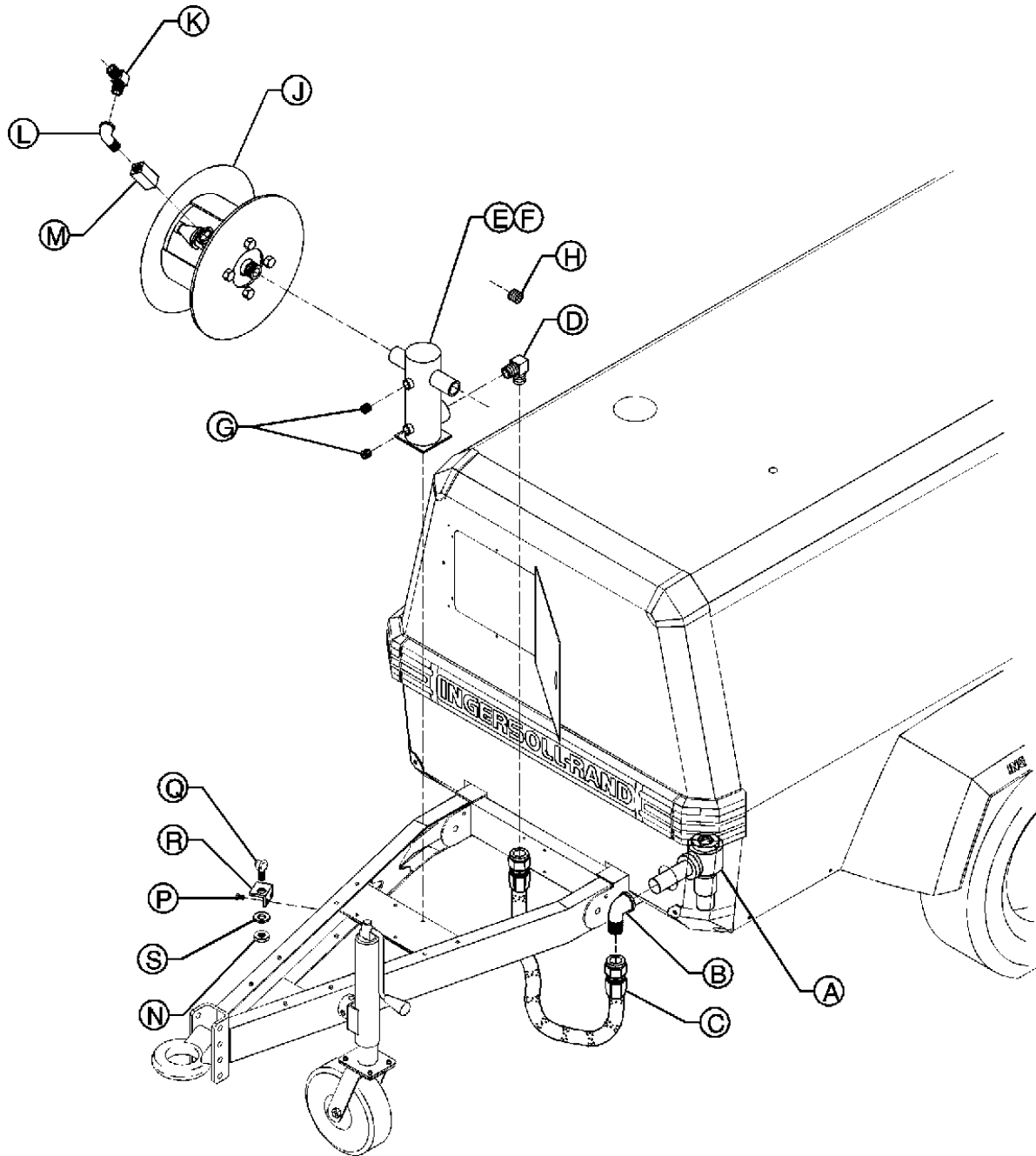
REEL, SINGLE HOSE



PLAT_A_OPT_034_04/04_A

ITEM	COMM. NO.	DESCRIPTION	QTY	DIMENSIONS/NOTES
A	36776219	VALVE, MINIMUM PRESSURE CHECK	1	
B	95286530	ELBOW, 90o	1	
C	35117480	HOSE	1	
D	95219861	ELBOW, JIC TUBE	1	
E	36755460	MANIFOLD, HOSE REEL	1	
F	96702659	SCREW, HEX M08-1.25 X 25	4	
G	95947149	PLUG, HEX COUNTERSINK 3/4"	2	
H	95928248	PLUG, HEX COUNTERSINK 1-1/4"	1	
J	35097914	REEL ASM., HOSE	1	

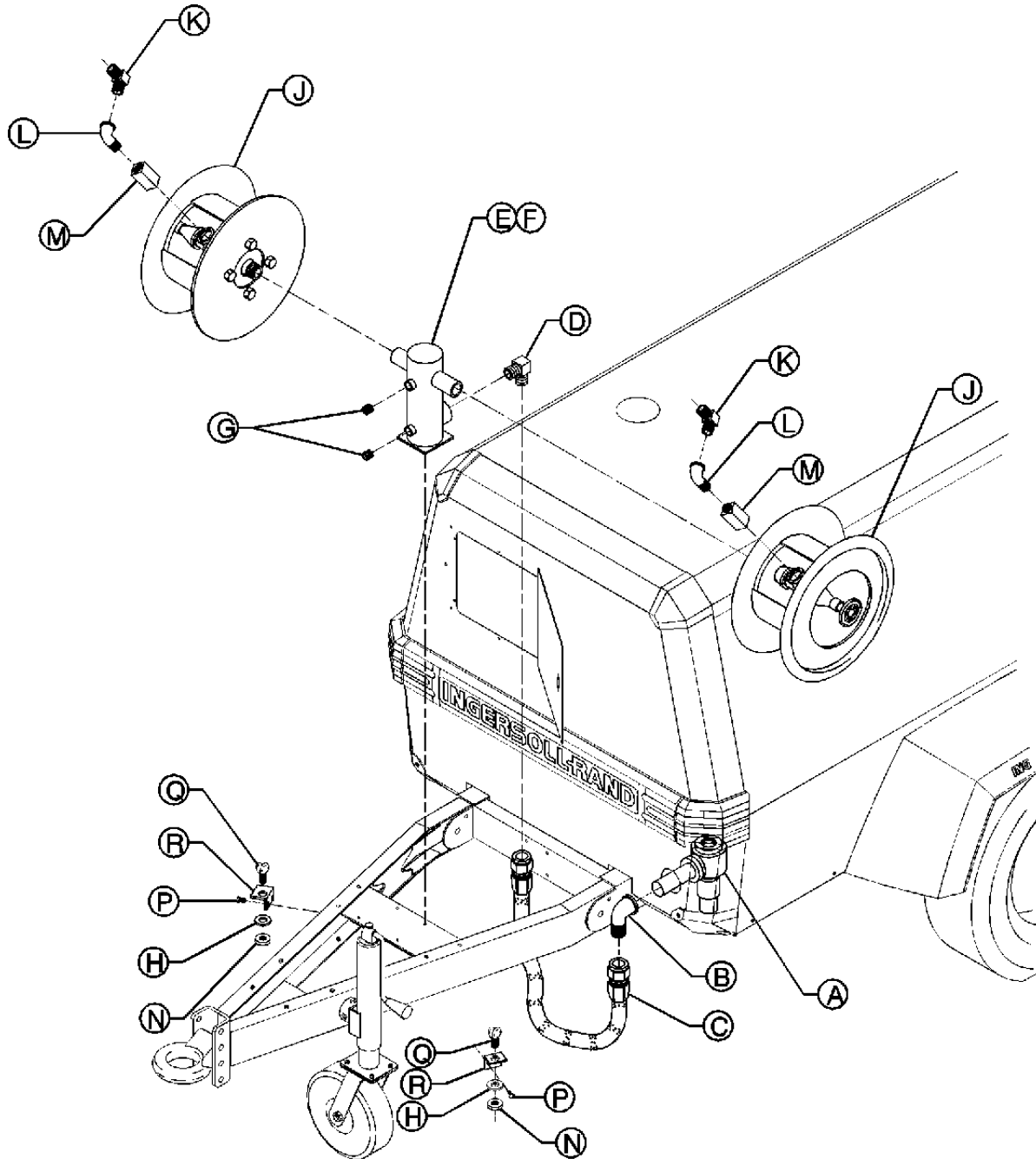
REEL, SINGLE HOSE



PLAT_A_OPT_034_04/04_A

ITEM	COMM. NO.	DESCRIPTION	QTY	DIMENSIONS/NOTES
K	95928198	ELBOW, STREET 3/4 NPT X 45o	1	
L	95928172	ELBOW, STREET 3/4" X 90o	1	
M	35364397	VALVE, OSHA CHECK	1	
N	35153972	CAP, HOSE LOCK	2	
P	92368687	SCREW, TAPPING M06-1.0 X 14	1	
Q	35221910	LOCK, COUPLING HOSE	1	
R	35296748	BRACKET, HOSE REEL LOCK	1	
S	95928321	WASHER, FLAT 7/8"	2	

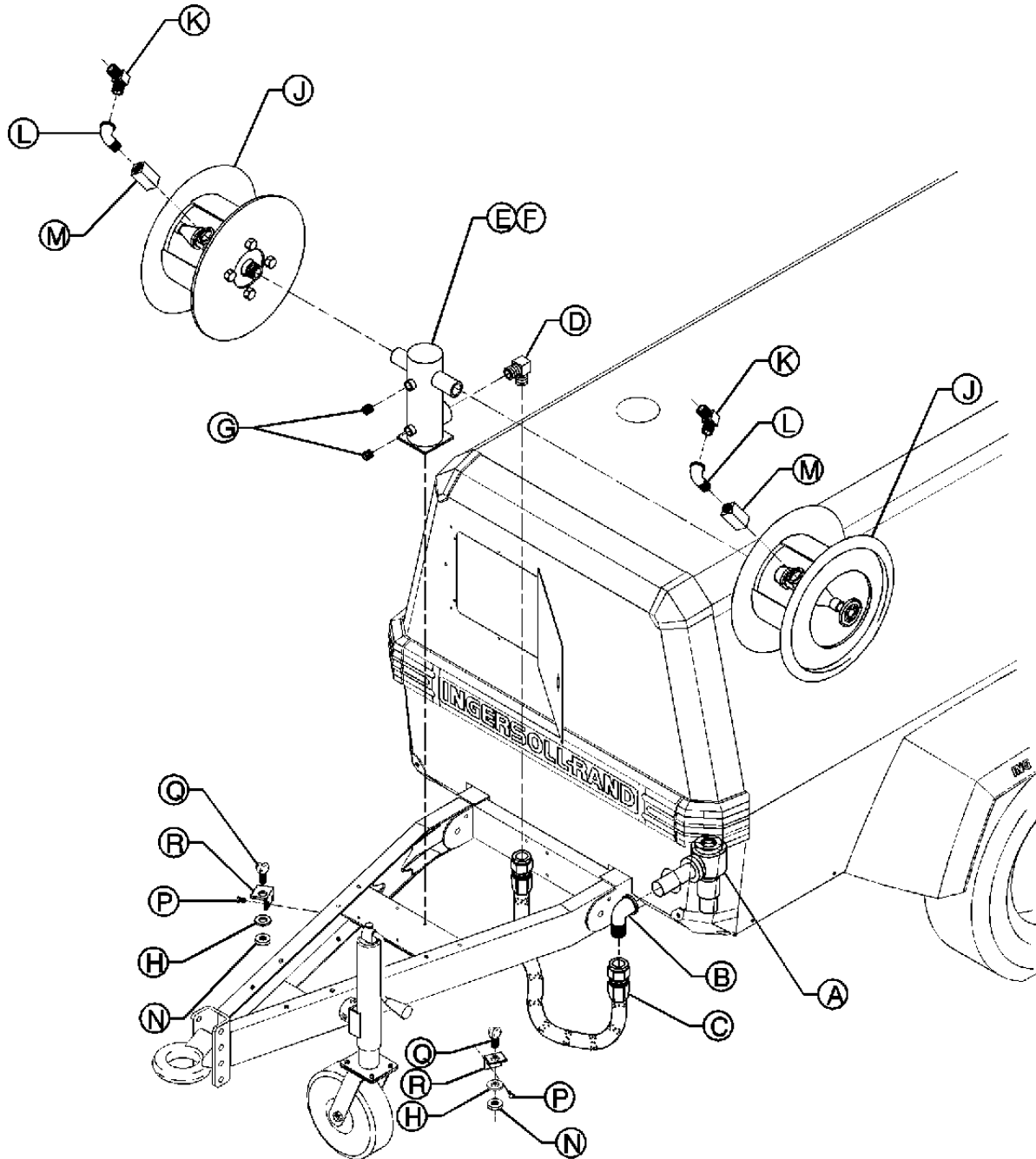
REEL, DOUBLE HOSE



PLAT_A_OPT_035_04/04_A

ITEM	COMM. NO.	DESCRIPTION	QTY	DIMENSIONS/NOTES
A	36776219	VALVE, MINIMUM PRESSURE CHECK	1	
B	95286530	ELBOW, 90o	1	
C	35117480	HOSE	1	
D	95219861	ELBOW, JIC TUBE	1	
E	36755460	MANIFOLD, HOSE REEL	1	
F	96702659	SCREW, HEX M08-1.25 X 25	4	
G	95947149	PLUG, HEX COUNTERSINK 3/4"	2	
H	95928321	WASHER, FLAT 7/8"	4	
J	35097914	REEL ASM., HOSE	2	

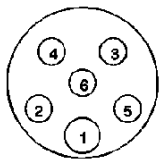
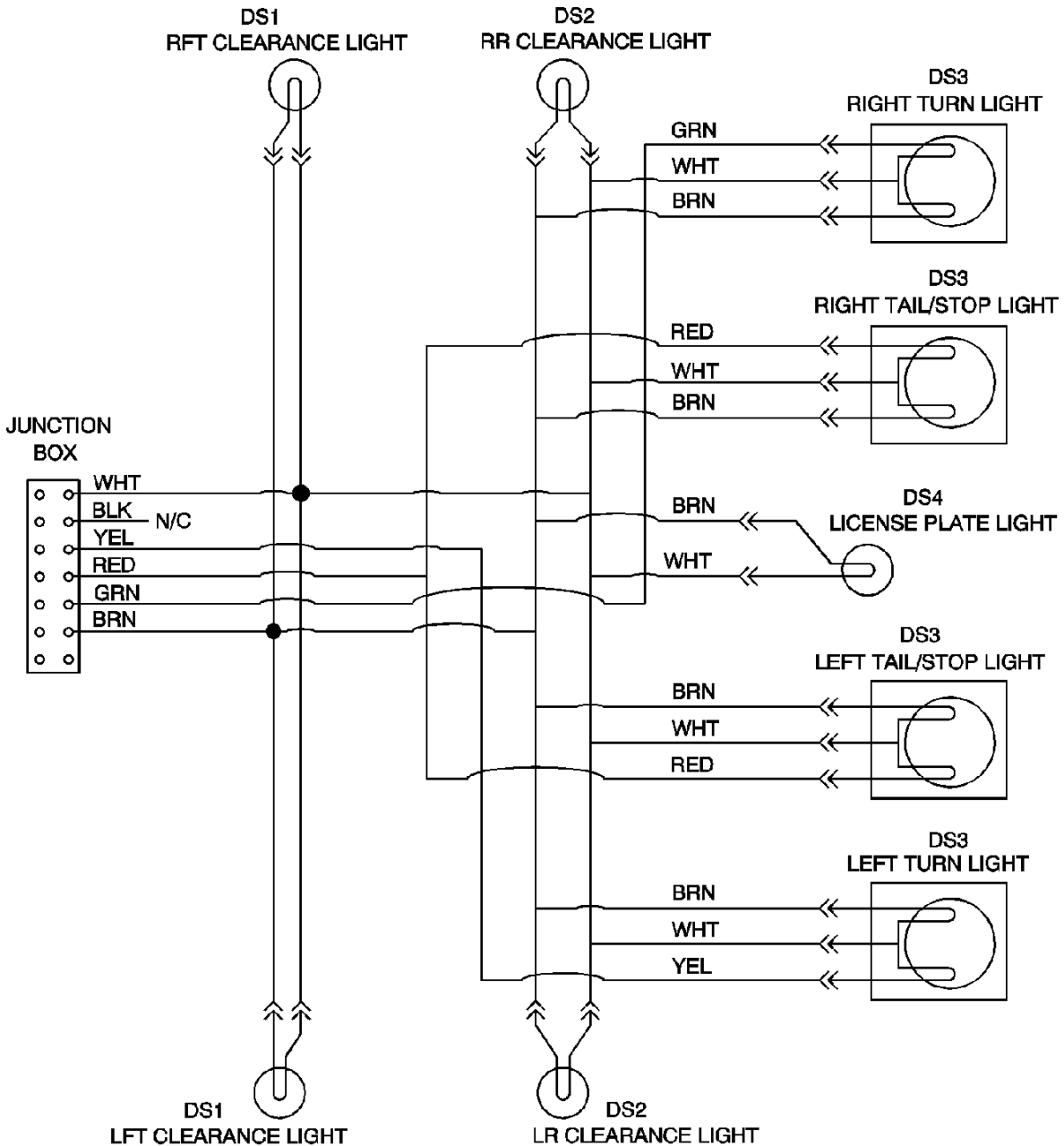
REEL, DOUBLE HOSE



PLAT_A_OPT_035_04/04_A

ITEM	COMM. NO.	DESCRIPTION	QTY	DIMENSIONS/NOTES
K	95928198	ELBOW, STREET 3/4 NPT X 45o	2	
L	95928172	ELBOW, STREET 3/4" X 90o	2	
M	35364371	VALVE, OSHA CHECK	2	P110A WIR
	35364389	VALVE, OSHA CHECK	2	P135A WIR
	35364397	VALVE, OSHA CHECK	2	P185A & XP185A WIR
N	35153972	CAP, HOSE LOCK	4	
P	92368687	SCREW, TAPPING M06-1.0 X 14	2	
Q	35221910	LOCK, COUPLING HOSE	2	
R	35296748	BRACKET, HOSE REEL LOCK	2	

SCHEMATIC, 4 LIGHT WIRING



PLUG / SOCKET WIRING CONNECTIONS

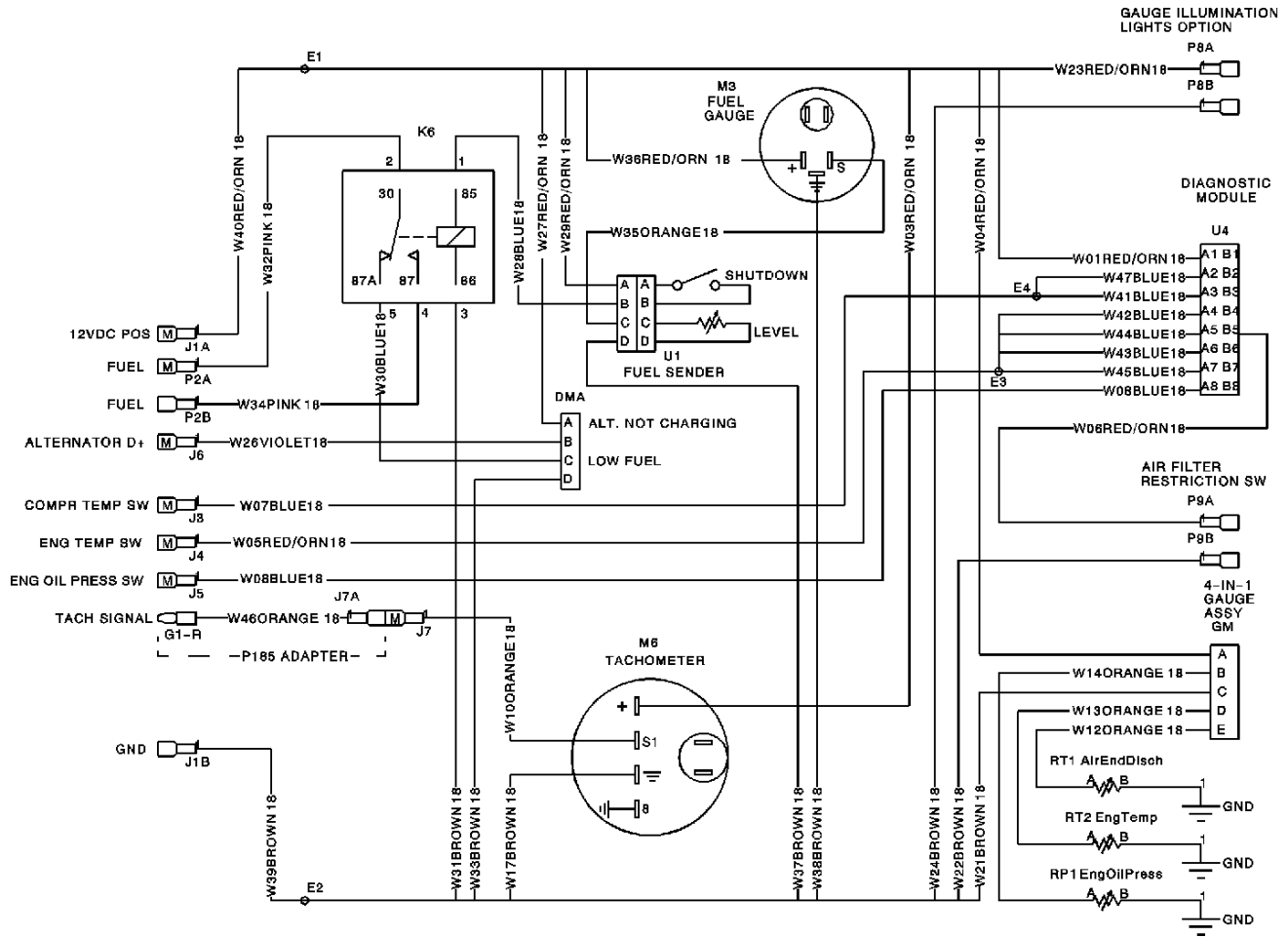
- 1 WHITE - GROUND
- 2 YELLOW - LEFT TURN SIGNAL
- 3 RED - STOP LIGHT
- 4 GREEN - RIGHT TURN SIGNAL
- 5 BROWN - TAIL / CLEARANCE LIGHTS
- 6 BLUE - ELECTRIC BRAKES

NOTE:
WHITE WIRE MAY BE FRAME GROUND.

PLAT_A_OPT_039_04/04_A

ITEM	COMM. NO.	DESCRIPTION	QTY	DIMENSIONS/NOTES
DS1	35367051	LIGHT, AMBER SIDE	2	
DS2	35367044	LIGHT, RED SIDE	2	
DS3	36788081	LIGHT, STOP / TAIL	4	
DS4	36895860	LIGHT, LICENSE	1	
W3	36893345	HARNESS, LIGHT	1	

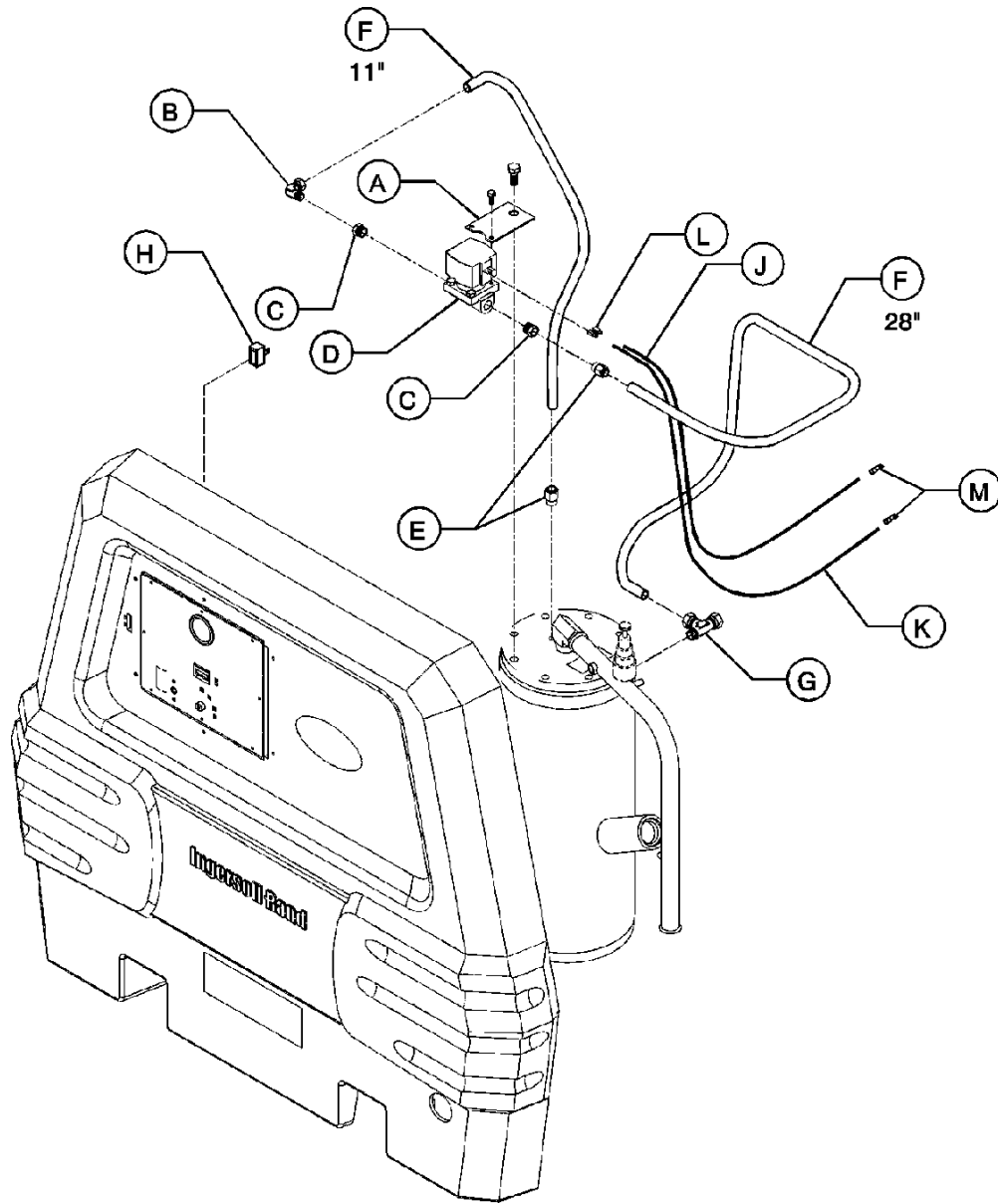
SCHEMATIC, OPTION WIRING



PLAT_A_OPT_040_04/04_A

ITEM	COMM. NO.	DESCRIPTION	QTY	DIMENSIONS/NOTES
DMA	54774112	MODULE, 2 LIGHT DIAGNOSTIC	1	
GM	22058291	GAUGE, 4-in-1	1	
K6	54368048	RELAY	1	
M3	54774096	GAUGE, FUEL LEVEL	1	
M3	22055883	TACHOMETER	1	
RP1	36870608	SENDER, PRESSURE	1	ENGINE OIL
RT1	35372457	SENDER, TEMPERATURE	1	A/E
RT2	35367218	SENDER, TEMPERATURE	1	ENGINE WATER
U1	22058531	SENDER, FUEL LEVEL	1	
U4	22347009	MODULE, 4 LIGHT DIAGNOSTIC	1	
W2	22219729	HARNESS, OPTION WIRING	1	

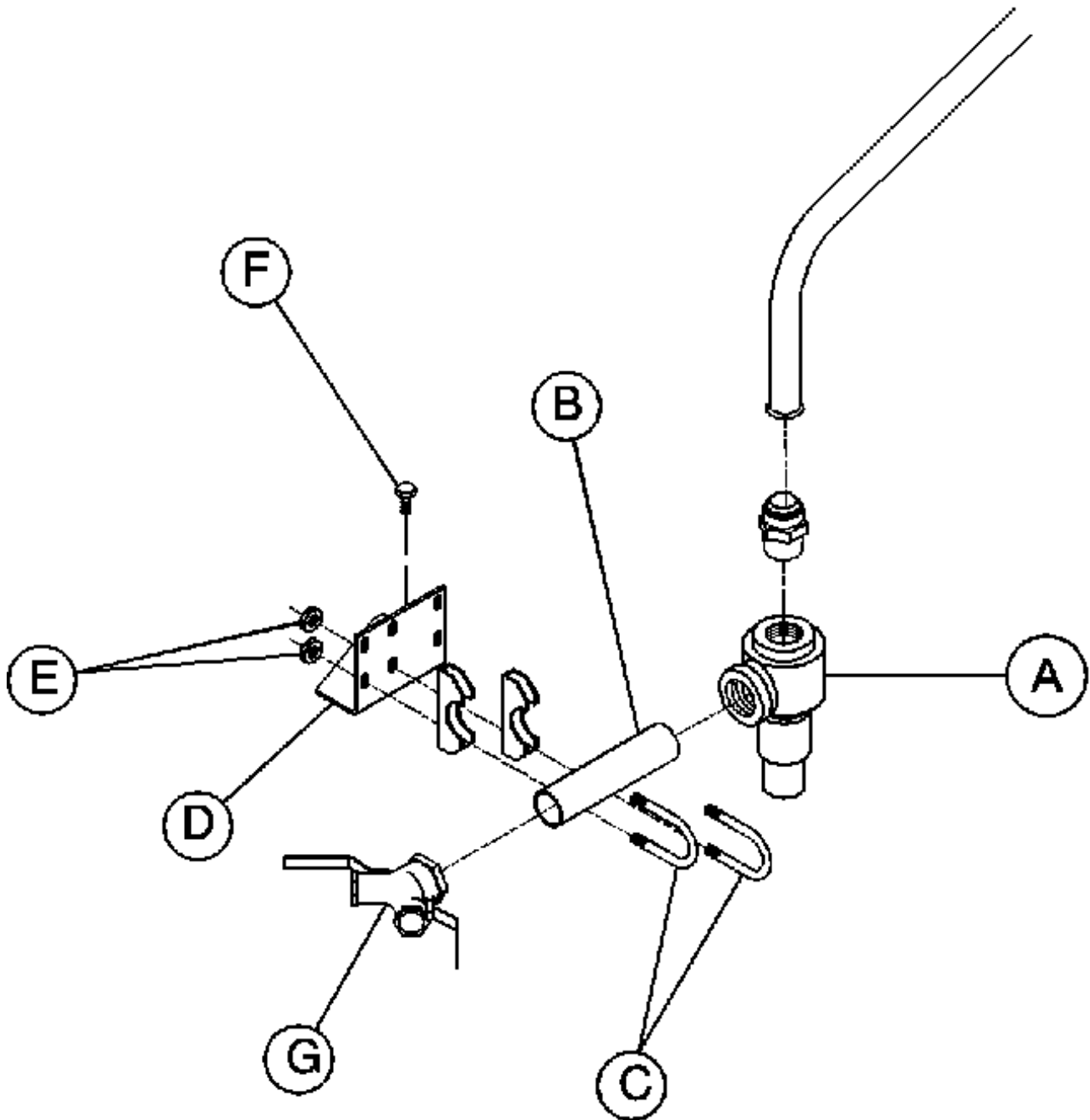
VALVE, ELECTRIC START-RUN



PLAT_A_OPT_041_04/04_A

ITEM	COMM. NO.	DESCRIPTION	QTY	DIMENSIONS/NOTES
A	36892669	BRACKET, SOLENOID VALVE	1	SEE LENGTHS ABOVE
B	35369354	ELBOW, MALE 1/4 NPT X 3/8 TUBE	1	
C	95940748	BUSHING, REDUCING	2	
D	36843142	SOLENOID, 12 VDC	1	
E	35369347	CONNECTOR, MALE 1/4 NPT X 3/8 TUBE	2	
F	35356484	TUBING, 3/8 SYN FLEX	*	
G	35369503	TEE, 1/4 NPT X 3/8 TUBE	1	
H	22060278	SWITCH, ROCKER	1	
J	35307685	WIRE, 14 AWG BROWN	16"	
K	35360916	WIRE, 14 AWG ORANGE	16"	
L	36844520	CONNECTOR, 1/4 FEMALE	2	
M	35306141	CONNECTOR, 1/4 MALE	2	

VALVE, MINIMUM PRESSURE



PLAT_A_OPT_042_04/04_A

ITEM	COMM. NO.	DESCRIPTION	QTY	DIMENSIONS/NOTES
A	36776219	VLAVE, MINIMUM PRESSURE	1	
B	95953758	NIPPLE, 1-1/4 X 4.5"	1	
C	35192178	CLAMP, SADDLE	2	
D	36889996	BRACKET, SERVICE PIPE	1	
E	95923314	NUT, HEX LOCK 5/16-18	4	
F	35279025	SCREW, TAPPING M08-1.25 X 20	2	
G	36881076	VALVE, WYE	1	

MISCELLANEOUS OPTIONS

ITEM	COMM. NO.	DESCRIPTION	QTY	DIMENSIONS/NOTES
	36794345	DOOR KEY LOCK OPTION		
	35612746	KEY LOCK CYLINDER KEY		REPLACEMENT
	36509073	2" BALL COUPLER OPTION		
	35131499	COUPLER ASM., 2" BALL LIP		INCLUDED IN ASM.
	35131481	SPRING		INCLUDED IN ASM.
	35131457	NUT, LOOP HANDLE		INCLUDED IN ASM.
	35131465	BOLT		INCLUDED IN ASM.
	35376094	SCREW, HEX M16-2.0 X 120		
	96701750	NUT, HEX M16-2.0		
	35391976	MECH. AIR FILTER RESTRICTION IND. INDICATOR, RESTRICTION		
	36891976	FUEL TANK STRAINER STRAINER, FUEL TANK		
	36897296	SPARK ARRESTOR ELBOW, EXHAUST		2.5 X 8.5
	35610500	ARRESTOR, SPARK		
	36897288	EXHAUST RAIN CAP ELBOW, EXHAUST		2.5 X 8.5
	35316215	CAP, RAIN		

NUMERICAL INDEX

COMM.NO.	PAGE	COMM.NO.	PAGE	COMM.NO.	PAGE	COMM.NO.	PAGE
22054159	B-29	22234884	B-24	22686166	C-27	35225077	B-9
	C-37		B-35		C-29	35225093	B-28
22054175	B-29		B-39		C-36		C-8
	B-32	22246276	B-8		C-38		C-10
	C-37	22247951	B-25	22694558	C-27	35252600	C-12
22055883	C-29	22248454	B-23		C-29		C-20
	C-37		B-37		C-36	35253038	B-9
	C-46	22252183	B-2	22756381	B-12		C-7
22056402	C-37	22302111	B-11	22770655	C-27		C-9
22058291	C-27	22302129	B-11		C-38		C-12
	C-46	22302145	B-15	22805436	C-2		C-20
22058531	C-28	22303176	B-11		C-5	35255025	C-34
	C-36	22303184	B-11	22805444	C-2	35260352	C-31
	C-38	22305486	B-15		C-5	35271170	B-25
	C-46	22310288	B-13	22810139	B-22	35272533	B-11
22060278	C-47	22311146	B-26	22833107	B-18	35273408	B-13
22070494	B-30	22339196	C-28	22892632	C-5	35277706	B-8
	C-37	22339691	B-42	22892657	C-2	35278530	B-25
22074843	C-39	22344808	B-18	22997480	B-13	35278571	C-38
22090898	B-30	22347009	C-36	23050180	B-34	35278720	B-16
22104129	C-21		C-37	23189103	B-12	35279025	B-2
22107478	B-30		C-46	23202542	B-12		B-4
22125033	C-25	22347017	C-36	33567218	C-36		B-9
	C-26	22351720	B-18	35085398	B-6		B-11
22127385	B-29	22361828	C-38	35097914	C-41		B-15
	B-32	22374847	B-18		C-43		B-17
	C-37	22403489	B-10	35114545	B-24		B-22
22134118	B-30	22403497	B-12	35116433	C-11		B-23
	B-32	22404289	B-18		C-19		B-24
	C-37	22432967	B-32	35117480	C-41		B-25
22137426	C-29	22436323	B-19		C-43		B-26
22144521	B-4	22437057	B-19	35120005	C-8		B-28
22158554	B-23	22469860	B-6		C-10		B-40
22171680	B-29	22489942	B-32	35124114	C-33		C-8
	C-27	22504591	B-42	35126325	C-12		C-10
	C-29	22505796	B-2		C-20		C-14
	C-36	22530539	B-12	35126358	C-12		C-16
	C-37	22532626	B-13		C-20		C-18
22171698	B-30	22545867	B-12	35130293	B-28		C-30
	C-27	22556138	B-12	35131457	C-49		C-48
	C-29	22584502	B-13	35131465	C-49	35279777	B-23
	C-36	22585707	B-13	35131481	C-49		B-35
	C-37	22602189	B-17	35131499	C-49	35279942	B-23
22181143	B-15	22607519	B-31	35134477	C-11		B-37
	B-36	22607576	B-31		C-19	35282565	B-8
22181150	B-15	22607634	B-31	35140409	B-17	35283464	C-31
	B-36	22607758	B-32	35148030	C-32	35286004	B-20
22186381	B-23	22632442	B-42	35153972	C-42	35286491	B-19
	B-37	22637995	B-45		C-44		B-38
22195820	B-22	22638431	B-3	35192178	C-48	35287721	B-35
22199079	B-29	22651251	C-27	35209048	B-13		B-38
	C-38		C-38	35221662	B-14	35287747	C-21
22204614	B-3	22654164	B-13	35221894	C-40	35288448	B-22
22219711	C-28	22659866	B-12	35221902	C-40		
22219729	C-46			35221910	C-42		
22226617	B-24				C-44		

NUMERICAL INDEX

COMM.NO.	PAGE	COMM.NO.	PAGE	COMM.NO.	PAGE	COMM.NO.	PAGE
35290113	B-4	35315274	B-7	35358662	C-31	35370386	B-29
	C-24		C-2	35360775	B-16		B-35
	C-25		C-4	35360916	C-47		B-38
	C-26		C-5	35361849	B-25		C-37
35291236	C-22	35315407	B-36		C-28	35372457	C-46
35294727	B-23		C-31	35361864	B-6	35372986	B-19
	B-37	35315746	C-14		C-2	35374073	B-26
35294750	B-36	35315944	C-7		C-4	35374867	B-35
35295641	C-22		C-9		C-5		B-38
35295773	B-26	35316215	C-49	35361872	B-6	35375369	B-20
35295807	C-21	35316611	C-13		C-2	35375385	B-12
35295880	B-15		C-15		C-4	35375427	C-7
	B-37		C-17		C-5		C-9
	C-21	35316645	C-33	35361880	B-6	35375591	B-11
35296060	B-13	35322379	B-24	35361898	B-6	35376094	B-4
35296342	B-16		B-36		C-2		C-15
	B-25	35323807	C-21		C-4		C-17
	C-23	35323815	C-22		C-5		C-24
35296748	C-42	35324839	B-24	35363498	B-25		C-49
	C-44		B-35		C-23	35376318	B-21
35298041	C-33	35325166	B-23	35364371	C-44	35376326	B-21
35300771	B-17		B-36	35364389	C-44	35376334	B-21
	C-12	35326578	C-30	35364397	C-42	35376342	B-21
	C-14	35328467	B-10		C-44	35376359	B-21
	C-16	35333236	C-39	35365774	C-22	35376953	C-32
	C-18	35333673	C-13	35366111	C-33	35379094	C-13
	C-20		C-15	35367044	B-9	35379817	B-21
35301373	C-31		C-17		B-33	35379940	B-22
35302314	B-37	35337328	B-42		B-34	35384577	B-25
	B-38	35337435	C-33		B-41		C-23
35304047	B-10	35346337	C-7		C-8	35391101	C-2
35306141	C-47		C-9		C-10		C-4
35307685	C-47	35356252	C-35		C-45		C-5
35315142	B-6	35356302	C-13	35367051	B-9	35391119	C-2
35315183	B-7		C-15		B-33		C-5
	C-2		C-17		B-34	35391127	C-2
	C-4	35356310	C-14		B-41		C-4
	C-5		C-16		C-8		C-5
35315191	B-7		C-18		C-10	35391135	C-2
	C-2	35356328	C-13		C-45		C-4
	C-4		C-15	35367218	C-46		C-5
	C-5		C-17	35369347	B-24	35391168	C-2
35315209	B-7	35356336	C-16		B-29	35391176	C-2
	C-2	35356369	C-13		B-35	35391184	C-3
	C-4		C-15		B-38	35391192	C-3
	C-5		C-17		B-39	35391226	C-3
35315217	B-7	35356377	C-16		C-47	35391234	C-3
	C-2		C-18	35369354	B-35	35391267	C-3
	C-4	35356401	C-13		B-38	35391309	C-3
	C-5		C-15		B-39	35391333	C-3
35315225	B-7		C-17		C-47	35391358	C-3
	C-2	35356484	B-35	35369396	B-38	35391366	C-3
	C-4		B-38	35369503	C-47	35391374	C-3
	C-5		B-39	35370055	C-11	35391382	C-3
35315233	B-7		C-47		C-19	35391390	C-3
		35358050	C-21			35391416	C-3

NUMERICAL INDEX

COMM.NO.	PAGE	COMM.NO.	PAGE	COMM.NO.	PAGE	COMM.NO.	PAGE
35391432	C-6	36503134	C-12	36788081	B-9	36865293	B-43
35391440	C-6	36506442	B-19		B-33	36865756	B-32
35391457	C-6	36508471	B-21		B-34	36867596	C-5
35391481	C-6	36509073	C-49		B-42	36867604	C-5
35391507	C-6	36511623	B-21		C-7	36870608	C-27
35391556	C-6	36523306	B-45		C-9		C-46
35391580	C-6	36531176	B-45		C-45	36877579	B-41
35391598	C-6	36533081	B-45	36788172	B-22	36877793	B-2
35391630	C-2	36726586	C-32	36789261	C-7		B-23
	C-5	36755460	C-41		C-9	36877959	B-12
35391648	C-2		C-43	36791689	B-20	36878064	B-28
	C-5	36757284	C-25	36792828	B-25	36878361	B-26
35391976	C-49	36758647	C-13	36793602	B-43		B-31
35392521	B-5		C-15	36793651	B-31		B-32
35392539	B-5		C-17	36794345	C-49	36878379	B-12
35392547	B-5	36762706	C-40	36794816	B-43		B-32
35392554	B-5	36764553	B-19		B-45	36879195	C-32
35392562	B-5		B-38	36796068	B-4	36879203	B-2
35392570	B-5	36765188	C-40	36796845	B-13		C-24
35392588	B-5	36765196	C-40	36797652	B-16		C-26
35392596	B-5	36765212	C-40		B-26	36879211	C-25
35393651	B-27	36765832	B-22		B-40		C-26
35393669	B-27	36766756	B-24		B-42	36879492	B-2
35393677	B-27		B-35		C-7		B-4
35393685	B-27		B-39		C-9		C-24
35393693	B-27	36766772	B-24	36840437	B-23		C-26
35393701	B-27		B-36		B-36	36880441	B-3
35393719	B-27	36769024	B-12	36841922	C-31	36880458	B-4
35393727	C-6	36769032	B-10	36842839	C-36	36880516	B-14
35506419	B-28		B-14		C-38	36880623	B-3
35512425	B-28	36769289	B-18	36843142	B-39	36880755	B-22
35517176	C-20	36769560	B-14		C-47	36880854	B-2
35579630	B-23	36776219	C-41	36844264	B-28	36880862	B-2
	B-37		C-43		B-31	36880870	B-2
35589746	C-12		C-48	36844520	C-47	36880912	B-26
35592435	B-10	36777399	C-21	36845493	C-23	36880995	B-18
35594076	C-20	36778124	C-32	36846780	C-11	36881076	B-24
35596436	B-32	36780608	C-38		C-19		B-37
	B-38	36782019	B-22	36847838	C-36		C-48
35600287	B-42	36782043	B-16		C-38	36881100	B-25
35604065	B-30	36782167	C-23	36848158	C-4	36881274	C-14
	C-37	36782176	B-14	36852622	C-39		C-16
35605187	B-4	36782464	B-31	36853174	B-9		C-18
35605310	C-14	36783439	B-29		C-7	36881290	C-13
35610500	C-49		B-37		C-9		C-15
35611557	B-21	36783488	B-28	36853257	B-28		C-17
35611615	B-21	36785277	B-24	36853265	B-17	36881399	C-14
35612175	B-21	36785327	B-14		B-28		C-16
35612746	C-49	36787216	C-7	36854149	B-24		C-18
35664934	B-37		C-9		B-36	36881472	B-17
35676169	B-31	36787652	B-2		B-39	36881480	B-14
35825546	C-31	36787968	B-9	36856250	B-26	36881886	B-15
35851377	B-13		B-43		B-31		B-17
36007839	B-18		C-7		B-32		B-22
36007854	B-18		C-9	36859049	B-25		B-42
36385111	B-25			36860005	B-28	36882165	B-2

NUMERICAL INDEX

COMM.NO.	PAGE	COMM.NO.	PAGE	COMM.NO.	PAGE	COMM.NO.	PAGE
36882652	C-26	36897288	C-49	54568779	B-45	54774112	C-28
36882660	C-24	36897296	C-49		B-46		C-36
36882678	B-3	36897353	B-19	54568787	B-46		C-38
36882686	B-3	36897965	B-26	54568795	B-45		C-46
36882934	B-15	36897999	B-26	54568803	B-45	54774146	B-30
36883437	B-43	36920858	B-17	54593967	C-30	54828979	B-44
36883452	B-43	36921377	B-24	54602719	B-40	90671242	C-40
36883510	B-2		B-35	54604921	B-45	92368687	B-14
36883718	B-44	36921930	C-32	54604962	B-46		B-17
36883742	B-44	36922813	C-23	54604970	B-45		B-41
36883866	B-16	37001252	C-14	54625207	B-45		C-7
36883874	B-16		C-16	54625942	B-23		C-9
36884096	B-17		C-18	54627799	B-23		C-14
36884120	C-22	37140365	C-7	54629902	B-45		C-16
36884245	B-25		C-9	54629977	C-21		C-18
36884500	B-16	39101449	B-20	54631775	B-40		C-30
36884716	B-3	39127287	C-27	54631783	B-40		C-42
36885085	B-42		C-38	54675749	C-11		C-44
36885093	B-38	39179072	C-25	54675756	C-19	95022307	B-22
36886364	C-24		C-26	54698089	B-44	95022331	B-20
36886752	B-38	39404165	B-38	54698097	B-44	95023107	B-21
36886992	B-38	39588413	B-20	54698105	B-44	95072971	C-40
36888055	B-11	42579417	B-18	54712807	B-15	95094306	B-20
36888709	B-4	54368048	C-28	54712815	B-14	95163473	C-33
36889509	B-43		C-36	54721212	B-29	95219770	B-24
36889558	B-43		C-38		B-41		B-36
36889996	C-48		C-46	54721220	B-30	95219861	C-41
36890028	B-16	54389887	B-44	54721238	B-40		C-43
36891596	C-23	54411640	B-22	54724117	B-42	95220604	B-18
36891976	C-49	54411665	B-22	54724125	B-44	95220844	C-22
36892479	C-22		B-36	54726468	B-9		C-30
36892669	C-47	54414677	B-22		B-33	95232115	B-19
36893196	B-9	54429295	B-10		B-34	95257333	B-21
	B-33	54429303	B-11		B-42	95280541	B-20
36893345	C-7	54439062	B-11		C-8		B-21
	C-9	54445176	B-17		C-10		B-23
	C-45	54454756	B-46	54727799	B-37	95286530	C-41
36893634	B-9	54473517	B-41	54729132	B-41		C-43
	B-40	54473525	B-40	54729140	B-40	95287629	C-31
	C-8		C-8		C-8	95339552	C-22
	C-10		C-10		C-10	95358297	C-40
36894194	B-40	54482500	B-30	54729181	B-41	95641734	B-20
36894608	B-9	54482518	B-41	54729199	B-30	95667341	B-37
	B-41	54529086	B-3	54729611	B-15		B-39
	C-8	54529243	B-17	54729629	B-14	95916532	C-28
	C-10	54529250	B-14	54749163	B-46	95923074	B-10
36894616	B-9	54529284	B-3	54749601	B-29	95923298	B-16
	B-41	54529292	B-3		C-27		B-28
	C-7	54529334	B-43		C-29	95923314	B-24
	C-9	54529342	B-16		C-36		C-48
36895282	C-8	54529375	B-43		C-37	95923322	B-13
	C-10	54529417	B-43	54774096	C-28	95923348	B-5
36895860	C-45	54529433	B-40		C-36		C-14
36896892	B-24	54541263	C-30		C-37		C-16
	B-36	54568753	B-46		C-46		C-18
	B-39	54568761	B-46				

NUMERICAL INDEX

COMM.NO.	PAGE	COMM.NO.	PAGE	COMM.NO.	PAGE	COMM.NO.	PAGE
95928040C-21	95953758C-48				
C-40	95954293B-37				
95928172C-42	B-39				
C-44	95956199C-36				
95928198C-42	C-38				
C-44	96701461B-10				
95928222C-40	96701750B-4				
95928230B-15	C-13				
95928248C-41	C-15				
95928321C-42	C-17				
C-43	C-24				
95928867C-12	C-49				
C-20	96702048B-26				
95929006C-12	96702055B-14				
C-20	B-17				
95929782B-13	96702444C-22				
95930319B-37	96702659B-22				
95934584C-40	C-11				
95934816B-16	C-19				
95934899B-4	C-41				
95934998B-12	C-43				
B-15	96702816B-10				
C-11	96703012B-19				
C-19	96704309C-11				
95935029B-10	C-19				
B-14	96704630B-4				
B-16	C-24				
95935037B-18	C-25				
95935169C-13	C-26				
C-15	96708037B-20				
C-18	96708060B-19				
95935227B-13	96708144B-21				
95935599B-29	96718978B-22				
C-37	96719869B-13				
95937413C-40	96726435B-12				
95938601C-30	96735543C-11				
95938965B-19	C-19				
95940748B-39	96735550C-11				
C-47	C-19				
95941373C-34	96739958B-11				
C-35	96740375B-19				
95944542B-24	96740782B-10				
B-36	96747142B-6				
95944625C-31	C-2				
95944666B-35	C-4				
95944690C-31	C-5				
95944708B-23						
B-36						
95946532B-25						
95947149C-21						
C-41						
C-43						
95953378B-24						
B-35						
95953600C-34						
C-35						

NUMERICAL INDEX

COMM.NO.	PAGE	COMM.NO.	PAGE	COMM.NO.	PAGE	COMM.NO.	PAGE
----------	------	----------	------	----------	------	----------	------

WORD INDEX

CPN

15" TIRE and WHEEL B-8
2" BALL COUPLER OPTION C-49
2-PART DRAWBAR WARNING B-45
3-PART DANGER/WARNING B-45

A

ACTUATOR
HYDRAULIC BRAKE C-13, C-15, C-17
ADAPTER
1 1/4 B-24
1/8 NPT X 1/4 JIC C-31
-16JIC TO -12JIC C-21
FUEL TANK C-23
OIL SCAVANGE B-23, B-37
SWITCH C-38
ADAPTOR
9/16 X 1/4 NPT B-37
AIR and OIL PIPING B-35, B-36, B-37, B-38
AIR and OIL PIPING OPTIONS B-39
AIR CLEANER ASSEMBLY B-27
AIR END B-18
AIR END ASSEMBLY B-19, B-20
AIR END COMPLETE B-18
AIR INTAKE FILTERS and RELAYS B-26
AIR SERVICE COMPLETE B-24
ALTERNATOR B-31
ANGLE B-28
ROOF TIE B-2
ARRESTOR
SPARK C-49
AXLE C-4, C-5
AXLE, ELECTRIC BRAKE C-2

B

BAFFLE
COOLER STREET SIDE B-15
COOLER TOP B-17
COOLER TOP CRBSD B-14
BAIL
CURB SIDE LIFT B-2
STREET SIDE LIFT B-2
BALL B-21, B-22
RETARD C-40
BATTERY B-28, B-31
BATTERY GAS WARNING B-46
BEARING
BALL B-20
HOSE REEL C-40
ROD END B-10
BODY
AIR CLEANER B-27
BOLT
CASTER WHEEL 1/2-13 X 3.18" B-5

BRACKET

AIR CLEANER B-26
AIR CYLINDER MOUNTING B-10
BRAKE LEVER C-11, C-19
BYPASS VALVE B-22
DROPLEG C-32
FRT CRBSD ENGINE MOUNTING B-11
FRT STSD ENGINE MOUNTING B-11
HEATER C-30
HOSE MOUNTING C-14, C-16, C-18
HOSE REEL LOCK C-42, C-44
MUFFLER B-13
RAD/OIL COOLER B-14
REAR CRBSD ENGINE MOUNTING B-11
REAR STSD ENGINE MOUNTING B-11
RELAY B-2
SEP INDICATOR MOUNTING C-31
SERVICE PIPE B-24, C-48
SOLENOID VALVE C-47
THROTTLE LEVER B-12

BRAKE ASM.

LH ELECTRIC C-2
LH HYDRAULIC C-5
RH ELECTRIC C-2
RH HYDRAULIC C-5
BRAKE SHOE KIT C-3, C-6
BRAKE SPRING KIT C-6
BRAKES ... C-7, C-8, C-9, C-10, C-11, C-12, C-13,
C-14, C-15, C-16, C-17, C-18, C-19, C-20
RUNNING GEAR w/ C-11

BULB

INCANDESCENT 12 V C-39

BULKHEAD

FITTING C-21

BUMPER C-32

RUBBER B-43

BUSHING

REDUCING C-30, C-47
REDUCING 1/2 NPT X 1/4 NPT C-31
REDUCING 3/8 NPT X 1/4 NPT B-39

C

CABLE

NEGATIVE BATTERY B-28
POSITIVE BATTERY B-28

CABLE ASM.

108" BRAKE C-12
117" BRAKE C-20
78" BRAKE C-12, C-20

CAP

EZ LUBE RUBBER C-2, C-4, C-5
FUEL TANK B-25
HOSE LOCK C-42, C-44
RADIATOR B-14
RAIN C-49
REAR END (SPECIAL PAINT) C-8, C-10
REAR END (STD PAINT) C-8, C-10
SPRING B-21

WORD INDEX

- CASTER WHEELB-5
- CHAIN and HOOK ASSEMBLYB-4
- CHANNEL
 - PINTEL MOUNTINGC-25
- CLAMP
 - 1/2 SUPPORTC-8, C-10
 - 1/2" SUPPORTB-28
 - 1/4B-9
 - 1/4 SUPPORTC-7, C-9
 - 3/8B-9
 - 3/8 SUPPORTC-7, C-9
 - 5/8B-9
- CABLEC-12, C-20
- EXHAUST SEALB-13
- HOSEB-14, B-16, C-13, C-30
- HOSE 9/16C-22
- MUFFLERB-13
- RUBBER COATEDC-11, C-12, C-19, C-20
- SADDLEC-48
- SADDLE 1 5/8B-24
- SADDLE 2 1/2"B-13
- SUPPORTC-14, C-16, C-18
- T 2.25"B-26
- T 3.62"B-26
- U-BOLT 3/8-16B-13
- WORM GEARB-25, C-23
- CLEANER ASM.
 - AIRB-26
- CLIP
 - HOSEC-15, C-17
 - RETAININGB-27
 - XMAS TREEB-44
- COIL
 - PLASTICC-22
- CONE
 - INNER BEARINGB-6, B-7, C-2, C-4, C-5
 - OUTTER BEARINGC-2, C-4, C-5
- CONNECTOR
 - 1 1/16-12B-15
 - 1/4 FEMALEC-47
 - 1/4 MALEC-47
 - MALE 1/4 NPT X 3/8 TUBE ... B-24, B-29, C-47
 - SAE 1.06-12JICC-21
 - STRAIGHTB-37
 - STREETB-35, B-38, B-39
 - STREET 1-1/4-12B-36
- COOLER
 - OILB-15
- COOLING COMPLETEB-14, B-15
- COUPLER ASM.
 - 2" BALLC-49
- COUPLING
 - 1/8 NPTB-37
 - 1/8 NPT X 3/4B-29
 - DRIVEB-18
 - STD 1/8 NPT X .75"C-37
- COVER
 - AIR CLEANER B-27
 - BEARINGB-19, C-40
 - COOLER ACCESSB-42, B-43
 - FLEXABLE ACCESS B-3
 - FUEL SENDER B-25
 - INLET B-21
 - SEAL B-20
- CROSS
 - 1/4 NPTB-37, B-39
- CROSSMEMBER
 - ENDCAP B-40
 - LIFT BAIL B-2
- CUP
 - GREASE B-7
 - INNER BEARINGB-6, B-7, C-2, C-4, C-5
 - OUTTER BEARING C-2, C-4, C-5
- CYLINDER
 - LH BRAKE C-6
 - PNEUMATIC B-10
 - RH BRAKE C-6
- D**
- DECAL
 - CENTRAL DRAIN C-21
 - FUEL OPTION C-28
 - OPTION WIRING C-27, C-29, C-36, C-38
 - WW INSTRUMENT PANEL .. B-30, C-27, C-29, C-36, C-37
- DECAL LOCATIONB-45, B-46
- DECAL PUSH AFTER WARM UP B-30
- DIESEL FUEL B-45
- DIODE B-31
- DOOR B-43
 - INSTRUMENT PANEL B-30
 - RADIATOR ACCESS B-16
- DOOR KEY LOCK OPTION C-49
- DRAIN C-23
- DRAINS C-21, C-22
- DRAWBARB-4, C-24, C-25, C-26
 - EXTENDED C-25, C-26
- DROPLEG C-32
- DROPLEG, BUMPER w/ REAR C-32

WORD INDEX

E

ELBOW

1 1/4 NPT	B-24
1/4 NPT X -4 JIC	C-31
1/8 NPT X 3/8 TUBE	C-37
45 X 1 1/16-12 X -12JIC	B-37
45°	B-23
90 X 1 7/8-12	B-35
90 X 1/4 NPT X 3/8 TUBE	B-35, B-38, B-39
90 X 1/8 NPT X 3/8 TUBE	B-35, B-38
90 X 1-1/16-12	B-36
90 X 1-1/4 NPT	B-35
90 X 1-5/8-12	B-35
90 X 1-7/8-12	B-38
90 X 7/8-14	B-38
90° X 1 5/8-12	B-23
90o	C-41, C-43
90o M22 X -10JIC	C-21
EXHAUST	C-49
JIC TUBE	C-41, C-43
LONG 90	B-38
MALE 1/4 NPT X 3/8 TUBE	C-47
MALE 1/8 NPT X 3/8 TUBE	B-29
SIGHT TUBE	B-23, B-37
STREET 1/4 NPT	B-35
STREET 1/8 NPT X 45o	C-36, C-38
STREET 3/4 NPT X 45o	C-42, C-44
STREET 3/4" X 90o	C-42, C-44
SWIVEL NUT -4 JIC	C-31

ELEMENT

125° - 145° F	B-22
150° - 170° F	B-22
5 MICRON FUEL FILTER	B-12
DRIVE COUPLING	B-18
FILTER	B-19
OIL FILTER	B-12
PRIMARY	B-27
SAFETY	B-27
SEPARATOR	B-23

ENCLOSURE COMPLETE

B-40, B-41, B-42, B-43	
------------------------	--

ENDCAP

FRONT	B-41
REAR	B-40

ENGINE

4024T JD	B-12
4024TF JD	B-12
4024TF2 JD	B-12

ENGINE and MOUNTS

B-10, B-11, B-12	
------------------	--

ENGINE EXHAUST

B-13	
------	--

EXHAUST RAIN CAP

C-49	
------	--

F

FAN

B-12	
------	--

FAN SHROUD

B-16, B-17	
------------	--

FENDER

B-41	
------	--

FILTER

FUEL	C-23
------	------

FITTING

1/8" LUBE	C-40
-8JIC HOSE	C-22

FOAM INSULATION COMPLETE

B-44	
------	--

FRAME

B-3	
-----	--

WW INSTRUMENT PANEL

B-29, C-27, C-29, C-36, C-37	
------------------------------	--

FRAME and LIFTING BAIL

B-2, B-3	
----------	--

FUEL TANK COMPLETE

B-25	
------	--

FUEL TANK STRAINER

C-49	
------	--

FUSE

15A	B-31
-----	------

20 AMP	C-33
--------	------

25A	B-31
-----	------

FUSEHOLDER

C-33	
------	--

G

GASKET

FUEL CAP	B-25
----------	------

FUEL SENDER	B-25, C-28
-------------	------------

GAUGE

C-27, C-28, C-29	
------------------	--

150 PSI PRESSURE	C-37
------------------	------

4 in 1	C-37
--------	------

4-in-1	C-27, C-46
--------	------------

FUEL	C-28
------	------

FUEL LEVEL	C-36, C-37, C-46
------------	------------------

PRESSURE 150 PSI	B-30
------------------	------

TACHOMETER	C-29
------------	------

GEAR

DRIVE	B-5
-------	-----

GLOW PLUG

B-31	
------	--

GROMET

B-43	
------	--

GROMMET

CLEARANCE LIGHT	B-9, B-40, C-8, C-10
-----------------	----------------------

SCREW	B-42
-------	------

TAIL LIGHT	B-9, C-7, C-9
------------	---------------

GUARD

BATTERY	B-3
---------	-----

FAN	B-17
-----	------

OIL COOLER	B-17
------------	------

RADIATOR HOSE	B-3
---------------	-----

TOOL BOX	B-2
----------	-----

H

HANDLE ASM.

B-5	
-----	--

HARNESS

2-LIGHT	B-9
---------	-----

6 CNDC T CABLE	C-7, C-9
----------------	----------

AIR FILTER RESTRICTION	C-36, C-38
------------------------	------------

ELECTRIC BRAKE	C-8, C-10
----------------	-----------

ENGINE CONTROL	B-32
----------------	------

FUEL GAUGE	C-28
------------	------

LIGHT	B-33, B-34, C-45
-------	------------------

OPTION WIRING	C-27, C-29, C-36, C-38, C-46
---------------	------------------------------

PANEL LIGHT	C-39
-------------	------

TAIL LIGHT	C-7, C-9
------------	----------

HEATER, BLOCK

C-30	
------	--

WORD INDEX

HIGH PRESSURE WARNING	B-45	KIT	
HINGE		HUB	B-6
CONTROL PANEL SPRING	B-30	KNOB ASM.	C-37
DOOR	B-43	KNOB SWITCH ASSEMBLY	B-30, B-32
HOSE		L	
.31 FUEL	C-23	LAMP	
-12JIC X 68"	C-21	28V	C-29
-4 JIC X 24"	C-31	LAMP ASM.	B-42
-4JIC X 19"	C-31	MINATURE	C-39
5/16" FUEL	B-25	LAMP, PANEL ILLUMINATION	C-39
AIREND INTAKE	B-26	LATCH	
BRAKE 3/16 X 12	C-15, C-17	PLASTIC ENDCAP	B-41
BRAKE 3/16 X 13	C-15, C-17	SLAM DOOR	B-43
BRAKE 3/16 X 24"	C-14, C-16, C-18	LEVER	
BRAKE 3/16 X 40	C-13, C-15, C-17	PARKING BRAKE	C-3, C-11, C-19
BRAKE 3/16 X 50"	C-14, C-16, C-18	LEVER & PIN	
BRAKE 3/8 X 12	C-13	LH PARKING	C-6
BRAKE 3/8 X 13	C-13	RH PARKING	C-6
ENGINE INTAKE	B-26	LEVER KIT	
HEATER	C-30	LH ACTUATING	C-3
RADIATOR LOWER	B-15	RH ACTUATING	C-3
RADIATOR TOP	B-15	LIGHT	
HOSE 5/16	B-16	AMBER CLEARANCE	B-9
HOSE ASM.	B-35, B-36, B-38	AMBER FLASHNG	C-33
-12JIC X 24"	C-21	AMBER SIDE	B-33, B-34, C-45
DISCHARGE	B-38	COMBO TAIL	B-9
HOSE REEL	C-40	LICENSE	B-9, B-33, B-34, B-42, C-8, C-10, C-45
HOT PRESSURIZED FLUID WARNING	B-46	RED CLEARANCE	B-9, B-41, C-8, C-10
HOURMETER		RED SIDE	B-33, B-34, C-45
ELEC/MECH	B-29, B-32	STOP / TAIL	B-33, B-34, C-45
HOUSING		TAIL	C-7, C-9
O T B V	B-22	YELLOW CLEARANCE	B-41, C-8, C-10
HUB	B-6	LIGHT, REVOLVING AMBER	C-33
COUPLING	B-18	LIGHTS	
HUB & DRUM with STUDS	C-2, C-5	DIAGNOSTIC	C-36
HUB with STUDS & BEARING CUPS	C-4	LIP	C-49
I		LOCK	
IMPROPER OPERATION	B-46	COUPLING HOSE	C-42, C-44
INDICATOR		LUBRICATOR	
RESTRICTION	C-49	1 QT.	C-34
SEPARATOR ELEMENT	C-31	2 QT.	C-35
INDICATOR, SEPARATOR DELTA P	C-31	LUNETTE	
INSTRUMENT PANEL ASSEMBLY	B-29, B-30	ADJUSTABLE HEIGHT	C-24, C-26
ISOLATOR		M	
FRONT	B-11	MAGNET KIT	C-3
REAR	B-11	MANIFOLD	
J		HOSE REEL	C-41, C-43
JACK ASSEMBLY	B-4, B-5	MECH. AIR FILTER RESTRICTION IND.	C-49
J-BOLT	B-28	METER	
K		ELECT/MECH HOUR	C-37
KEY	C-49	MISCELLANEOUS OPTIONS	C-49
M8 X 10 X 60	B-18	MODULE	
KEY LOCK CYLINDER	C-49	2 LIGHT DIAGNOSTIC	C-46
		2 LIGHT WARNING	C-28, C-36, C-38
		4 LIGHT DIAGNOSTIC	C-36, C-37, C-46

WORD INDEX

MUFFLERB-13
 .062 ORIFICEB-36
 ORIFICE 0.140B-35, B-39

N

NET

HEX M08C-19

NIPPLE

1.25 X 7"B-36
 1/4 NPT X .88'B-39
 1/4 NPT X 7/8"B-37
 1-1/4 X 2C-34, C-35
 1-1/4 X 4.5"C-48
 CLOSE 3/4C-21
 LONG 1.25 X 7"B-24

NO ETHERB-46

NOZZLE

.395 SONIC ORIFICEB-24
 SONICB-35

NUT

BRAKE MOUNT HEXC-2, C-5
 HEX 5/16-18B-13
 HEX FLANGE M08-1.25 . B-15, B-17, B-22, B-42
 HEX FLANGE M12-1.75B-2
 HEX FLANGE M16C-25, C-26
 HEX JAM 5/16-24B-10
 HEX LOCK 1/4-20B-16
 HEX LOCK 3/8-16B-13
 HEX LOCK 5/16-18B-24, C-48
 HEX LOCK M06B-14
 HEX LOCKING M06-1.0B-10
 HEX M08-1.25C-11
 HEX M10C-19
 HEX M10-1.5C-11
 HEX M10-1.50C-32
 HEX M16C-13, C-15, C-17, C-24
 HEX M16-2.0B-4, C-49
 HEX NYLOC 1/2-13B-5
 HEX NYLOC M08B-25
 HEX NYLOC M12X1.75B-10
 HEX NYLOC M16-2.0B-4
 HXE FLANGE M12C-24, C-26
 LOCK 1/4-20B-28
 LOCKING 5/16-18C-12, C-20
 LOOP HANDLEC-49
 NYLOC 1/2-13C-14, C-16, C-18
 NYLOC M16C-24, C-25, C-26
 PLASTIC #4-40B-29, C-37
 SPINDLEB-7, C-2, C-4, C-5
 WHEELB-7, C-2, C-4, C-5

O

OIL FILLB-45
 OIL TEMPERATURE BY-PASS VALVEB-22
 OIL TEMPERATURE BY-PASS VAVLEB-22
 OILER, 1 QUART HOSE REELC-34
 OILER, 2 QUART HOSE REELC-35

OPERATING INSTRUCTIONS B-46
 ORIFICE
 .062 MUFFLER B-24
 .140 MUFFLER B-24
 OIL B-22

P

PAN

CENTER BELLY B-3
 CENTER BELLY GALVANNEAL B-3
 CURB SIDE BELLY B-3
 CURB SIDE BELLY GALVANNEAL B-3
 STREET SIDE BELLY B-3
 STREET SIDE BELLY GALVANNEAL B-3

PANEL

ACCESS DOOR ACOUSTIC B-44
 BOTTOM REAR END ACOUSTIC B-44
 FRONT ROOF ACOUSTIC B-44
 INSTRUMENT . . .B-29, C-27, C-29, C-36, C-37
 REAR END ACOUSTIC B-44
 REAR ROOF ACOUSTIC B-44
 SIDE B-40
 SIDE DOOR ACOUSTIC B-44

PANEL, FULL DIAGNOSTICS INSTRUMENT w/
 ELECTRIC AFRI C-36

PANEL, FULL GAUGE INSTRUMENTwo/ START-
 RUN VALVE C-37, C-38

Parts Ordering A-1

PIN

CLEVIS .31 X .75 C-11, C-19
 COTTERB-7, C-2, C-4, C-5
 COTTER .09 C-12, C-20
 QUICK RELEASE B-16
 ROLL B-5
 SHOE HOLD DOWN C-3

PINTLE EYE B-4

PIPE

EXHAUST TAIL B-13
 TURBO-MUFFLER B-13

PISTON B-21

PLATE

BAIL EYE B-2

PLATE AS.

BACKING C-6

PLATE ASM.

LH BACKING C-3
 RH BACKING C-3

WORD INDEX

PLUG

1 5/8B-23
ADJUSTING SCREWC-3
ADJUSTING SLOTC-6
CAPB-27
EZ LUBE RUBBERC-2, C-4, C-5
HEX 1.06-12B-20, B-21, B-23
HEX 7/16B-19
HEX COUNTER SINKC-21
HEX COUNTERSINK 1-1/4"C-41
HEX COUNTERSINK 3/4"C-41, C-43
HEX CTRSK 1/4 NPTB-15
SOC HD 3/4B-20
VENTED 1.62B-37
PLUNGER PIN KITB-5

R

RADIATORB-14
RADIATOR FILLB-46
REDUCER
TUBEC-22
REEL ASM.
HOSEC-41, C-43
REEL ASM., HOSEC-40
REEL, DOUBLE HOSEC-43, C-44
REEL, SINGLE HOSEC-41, C-42
REFLECTOR
AMBERB-9, B-41, C-7, C-9
REDB-9, B-41, C-8, C-10
RELAYB-26, B-31, B-32, C-28, C-46
FUEL SHUTDOWNC-36, C-38
RESERVIOR
OVERFLOWB-16
RIVET
3/16 X 1/8B-43
3/16" ALUMINUMB-29, B-30, B-41
ROOFB-42
ROTATING FAN WARNINGB-45, B-46
RUNNING GEAR
EZ-LUBEB-6, C-2, C-5
RUNNING GEAR COMPLETEB-6, B-7
RUNNING GEAR w/ BRAKESC-19

S

SCHEMATIC, 4 LIGHT WIRINGC-45
SCHEMATIC, OPTION WIRINGC-46

SCREW

HEX M16-2.0 X 40B-12
11/32" HI-LOB-40
BRAKE MOUNTC-2, C-5
FILLISTER HD #10-32 X 1/2C-28
FLANGE LOCK M08-1.25 X 16B-20
HEX #10-32 X 1.25"C-33
HEX #10-32 X 1/2"B-25
HEX 1/2-13 X 4C-13, C-15, C-18
HEX 1/4-20 X 1.0"B-16
HEX 3/8-16 X 1.50"C-40
HEX 5/16-18 X 1C-12, C-20
HEX 5/16-18 X 1 1/4"B-13
HEX FLANG HD M16 X 30C-2, C-4, C-5
HEX FLANGE HD M12B-23
HEX FLANGE M10-1.5 X 30B-18
HEX FLANGE M12-1.75 X 20B-13
HEX FLANGE M12-1.75 X 25 ... B-2, B-4, C-24,
C-26
HEX FLANGE M12-1.75 X 30B-11
HEX FLANGE M12-1.75 X 40B-2
HEX M06-1.0 X 25B-10
HEX M06-1.0 X 55B-14
HEX M06-1.0 X X20B-12
HEX M08-1.25 X 100B-12
HEX M08-1.25 X 16B-10, B-26
HEX M08-1.25 X 20B-13, B-14
HEX M08-1.25 X 25 ... B-22, C-11, C-19, C-41,
C-43
HEX M08-1.25 X 80B-22
HEX M10-1.5 X 35C-11, C-19
HEX M10-1.50 X 20C-32
HEX M12-1.75 X 35B-11
HEX M12-1.75 X 40C-22
HEX M12-1.75 X 70B-11
HEX M12-1.75 X 80B-10
HEX M16 X 200C-13, C-15, C-17
HEX M16-2.0 X 12C-24
HEX M16-2.0 X 120B-4, C-49
HEX M16-2.0 X 30B-6, B-11
HEX M16-2.0 X 50C-25, C-26
HEX M16-2.0 X 75B-4, C-24, C-25, C-26
HEX SOC M08-1.25 X 12B-18
HEX TAPPING M06-1.0 X 12B-2
HEX TAPPING M08-1.25 X 20 ... B-2, B-4, B-9,

WORD INDEX

B-11			
PAN HD #8-32 X 0.6	C-37	
PAN HD M06-1.0 X 16	B-30	
SOC HD M06-1.0 X 20	B-19	
SOC HD M08-1.25 X 16	B-20	
SOC HD M08-1.25 X 25	B-19	
SOC HD M08-1.25 X 45	B-19	
SOC HD M10-1.50 X 25	B-21	
SOCKET HEAD 3/8-16 X 3/4"	B-18	
TAPPING 1/2-13 X 1"	C-32	
TAPPING 1/4-10 X .75"	B-42	
TAPPING 38-16 X 3/4"	B-28	
TAPPING M06-1.0 X 12	.B-16, B-26, B-40, B-42,		
	C-7, C-9, C-30		
TAPPING M06-1.0 X 14	. B-14, B-17, B-41, C-7,		
	C-9, C-14, C-16, C-18, C-42, C-44		
TAPPING M06-1.0 X 20	B-17, C-12, C-14, C-16,		
	C-18, C-20		
TAPPING M08-1.25 X 20	B-15, B-17, B-22, B-23,		
	B-24, B-25, B-26, B-28, B-40, C-8, C-10, C-14,		
	C-16, C-18, C-30, C-48		
TAPPING M08-1.25 X 40	B-25	
TAPPING PAN HD #8-32 X 5/8	B-30	
SCREW ASM.			
ADJUSTING	C-3, C-6	
SEAL			
EZ LUBE GREASE	C-2, C-4, C-5	
GREASE	B-6	
U-TYPE VITON	B-22	
SENDER			
DISCHARGE TEMPERATURE	C-27, C-38	
ENGINE TEMPERATURE	C-36, C-38	
FUEL LEVEL	C-28, C-36, C-38, C-46	
OIL PRESSURE	C-27, C-38	
PRESSURE	C-46	
TEMPERATURE	C-46	
SENDER / SWITCH	C-27	
SEPARATOR TANK COMPLETE	B-23	
SERIAL NUMBER PLATE	B-45	
SHAFT			
BEARING	C-40	
SHOE	C-3, C-6	
SHROUD			
FAN	B-17	
SOLENOID			
12 VDC	C-47	
FUEL	B-32	
SPACER			
FAN	B-12	
HYDRAULIC DRAWBAR	C-13, C-15, C-17	
NYLON	B-16	
SPARK ARRESTOR	C-49	
SPRING			
ADJUSTER	C-3	
GAS	B-42	
RETRACTOR	C-3	
SHOE HOLD DOWN	C-3	
STARTER	B-31	
STEM	B-21	
VALVE	B-8	
STIFFNER			
PLASTIC ENDCAP	B-40	
STOP			
DOOR	B-43	
STRAINER			
FUEL TANK	C-49	
STRAP			
GROUND	B-28	
HOLD DOWN EXTERIOR	B-25	
HOLD DOWN INTERIOR	B-25	
WATER BOTTLE HOLDDOWN	B-16	
STRIP			
FOAM	B-17	
SEAL	B-17	
STUD	C-2, C-4, C-5	
BALL M08	B-42	
WHEEL	B-6	
SUPPORT			
CENTRAL DRAIN	C-22	
HYDRAULIC ACTUATOR	... C-13, C-15, C-17		
WATER BOTTLE	B-16	
SWITCH			
ADAPTER	B-29	
AIR END HIGH AIR TEMPERATURE	B-32	
DISCHARGE AIR TEMPERATURE	B-32	
ENGINE OIL PRESSURE	B-32	
HIGH ENGINE TEMPERATURE	B-32	
IGNITION	C-37	
PRESSURE 12PSI	B-12	
ROCKER	C-47	
SHUT DOWN	B-38	
START	B-29, B-32	
TOGGLE	C-33	
VACUUM	C-36, C-38	
SWITHC			
BREAKAWAY	C-7, C-9	
T			
TACHOMETER	C-37, C-46	
TAIL LIGHT and BRAKE WIRING	B-9	
TAIL LIGHT WIRING DIAGRAM	B-33, B-34	
TANK			
FUEL	B-25, C-23	
HEATER	C-30	
SEPARATOR	B-23	
TEE			
1/4 NPT X 3/8 TUBE	C-47	
1/8 NPT	B-38	
1/8 NPT STREET	C-38	
1/8 STREET	C-27	
3/16 INVERTED	C-13, C-15, C-17	
STREET	B-36	
STREET 1/2 NPT	B-23, C-31	
STREET 1/4 NPT	B-24, C-31	
SWIVEL NUT -16JIC	C-22	

WORD INDEX

TERMINAL	
LUG	C-7, C-9
SNAP	C-7, C-9
SPLICE	C-7, C-9
TIRE	
ST205/75D15	B-8
TOW CHAINS NOTICE	B-45
TRAY	
BATTERY	B-28
TUBE	
BOTTOM OIL	B-15
JACK MOUNTING	B-4
SERVICE	B-24, B-35, B-39
SIGHT	B-37
SIGHT GAUGE	B-23
TOP OIL	B-15
TUBE ASM.	B-38
BOTTOM COOLER	B-36
OIL INJECTION	B-19
TOP COOLER	B-36
TUBING	B-35, B-38, B-39
3/16 X 18.88"	C-14, C-16, C-18
3/8 SYN FLEX	C-47
U	
UNION	
1-1/4 NPT	C-34, C-35
UNION. 3/16	C-16
UNLOADER ASSEMBLY	B-21
V	
V. I. N.	B-45
V. I. N. OVERLAY	B-45
VALVE	
2-WAY	B-37
2-WAY START / RUN	B-29
BALL	B-24, B-35
BALL 3/4 T-HANDLE	C-21
BLOWDOWN	B-24, B-36
BYPASS	B-36
CHECK	B-23
CHECK .078	B-38
DRAIN	B-14, C-23
DUST EJECTOR	B-27
GLOBE	C-40
MINIMUM PRESSURE CHECK	C-41, C-43
ORIFICE / CHECK	B-36
OSHA CHECK	C-42, C-44
PRESSURE REGULATOR 100 PSI .	B-24, B-36,
B-39	
PRESSURE REGULATOR 200 PSI .	B-24, B-36,
B-39	
SAFETY	B-23, B-36
SOLENOID 24V	B-39
UNLOADER	B-21
WYE	B-24, B-37, C-48
VALVE, ELECTRIC START-RUN	C-47
VALVE, MINIMUM PRESSURE	C-48
VLAVE	
MINIMUM PRESSURE	C-48
W	
WASHER	
3/8 FLAT	C-11
3/8" LOCK	C-40
FLAT	B-4, B-10, B-18
FLAT 1/4	B-14, B-16
FLAT 3/8	B-15, C-19
FLAT 3/8 X 7/8	B-12
FLAT 7/8"	C-42, C-43
PLASTIC	B-17, B-28
SNUBBER	B-10
SPINDLE	B-7, C-2, C-4, C-5
TANG	C-2, C-5
WHEEL	
15 X 6	B-8
WIRE	
14 AWG	C-33
14 AWG BROWN	C-47
14 AWG ORANGE	C-47
14 GA BLACK	C-8, C-10
WIRING DIAGRAM	B-31, B-32, B-45
WSHER	
FLAT	B-20
Y	
YOKE	
CASTER WHEEL	B-5



Doosan Infracore
Portable Power



Doosan Infracore Portable Power
P.O. Box 868 - 501 Sanford Ave
Mocksville, N.C. 27028
www.doosanportablepower.com