R3000

SCHEMA ELECTRIQUE
ELECTRICAL DRAWING
ESQUEMA ELECTRICO
ESQUEMA ELECTRICO

IND.	OBJET / SUBJECT / OBJECTO	DATE	VISA DESSINE	DATE	VISA APPROUVE
D	Ajout 26/1A-26/2A-26/3A-26/4A-26/5A-26/6A-26/7A-26/8A-26/9A-26/10A-19.1A-31A Modif CBB-CB12B-08D-2/7A-6/3B-6/4B-4B-4/1D-4/2C-4/3C-4/4C-10/1D-10/2D-10/3D Suppression FOLIOS -25A	02/05/01	BERGOT Gilles	02/05/01	BERGOT Gilles
C	Ajout 02/8B-03/1B-03/2B-05/5B-06/3A-06/4B-21/01B-22B-23A-24A-25A Modif 01/1B-04/1C-04/2B-04/3B-04/4B-05/2B-05/3B-05/4B-06/2B-07B-08C 09C-10/1C-10/2C-10/3C-11/1B-12/2B-13/1B-13/3B-14/2B-16C-17B-18B Suppression FOLIOS -B-03A-11/2A-13/2A	19/10/00	BERGOT Gilles	19/10/00	BERGOT Gilles
B	Modif 03-04.1-5.4-8-10.1-10.2-10.3-20.1-20.2	07/07/00	BERGOT Gilles	07/07/00	BERGOT Gilles
A	1° EMISSION / FIRST ISSUE / 1°EMISION /1° EMISSAO ..	11/05/00	BERGOT Gilles	11/05/00	BERGOT Gilles

R3000

IND. D FOLIO 00

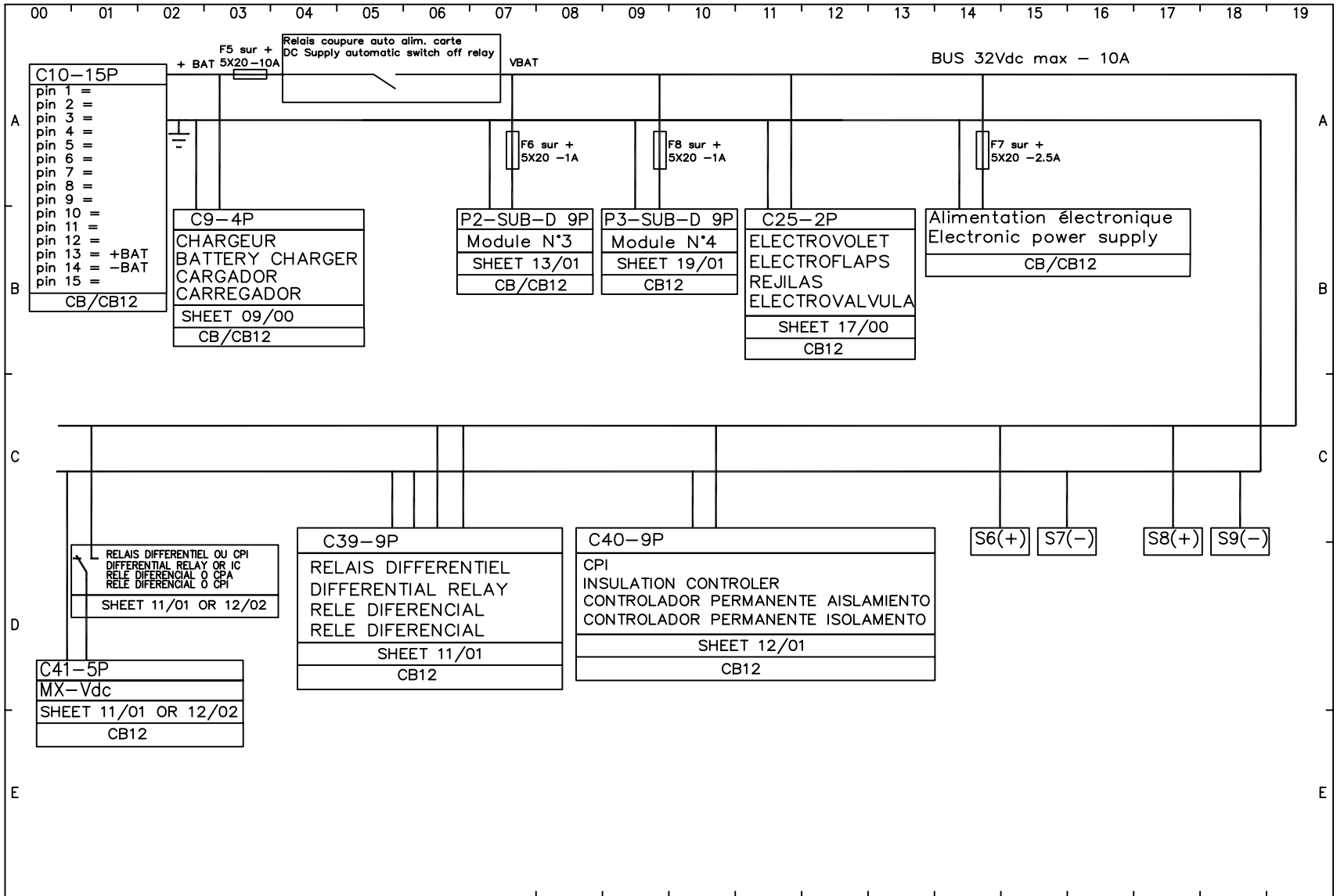

DESIGNATION : BUS COURANT CONTINU CB/CB12 DIRECT CURRENT BUS CB/CB12	BUS DC CB/CB12 BUS DC CB/CB12			DATE. 13/06/02	IND. A	SHEET 00–10

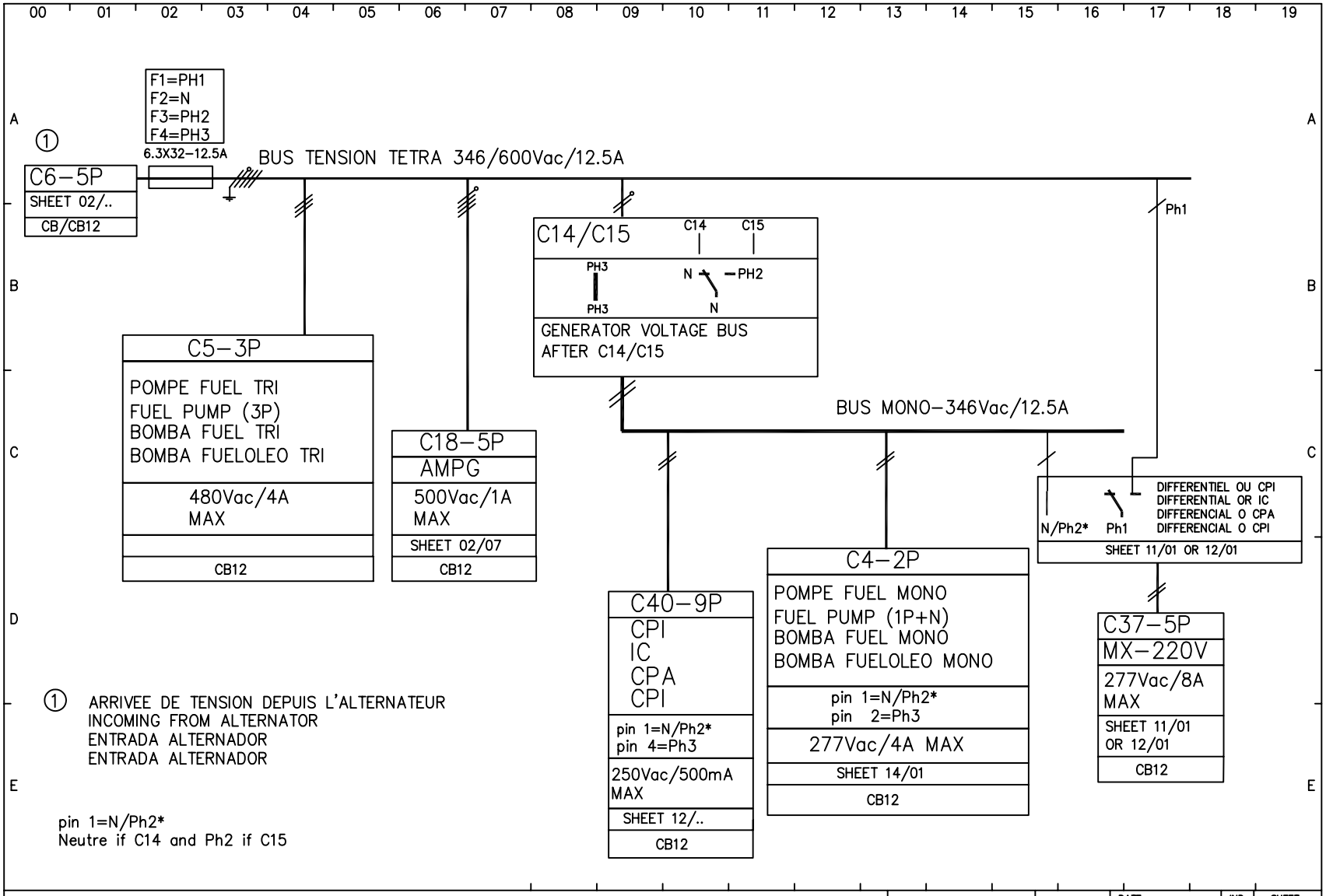

DESIGNATION :			DATE.	IND.	SHEET
	BUS DE TENSION ALTERNATEUR CB/CB12 ALTERNATOR VOLTAGE BUS CB/CB12	BUS TENSAO ALTERNADOR CB/CB12 BUS TENSION ALTERNADOR CB/CB12	17/06/02	A	00/11

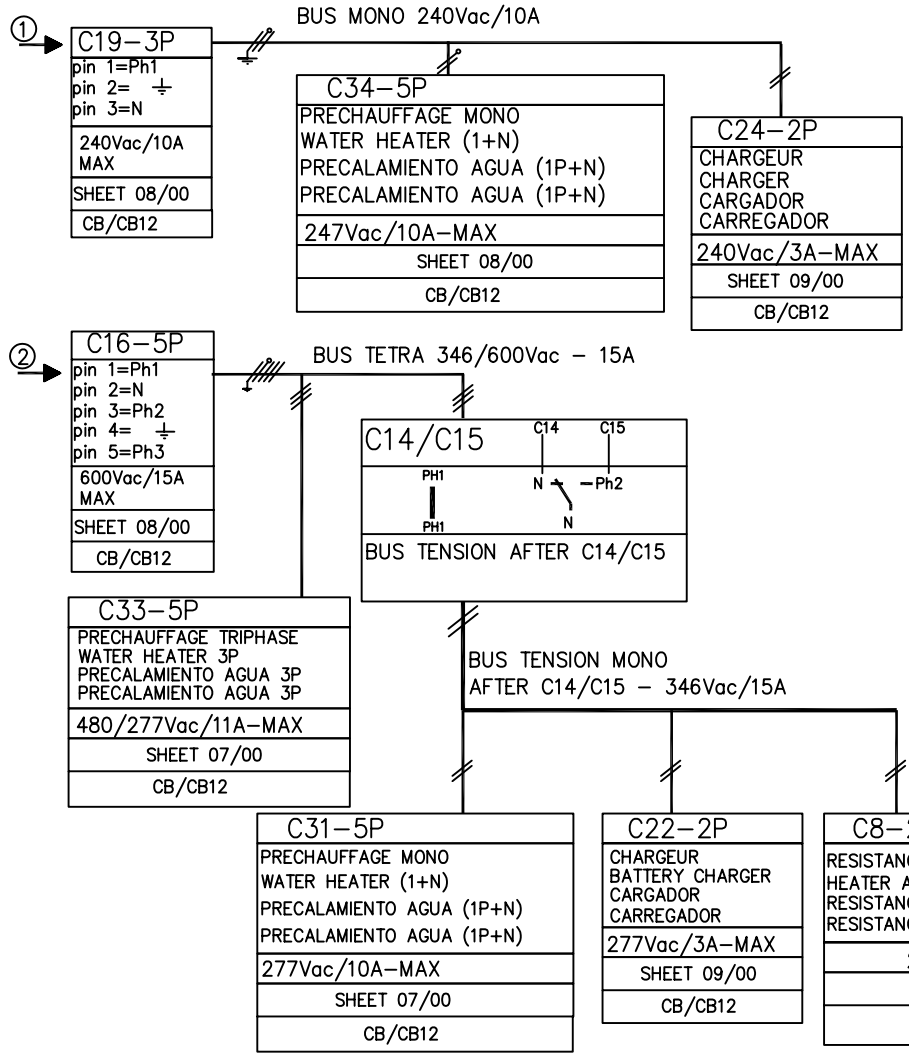

① ARRIVEE TENSION DEPUIS LE BORNIER UTILISATEUR B19 SHEET 08/00
INCOMING SUPPLY FROM B19 SHEET 08/00
ALIMENTATION SOBRE B19 SHEET 08/00
ALIMENTACAO SOCCORO B19 SHEET 08/00

② ARRIVEE DE TENSION DEPUIS LE BORNIER UTILISATEUR B16 SHEET 08/00
SUPPLY FROM B19 SHEET 08/00
ALIMENTATION SOBRE B19 SHEET 08/00
ALIMENTACAO SOCCORO B19 SHEET 08/00

DESIGNATION :			DATE.	IND.	SHEET
BUS DE TENSION UTILISATION CB/CB12 STANDBY VOLTAGE BUS CB/CB12	BUS TENSAO SOCCORO BUS TENSION EMERGENCIA		17/06/02	A	00/12

FACE AVANT
FRONT VIEW
CARA FRONTAL
FACE DIANTEIRA

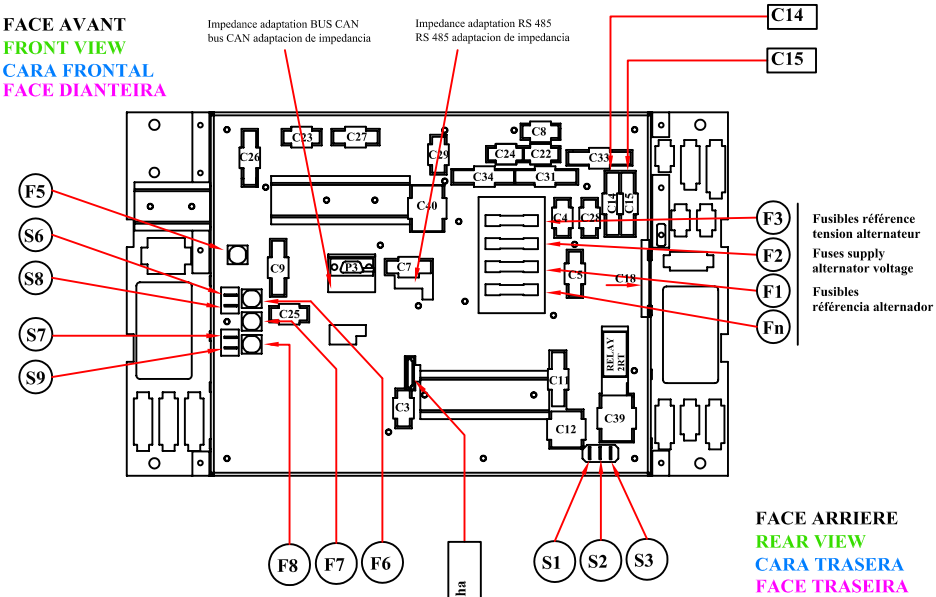

C14	Connecteur présent si : U > 240Vac ou monophasé Connected if : U > 240Vac or 1 phase Conexion si : U > 240Vac or monofasico XXXX
C15	Connecteur présent si : U <= 240Vac Connected if : U <= 240Vac Conexion si : U <= 240Vac XXXX
Fn	Fusible 12.5A/500Vac - 6.3x32 - Protection Neutre Fuse 12.5/500Vac - 6.3x32 - Control Neutral Fusible 12.5A/500Vac - 6.3x32 - Proteccion Neutro XXXX
F1	Fusible 12.5A/500Vac - 6.3x32 - Protection Phase 1 Fuse 12.5/500Vac - 6.3x32 - Control Phase 1 Fusible 12.5A/500Vac - 6.3x32 - Proteccion fase 1 XXXX
F2	Fusible 12.5A/500Vac - 6.3x32 - Protection Phase 2 Fuse 12.5/500Vac - 6.3x32 - Control Phase 2 Fusible 12.5A/500Vac - 6.3x32 - Protection Phase 2 XXXX
F3	Fusible 12.5A/500Vac - 6.3x32 - Protection Phase 3 Fuse 12.5/500Vac - 6.3x32 - Control Phase 3 Fusible 12.5A/500Vac - 6.3x32 - Proteccion fase 3 XXXX
F5	Fusible 10A/250Vac - 5x20 - Protection +BATTERIE Fuse 10A/250Vac - 5x20 - Control + Battery Fusible 10A/250Vac - 5x20 - Proteccion +BATTERIA XXXX
F6	Fusible 1A/250Vac - 5X20 - Protection Alimentation Module N°3 Fuse 1A/250Vac - 5x20- Control Supply Module N°3 Fusible 1A/250Vac - 5X20 - Proteccion Alimentacion Modulo N°3 XXXX
F7	Fusible 2.5A/250Vac - 5X20 - Protection Carte CB/CB1/CB12 Fuse 2.5/250Vac - 5X20 - Control supply Card CB/CB1/CB12 Fusible 2.5A/250Vac - 5X20 - Proteccion Tarjeta CB/CB1/CB12 XXXX
F8	Fusible 1A/250Vac - 5X20 - Protection Alimentation Module N°4 Fuse 1/250Vac - 5X20 - Control Suply Module N°4 Fusible 1A/250Vac - 5X20 - Proteccion Alimentacion Modulo N°4 XXXX

FACE ARRIERE
REAR VIEW
CARA TRASERA
FACE TRASEIRA

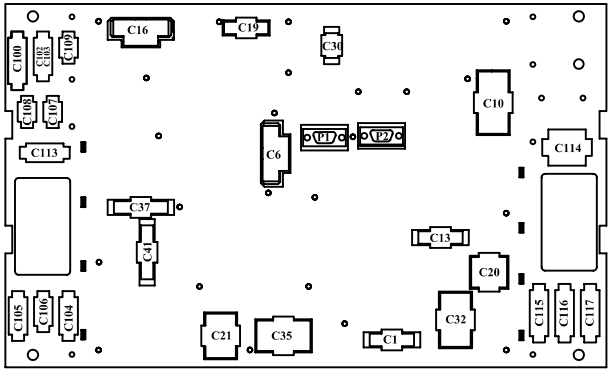

S1	Alarme temperature eau Warning Water Temperature Temperatura agua motor alarma XXXX
S2	Alarme Pression huile Warning Oil pressure Presion aceite motor alarma XXXX
S3	Alarme temperature Huile Warning Oil Temperature Temperatura aceite motor alarma XXXX
S6	Départ DC + BATTERIE (10A max) DC supply + BATTERY (10A max) Alimentacion DC + BATTERIA (10A max) XXXX
S7	Départ DC - BATTERIE (10A max) DC supply - BATTERY (10A max) Alimentacion DC - BATTERIA (10A max) XXXX
S8	Départ DC + BATTERIE (10A max) DC supply + BATTERY (10A max) Alimentacion DC + BATTERIA (10A max) XXXX
S9	Départ DC - BATTERIE (10A max) DC supply - BATTERY (10A max) Alimentacion DC - BATTERIA (10A max) XXXX

DESIGNATION : **CARTE CB12** / **TARJETA CB12** **CB12 CARD** / **CARTA CB12**	**R3000**	DATE. **30/10/00**	IND. **A**	FOLIO **CB12**

FACE AVANT
FRONT VIEW
CARA FRONTAL
FACE DIANTEIRA

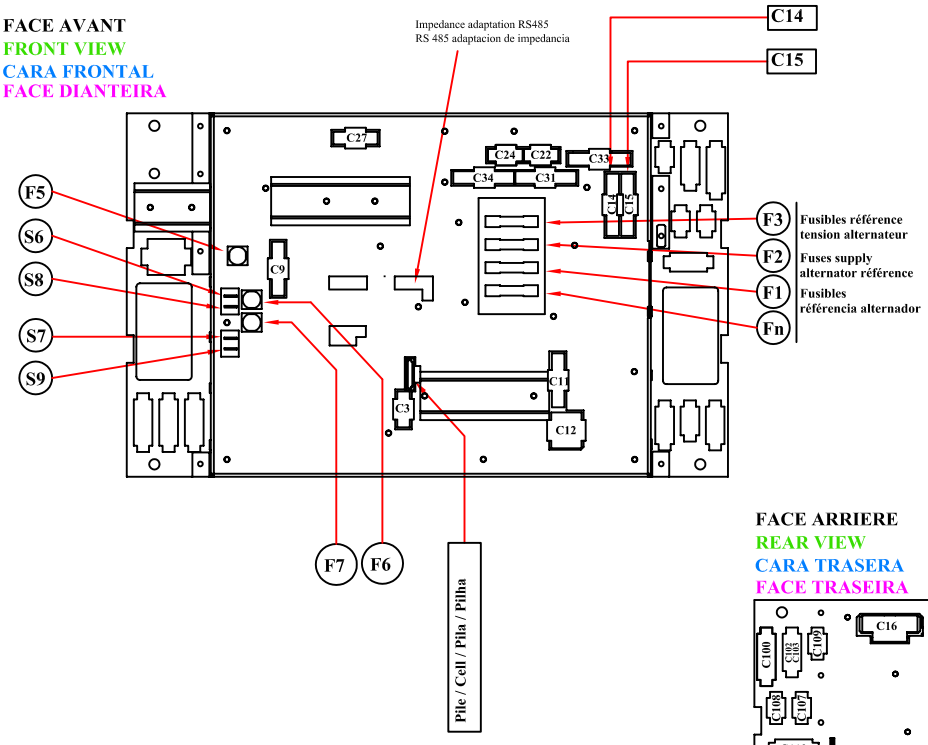

C14	Connecteur présent si : U > 240Vac ou monophasé Connected if : U > 240Vac or 1 phase Conexion si : U > 240Vac or monofasico XXXX
C15	Connecteur présent si : U <= 240Vac Connected if : U <= 240Vac Conector si : U <= 240Vac XXXX

Fn	Fusible 12.5A/500Vac - 6.3x32 - Protection Neutre Fuse 12.5/500Vac - 6.3x32 - Control Neutral Fusible 12.5A/500Vac - 6.3x32 - Proteccion de Neutro XXXX
F1	Fusible 12.5A/500Vac - 6.3x32 - Protection Phase 1 Fuse 12.5/500Vac - 6.3x32 - Control Phase 1 Fusible 12.5A/500Vac - 6.3x32 - Proteccion fase 1 XXXX
F2	Fusible 12.5A/500Vac - 6.3x32 - Protection Phase 2 Fuse 12.5/500Vac - 6.3x32 - Control Phase 2 Fusible 12.5A/500Vac - 6.3x32 - Proteccion fase 2 XXXX
F3	Fusible 12.5A/500Vac - 6.3x32 - Protection Phase 3 Fuse 12.5/500Vac - 6.3x32 - Control Phase 3 Fusible 12.5A/500Vac - 6.3x32 - Proteccion Fase 3 XXXX
F5	Fusible 10A/250Vac - 5x20 - Protection +BATTERIE Fuse 10A/250Vac - 5x20 - Control + Battery Fusible 10A/250Vac - 5x20 - Proteccion +BATTERIA XXXX
F6	Fusible 1A/250Vac - 5X20 - Protection Alimentation Module N°3 Fuse 1A/250Vac - 5x20- Control Supply Module N°3 Fusible 1A/250Vac - 5X20 - Proteccion Alimentacion Modulo N°3 XXXX
F7	Fusible 2.5A/250Vac - 5X20 - Protection Carte CB/CB1/CB12 Fuse 2.5/250Vac - 5X20 - Control supply Card CB/CB1/CB12 Fusible 2.5A/250Vac - 5X20 - Proteccion Cara CB/CB1/CB12 XXXX

FACE ARRIERE
REAR VIEW
CARA TRASERA
FACE TRASEIRA

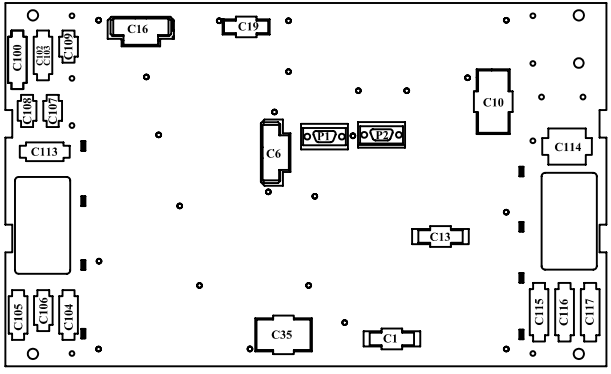

S6	Départ DC + BATTERIE (10A max) DC supply + BATTERY (10A max) Alimentacion DC + BATTERIA (10A max) XXXX
S7	Départ DC - BATTERIE (10A max) DC supply - BATTERY (10A max) Alimentacion DC - BATTERIA (10A max) XXXX
S8	Départ DC + BATTERIE (10A max) DC supply + BATTERY (10A max) Alimentacion DC + BATTERIA (10A max) XXXX
S9	Départ DC - BATTERIE (10A max) DC supply - BATTERY (10A max) Alimentacion DC - BATTERIA (10A max) XXXX

DESIGNATION : **CARTE CB** / **TARJETA CB** **CB CARD** / **CARTA CB**	**R3000**	DATE. **16/10/00**	IND. **A**	FOLIO **CB**

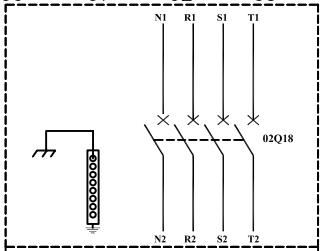

4P - IT

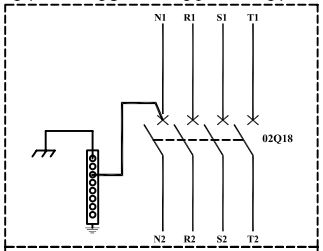

4P - TNS

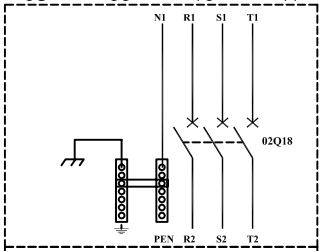

3P - TNC

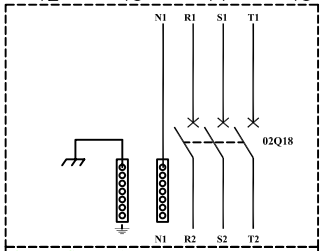

3P - TNS - IRLAND

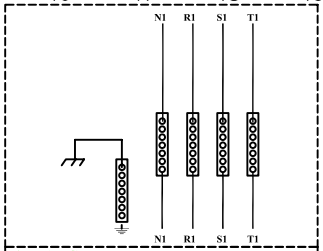

4P - AUCUN

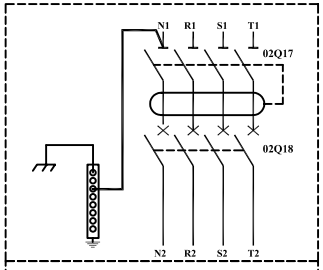

4P - TT + INTER DIFFERENTIEL
4P - TT + INTER DIFFERANCIAL
4P - TT + INTER DIFERENCIAL
4P - TT + INTER DIFERENCIAL

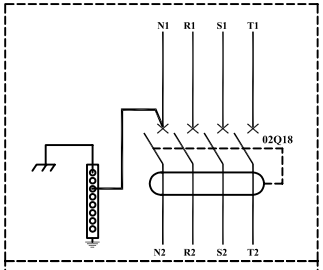

4P - TT + VIGI

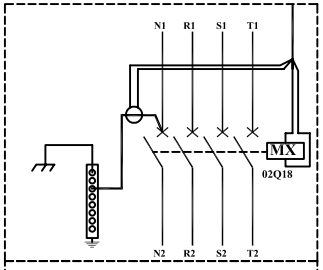

4P - TT - RELAIS DIFFERENTIEL
4P - TT - DIFFERANCIAL RELAY
4P - TT - RELE DIFERENCIAL
4P - TT - RELE DE NEUTRO

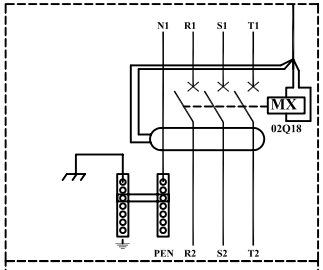

3P - TNC - RESTRICTED

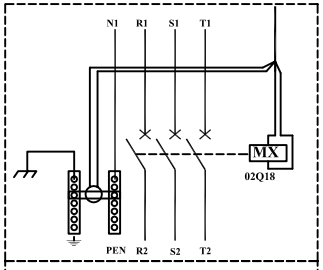

3P -TNC UNRESTRICTED

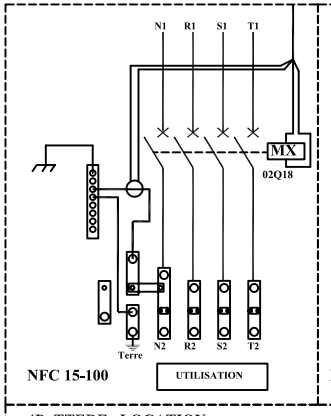

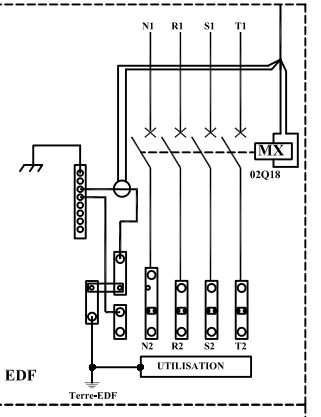

4P -TTEDF - LOCATION

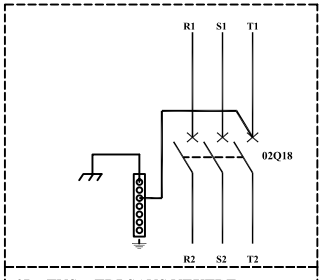

3P - TNS - TRI SANS NEUTRE
3P - TNS - WHITHOUT NEUTRAL
3P - TNS - TRIFASICO SIN NEUTRO
3P - TNS - TRIFASE SEM NEUTRO

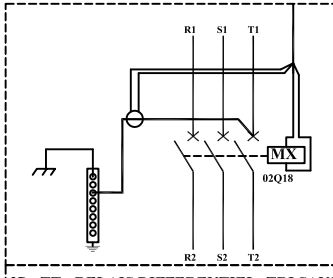

3P - TT - RELAIS DIFFERENTIEL -TRI SANS NEUTRE
3P - TT - DIFFERANCIAL RELAY WITHOUT NEUTRAL
3P - TT - RELE DIFERENCIAL
3P - TT - RELE DIFERENCIAL

DESIGNATION : REGIME DE NEUTRE - 3P / 4P / REGIMEN DE NEUTRO - 3P/4P
NEUTRAL SYSTEM - 3P/ 4P / REGIME DE NEUTRO - 3P/4P

R3000

DATE	IND.	FOLIO
31/03/00	B	01/1

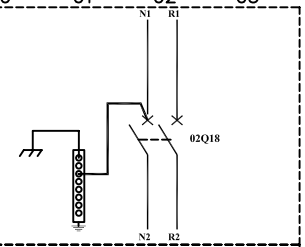

1P+N - TNS

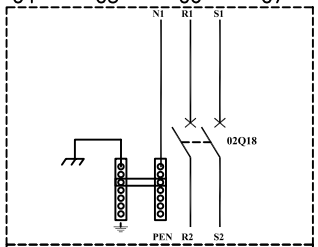

2P+PEN - TNC

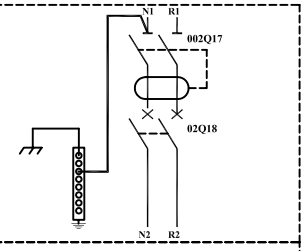

1P+N - TT + INTER DIFFERENTIEL
1P+N - TT + INTER DIFFERANCIAL
1P+N - TT + INTER DIFERENCIAL
1P+N - TT + INTER DIFERENCIAL

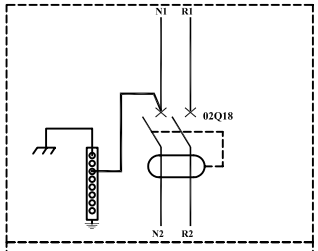

1P+N - TT + VIGI

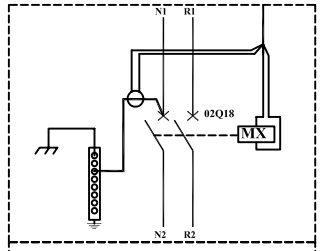

1P+N - TT - RELAIS DIFFERENTIEL
1P+N - TT - DIFFERANCIAL RELAY
1P+N - TT - RELE DIFERENCIAL
1P+N - TT - RELE DIFERENCIAL

DESIGNATION : REGIME DE NEUTRE - 1P+N / 2P+PEN NEUTRAL SYSTEM - 1P+N / 2P+PEN	/ REGIMEN DE NEUTRO - 1P+N / 2P+PEN / REGIME DE NEUTRO - 1P+N / 2P+PEN	R3000	DATE. 30/03/00	IND. A	FOLIO 01/2

CARTE CB/CB1/CB12
CARD
TARJETA
CARTA

FACE AVANT
FRONT VIEW
CARA FRONTAL
FACE DIANTEIRA

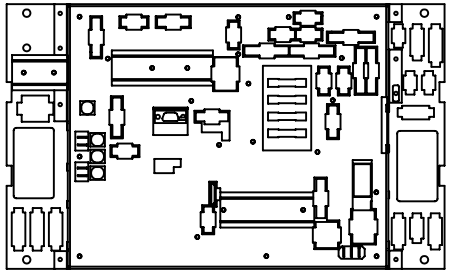

FACE ARRIERE
REAR VIEW
CARA TRASERA
FACE TRASEIRA

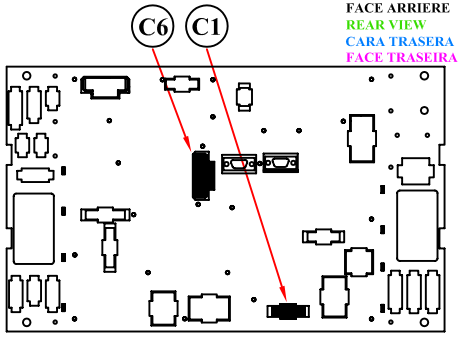

NOMENCLATURE
LEGEND
NOMENCLATURA
NOMENCLATURA

REPERE	REFERENCE
ITEM	REFERENCE
SENAL	REFERENCIA
SINAL	REFERENCIA

F01	N°1-MCPS: 316071762.. / N°1-ALT:316071835..
F06	N°6-MCPS/ 316071791.. / N°6-ALT:316071763..
02Q18	FOLIO 00
02T16	FOLIO 00
02T17	FOLIO 00
02T18	FOLIO 00

CARTE CB/CB1/CB12
CARD
TARJETA
CARTA

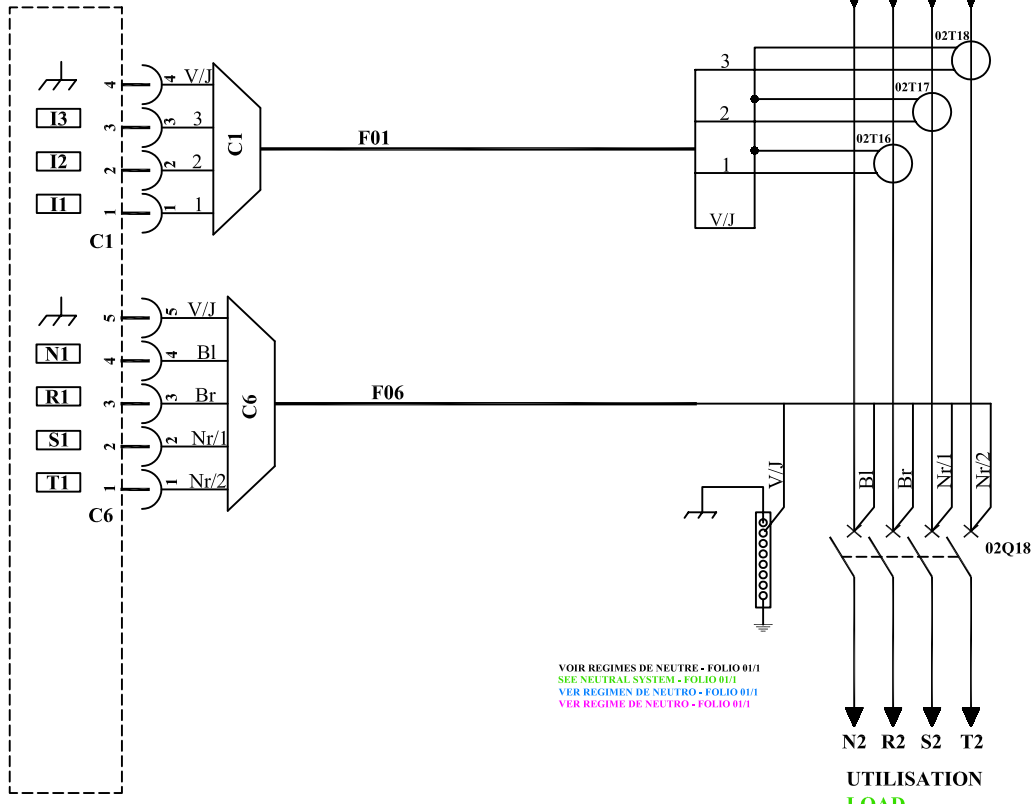

VOIR REGIMES DE NEUTRE - FOLIO 01/1
SEE NEUTRAL SYSTEM - FOLIO 01/1
VER REGIMEN DE NEUTRO - FOLIO 01/1
VER REGIME DE NEUTRO - FOLIO 01/1

Bl : Bleu/Blue/Azul
Br : Brun/Brown/Marron/Castanho
Nr : Noir/Black/Negro/Petro
V/J : Vert-Jaune/green-yellow/verde-amarillo/verde-amarelo

DESIGNATION : PUISSANCE ET MESURE - 4P / POTENCIA Y MEDIDA - 4P
POWER AND READING - 4P / POTENCIA E MEDIDAS - 4P

R3000

DATE.	IND.	FOLIO
30/03/00	A	02/1

CARTE CB12
CARD
TARJETA
CARTA

FACE AVANT
FRONT VIEW
CARA FRONTAL
FACE DIANTEIRA

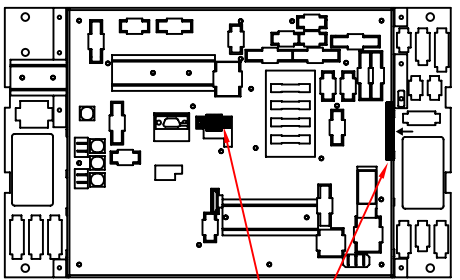

FACE ARRIERE
REAR VIEW
CARA TRASERA
FACE TRASEIRA

C104 C6 C1 C7 C18

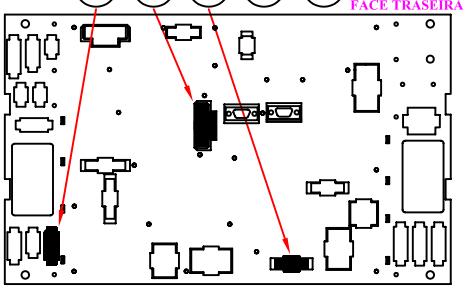

NOMENCLATURE
LEGEND
NOMENCLATURA
NOMENCLATURA

REPERE	REFERENCE
ITEM	REFERENCE
SENAL	REFERENCIA
SINAL	REFERENCIA

F01	N°1-MCPS : 316071762.. / N°1-ALT : 316071835..
F06	N°6-MCPS : 316071791.. / N°6-ALT : 316071763..
F07	N°7 - SOR20080024
F18	N°18 - SOR20080011
F104	N°104 - SOR20080003
02Q18	FOLIO 00
02T16	FOLIO 00
02T17	FOLIO 00
02T18	FOLIO 00
02E08	AMPG -400/230Vac - 31613086301 / 31613086401(RS485)

CARTE CB12
CARD
TARJETA
CARTA

ARRIVEE ALTERNATEUR
FROM GENERATOR
ENTRADA ALTERNADOR
ENTRADA ALTERNADOR

F07 EN OPTION POUR RS485
OPTION FOR RS485
OPCION (RS 485)
OPCION (RS485)

Ualt>=380Vac ou monophasée

02E08

0V	1	
230Vac	2	X
400Vac	3	
24/48Vdc	4	
RELAY		
Protection	⁄-	4-5

13 14 15
0V - +

AMPG

N L1 L2 L3

I1 S1 S2
I2 S1 S2
I3 S1 S2

5 4 3 2 1

Ualt=<240Vac

F07 F104 F01 F06 F18

C7 C1 C104 C6 C18

N1 R1 S1 T1

02T18 02T17 02T16

V/J Bl Br Nr/1 Nr/2

02Q18

N2 R2 S2 T2

UTILISATION
LOAD
UTILISACION
UTILIZACAO

Bl : Bleu/Blue/Azul
Br : Brun/Brown/Marron/Castanho
Nr : Noir/Black/Negro/Petro
V/J : Vert-Jaune/green-yellow/verde-amarillo/verde-amarelo

DESIGNATION : AMPG 230/400Vac

R3000

DATE.	IND.	FOLIO
05/01/01	B	02/7

CARTE CB/CB1/CB12
CARD
TARJETA
CARTA

FACE AVANT
FRONT VIEW
CARA FRONTAL
FACE DIANTEIRA

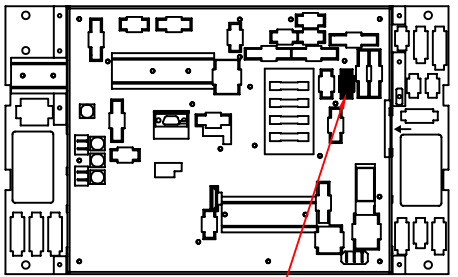

FACE ARRIERE
REAR VIEW
CARA TRASERA
FACE TRASEIRA

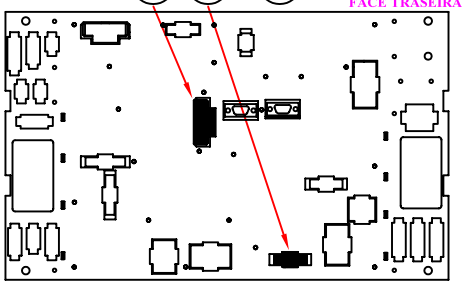

NOMENCLATURE
LEGEND
NOMENCLATURA
NOMENCLATURA

REPERE	REFERENCE
ITEM	REFERENCE
SENAL	REFERENCIA
SINAL	REFERENCIA

F01	N°1-MCPS : 316071762.. / N°1-ALT : 316071835..
F06	N°6-MCPS : 316071791.. / N°6-ALT : 316071763..
F138	N°138 - SOR...
F139	N°139 - SOR...
02Q18	FOLIO 00
02T16/17/18	FOLIO 00
02Q08	SIEMENS - 3UA59 00-1G
02KM07	MG-15381- 2 X 40A - 220/240V
02Q14/15	SDMO - 31602107010NE - 10A

N/Ph2* N C14 / Ph2 C15

CARTE CB12
CARD
TARJETA
CARTA

ALTERNATEUR
GENERATOR
ALTERNADOR
ALTERNADOR

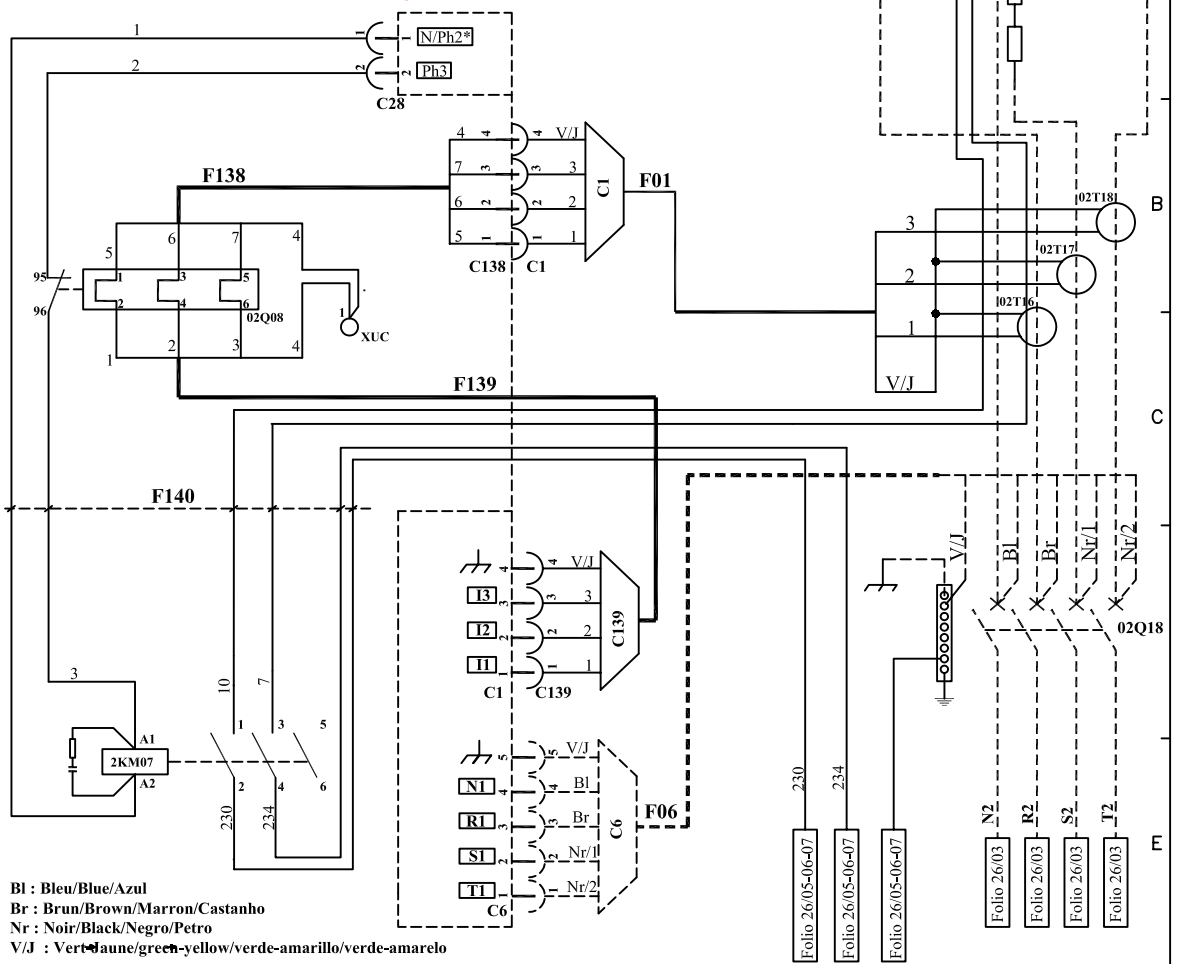

Bl : Bleu/Blue/Azul
Br : Brun/Brown/Marron/Castanho
Nr : Noir/Black/Negro/Petro
V/J : Vert-Jaune/green-yellow/verde-amarillo/verde-amarelo

DESIGNATION : UK Socket 110V

R3000

DATE.	IND.	FOLIO
25/01/01	A	02/10

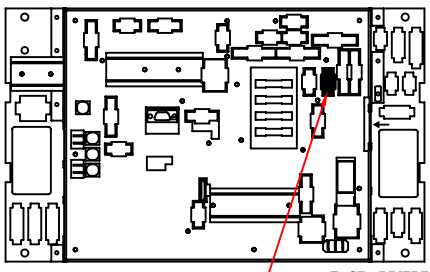

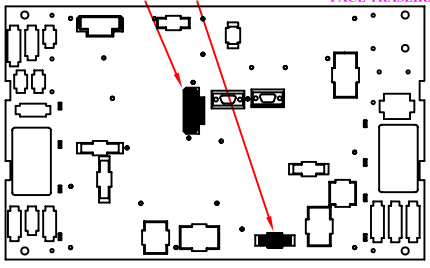

NOMENCLATURE
LEGEND
NOMENCLATURA
NOMENCLATURA

REPERE	REFERENCE
ITEM	REFERENCE
SENAL	REFERENCIA
SINAL	REFERENCIA

F01	N°1-MCPS : 316071762.. / N°1-ALT : 316071835..
F06	N°6-MCPS : 316071791.. / N°6-ALT : 316071763..
F138	N°138 - SOR...
F139	N°139 - SOR...
02Q18	FOLIO 00
02T16/17/18	FOLIO 00
02Q08	SIEMENS - 3UA59 00-1G
02KM07	MG-15381-2X40A-220/240V
02Q14/15	SDMO - 31602107010NE - 10A

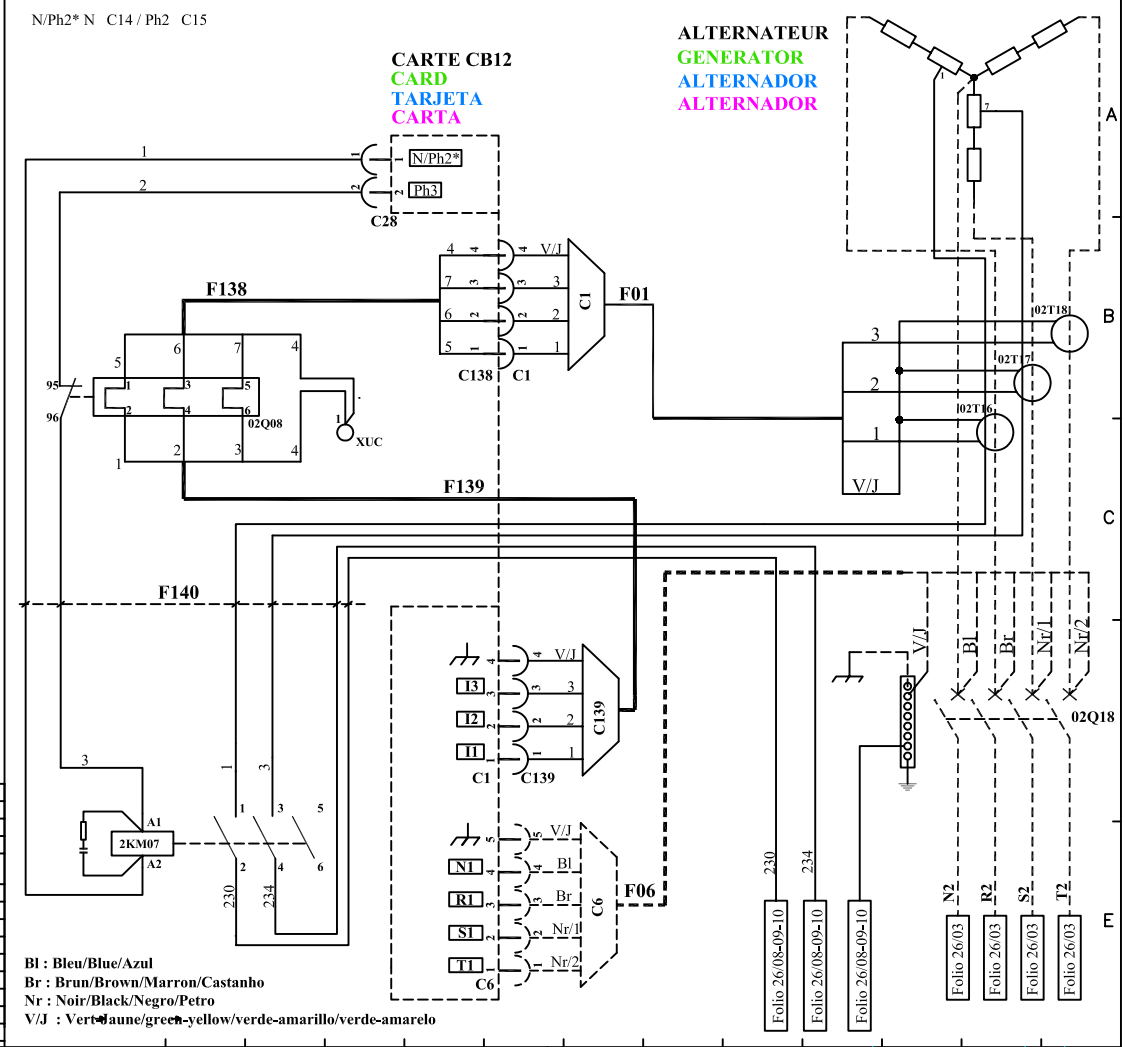

DESIGNATION : **UK Socket 110V - CTE**

R3000

DATE.	IND.	FOLIO
25/01/01	A	02/11

CARTE CB12
CARD
TARJETA
CARTA

FACE AVANT
FRONT VIEW
CARA FRONTAL
FACE DIANTEIRA

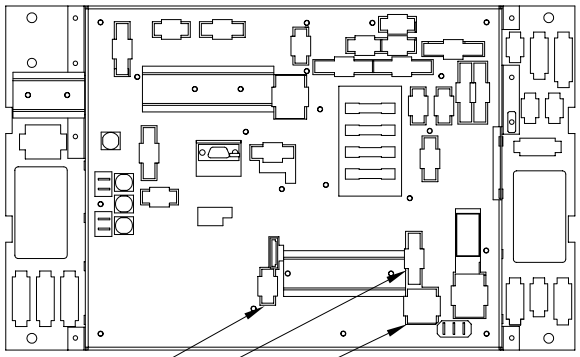

FACE ARRIERE
REAR VIEW
CARA TRASERA
FACE TRASEIRA

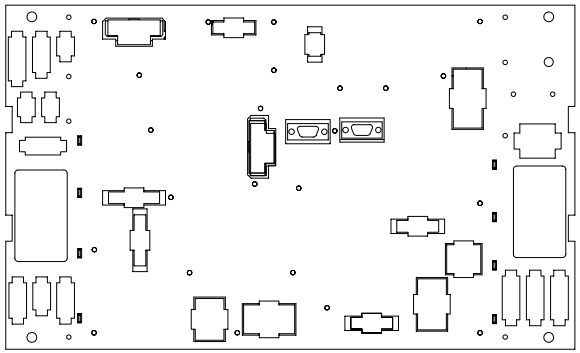

NOMENCLATURE
LEGEND
NOMENCLATURA
NOMENCLATURA

REPERE	REFERENCE
ITEM	REFERENCE
SENAL	REFERENCIA
SINAL	REFERENCIA

F3	FAISCEAU-TELYS-003
F11	FAISCEAU-TELYS-011
03H08	BACS20SB30EC02
03S08	TELZB4BS54 + TELZB4BZ104

AFFICHEUR TELYS
TELYS DISPLAY
DISPLAY TELYS
VISUALIZADOR TELYS

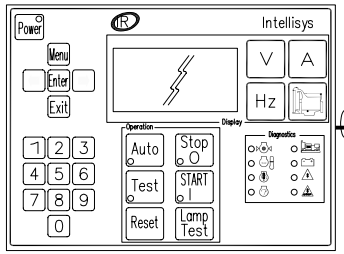

CARTE CB/CB12
CARD
TARJETA
CARTA

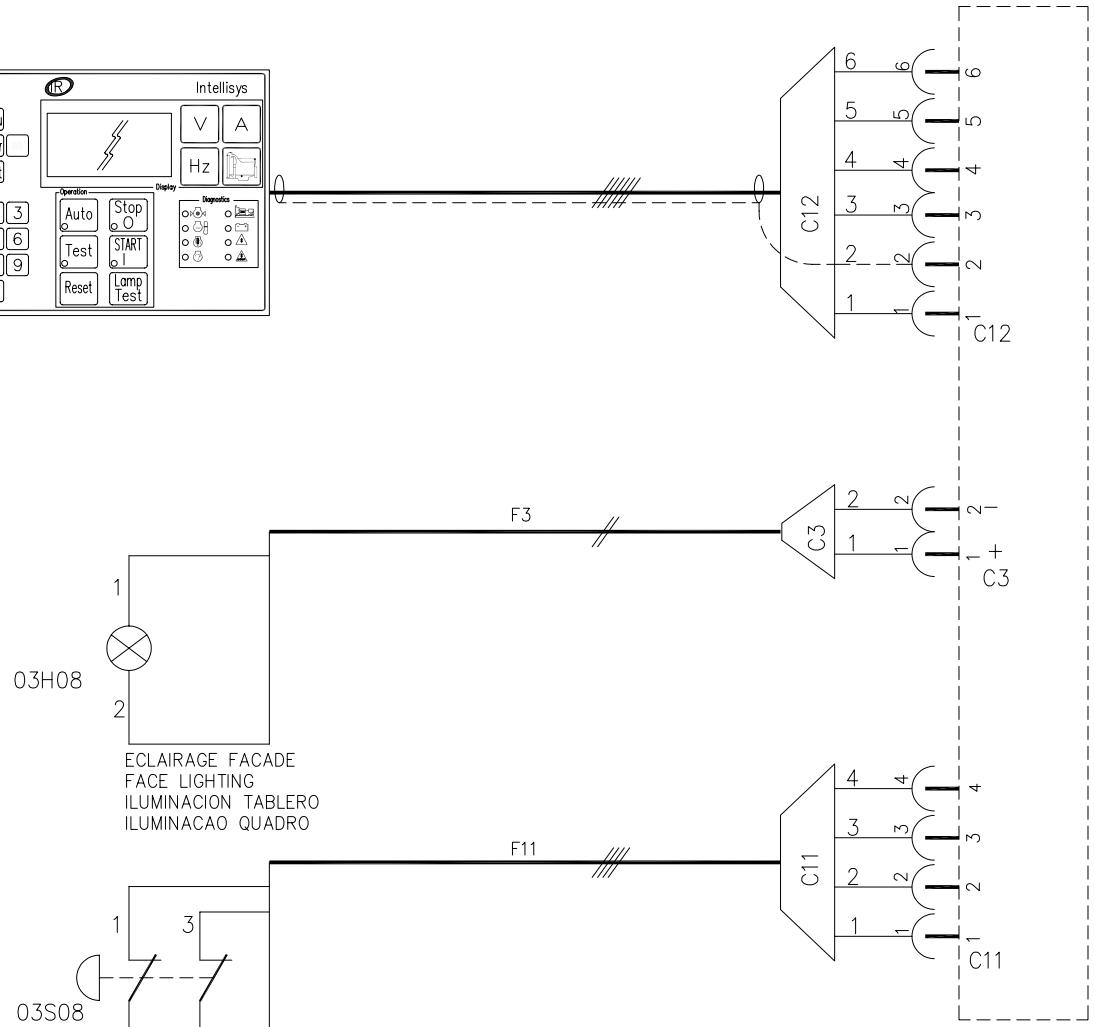

ECLAIRAGE FACADE
FACE LIGHTING
ILUMINACION TABLERO
ILUMINACAO QUADRO

ARRET URGENCE
EMERGENCY STOP BUTTON
PARADA DE EMERGENCIA
PARAGEM DE EMERGENCIA

DESIGNATION : BASE STANDARD INGERSOLL RAND
INGERSOLL RAND STANDARD BASE

DATE.	IND.	SHEET
06/03/03	C	03/02

CARTE CB12
CARD
TARJETA
CARTA

FACE AVANT
FRONT VIEW
CARA FRONTAL
FACE DIANTEIRA

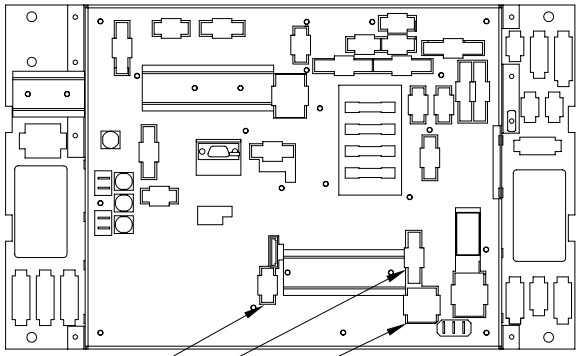

FACE ARRIERE
REAR VIEW
CARA TRASERA
FACE TRASEIRA

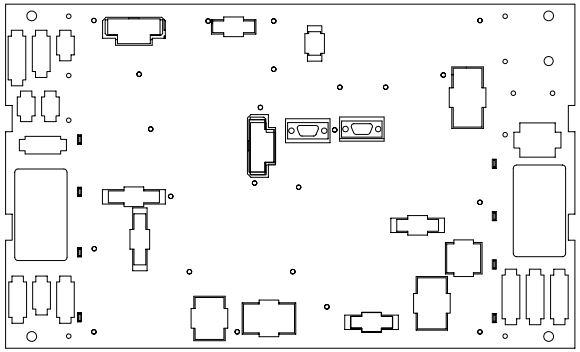

NOMENCLATURE
LEGEND
NOMENCLATURA
NOMENCLATURA

REPERE	REFERENCE
ITEM	REFERENCE
SENAL	REFERENCIA
SINAL	REFERENCIA

F3-D9	FAISCEAU-TELYS-003
F11	FAISCEAU-TELYS-011
03H08	BACS20SB30EC02
03S08	TELZB4BS54 + TELZB4BZ104

AFFICHEUR TELYS
TELYS DISPLAY
DISPLAY TELYS
VISUALIZADOR TELYS

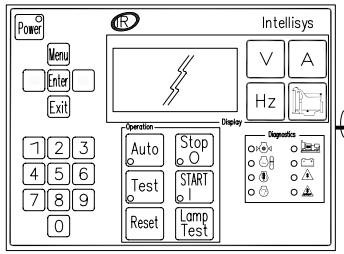

CARTE CB/CB12
CARD
TARJETA
CARTA

C12

F3-D9

S7 −
S6 +

03H08

ECLAIRAGE FACADE
FACE LIGHTING
ILUMINACION TABLERO
ILUMINACAO QUADRO

F11

C11

03S08

ARRET URGENCE
EMERGENCY STOP BUTTON
PARADA DE EMERGENCIA
PARAGEM DE EMERGENCIA

B11

DC

ARRET URGENCE EXTERIEUR – CONTACT NF
EXTERNAL EMERGENCY STOP (NC)
PARADA DE EMERGENCIA EXTERIOR
PARAGEM DE EMERGENCIA EXTERIOR

CONTACT NF "PAS DE TENSION !"
SWITCH NC "VOLT FREE CONTACT !"
CONTACTO NC "NO TENSION !"
CONTACTO NC "NO TENSION !"

DESIGNATION : BASE STANDARD VOLVO D9/D12/D16 INGERSOLL RAND
INGERSOLL RAND STANDARD BASE VOLVO D9/D12/D16

DATE.	IND.	SHEET
11/02/05	A	03/04

CARTE CB/CB1/CB12
CARD
TARJETA
CARTA

FACE AVANT
FRONT VIEW
CARA FRONTAL
FACE DIANTEIRA

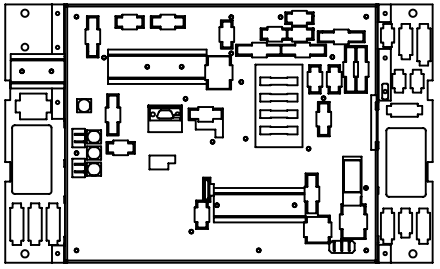

FACE ARRIERE
REAR VIEW
CARA TRASERA
FACE TRASEIRA

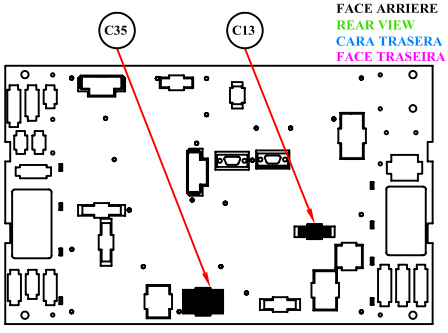

NOMENCLATURE
LEGEND
NOMENCLATURA
NOMENCLATURA

REPERE	REFERENCE
ITEM	REFERENCE
SENAL	REFERENCIA
SINAL	REFERENCIA

F13	N°13 / 316071754..
F35	N°35 / 316071749..

CARTE CB/CB1/CB12
CARD
TARJETA
CARTA

PLATINE UTILISATION
UTILISATION BOARD
PLATINA UTILIZACION
PLATINA UTILIZACAO

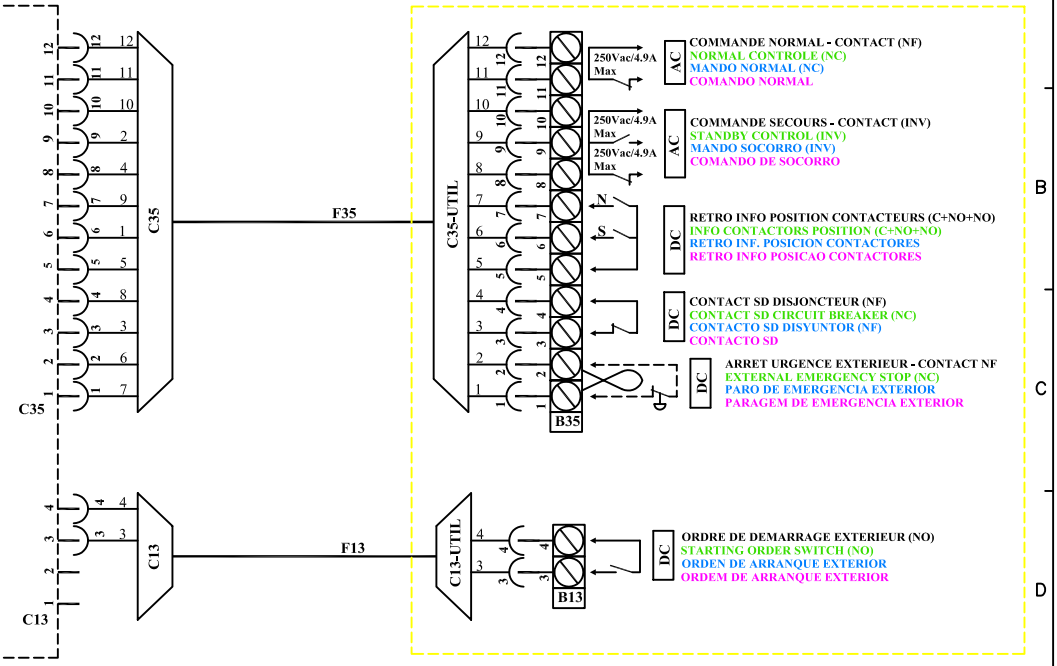

DESIGNATION : OPTION : PREDISPOSITION AUTO / OPCION : PREDISPOSICION AUTOMATICA
OPTION : AUTOMATIC VERSION / OPCAO : PRE-DISPOSICAO AUTOMATICA

R3000

DATE:	IND.	FOLIO
30/04/01	B	04

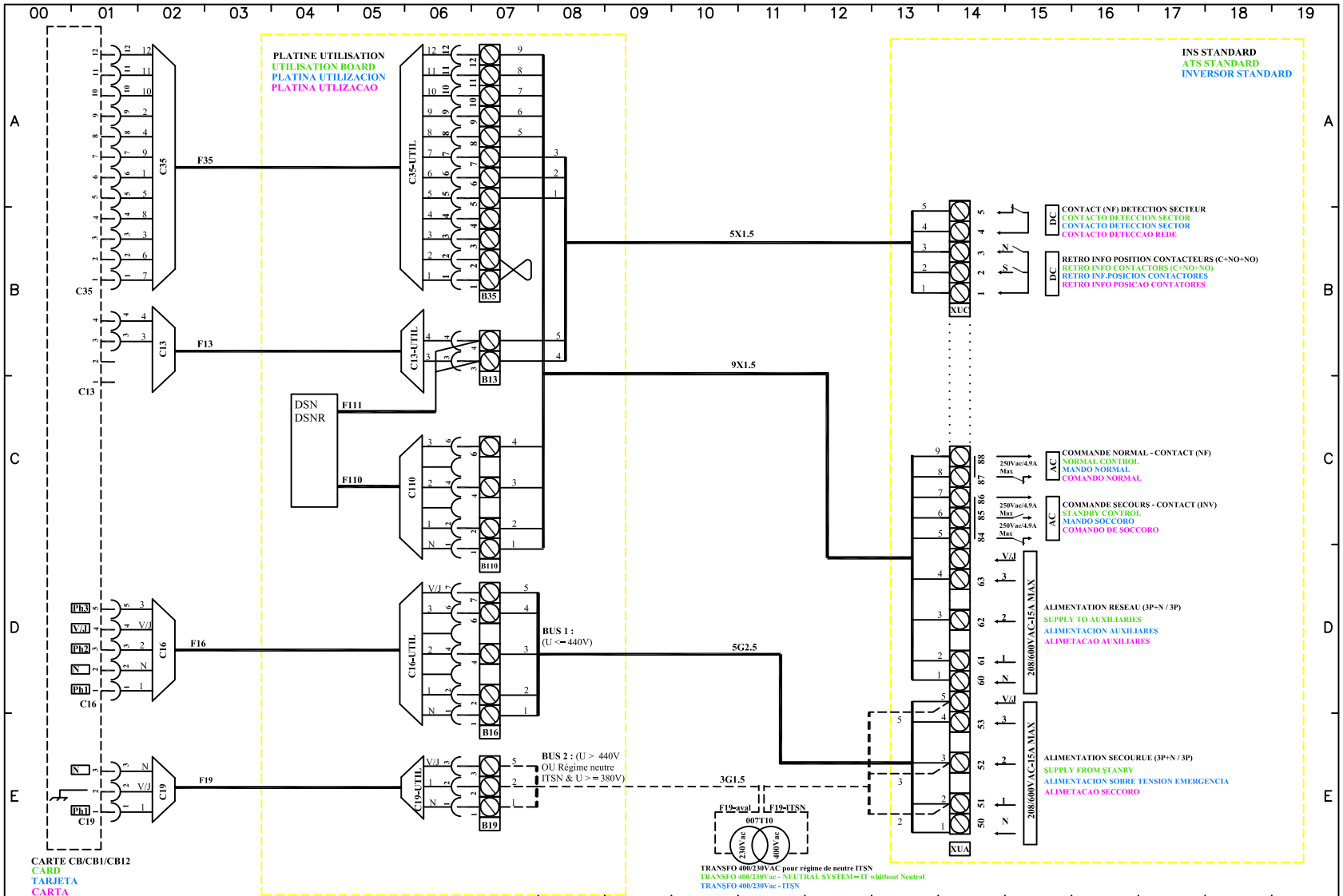

DESIGNATION :	PRINCIPE DE CABLAGE ENTRE TELYS ET INS STANDARD -3P/4P / ENLACE TELYS/INVERSOR 3P/4P - STANDARD CONNEXION PRINCIPLE BETWEEN TELYS AND STANDARD ATS 3P/4P / LIGACAO TELYS / INVESOR 3P/4P - STANDARD	R3000	DATE. 19/04/01	IND. D	FOLIO 04/1

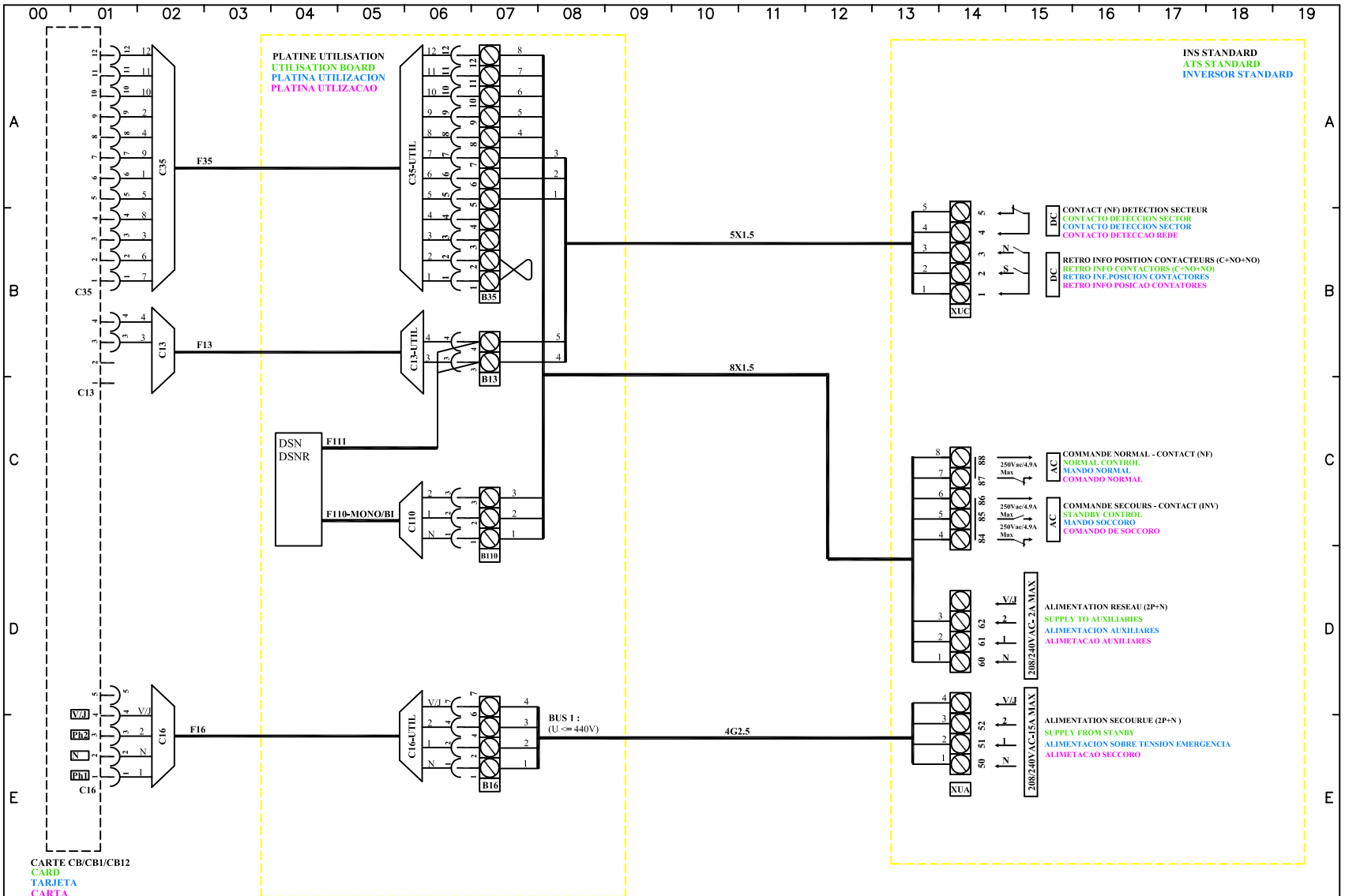

DESIGNATION :				
PRINCIPE DE CABLAGE ENTRE TELYS ET INS STANDARD 2P+N / ENLACE TELYS/INVERSOR 2P+N - STANDARD CONNEXION PRINCIPLE BETWEEN TELYS AND STANDARD ATS 2P+N / LIGACAO TELYS / INVESOR 2P+N - STANDARD	R3000	DATE: 30/04/01	IND. C	FOLIO 04/2

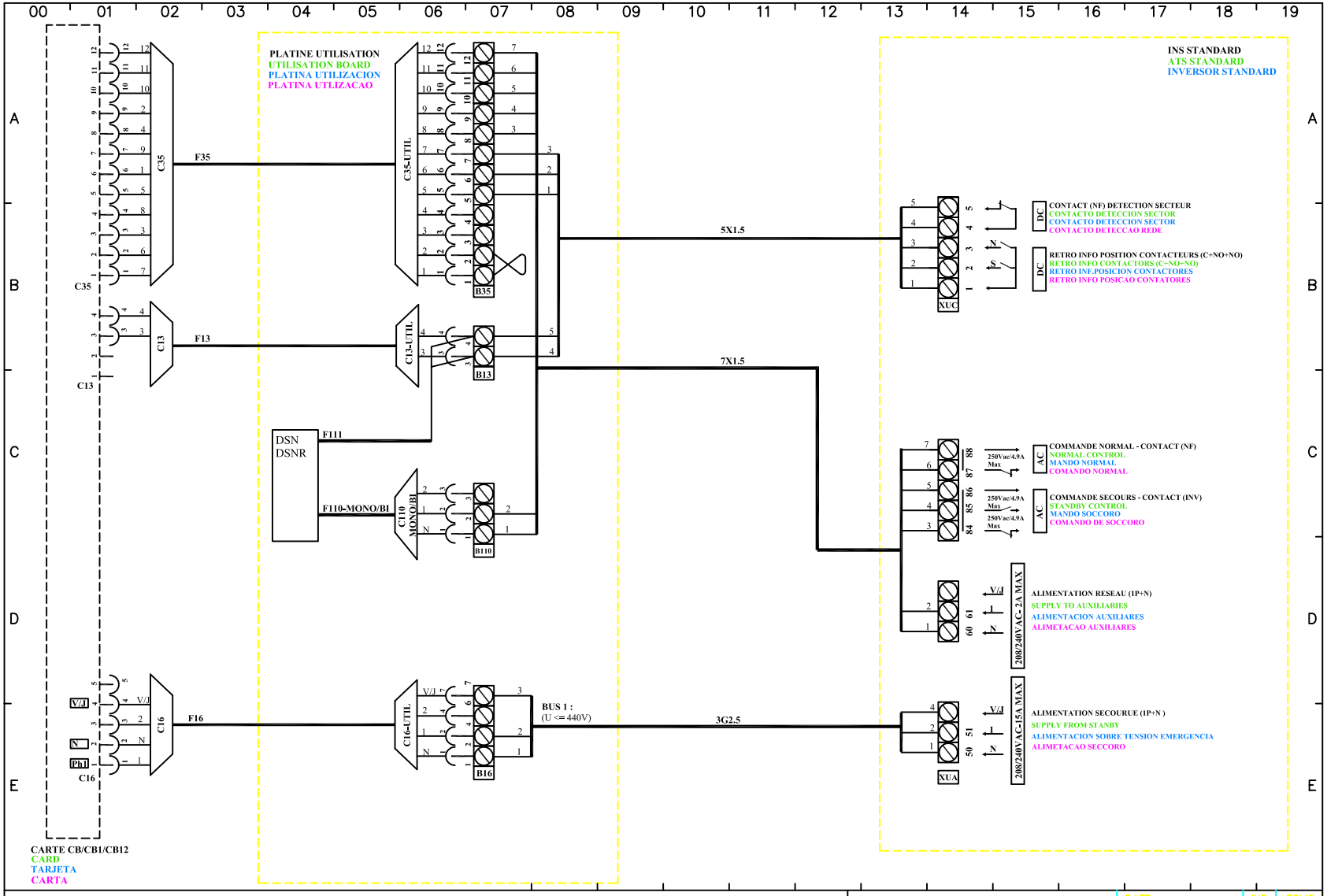

DESIGNATION :					
PRINCIPE DE CABLAGE ENTRE TELYS ET INS STANDARD 1P+N / ENLACE TELYS/INVERSOR 1P+N - STANDARD CONNEXION PRINCIPLE BETWEEN TELYS AND STANDARD ATS 1P+N / LIGACAO TELYS / INVESOR 1P+N - STANDARD	R3000	DATE. 30/04/01	IND. C	FOLIO 04/3

CARTE CB12
CARD
TARJETA
CARTA

FACE AVANT
FRONT VIEW
CARA FRONTAL
FACE DIANTEIRA

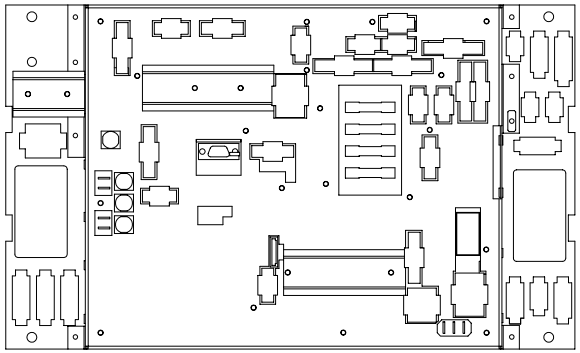

FACE ARRIERE
REAR VIEW
CARA TRASERA
FACE TRASEIRA

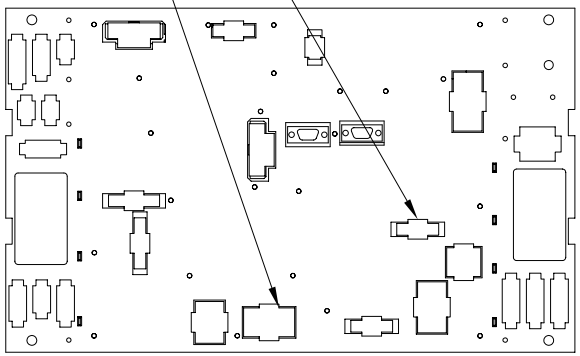

NOMENCLATURE
LEGEND
NOMENCLATURA
NOMENCLATURA

REPERE	REFERENCE
ITEM	REFERENCE
SENAL	REFERENCIA
SINAL	REFERENCIA

F13	FAISCEAU-TELYS-013
F35	FAISCEAU-TELYS-035

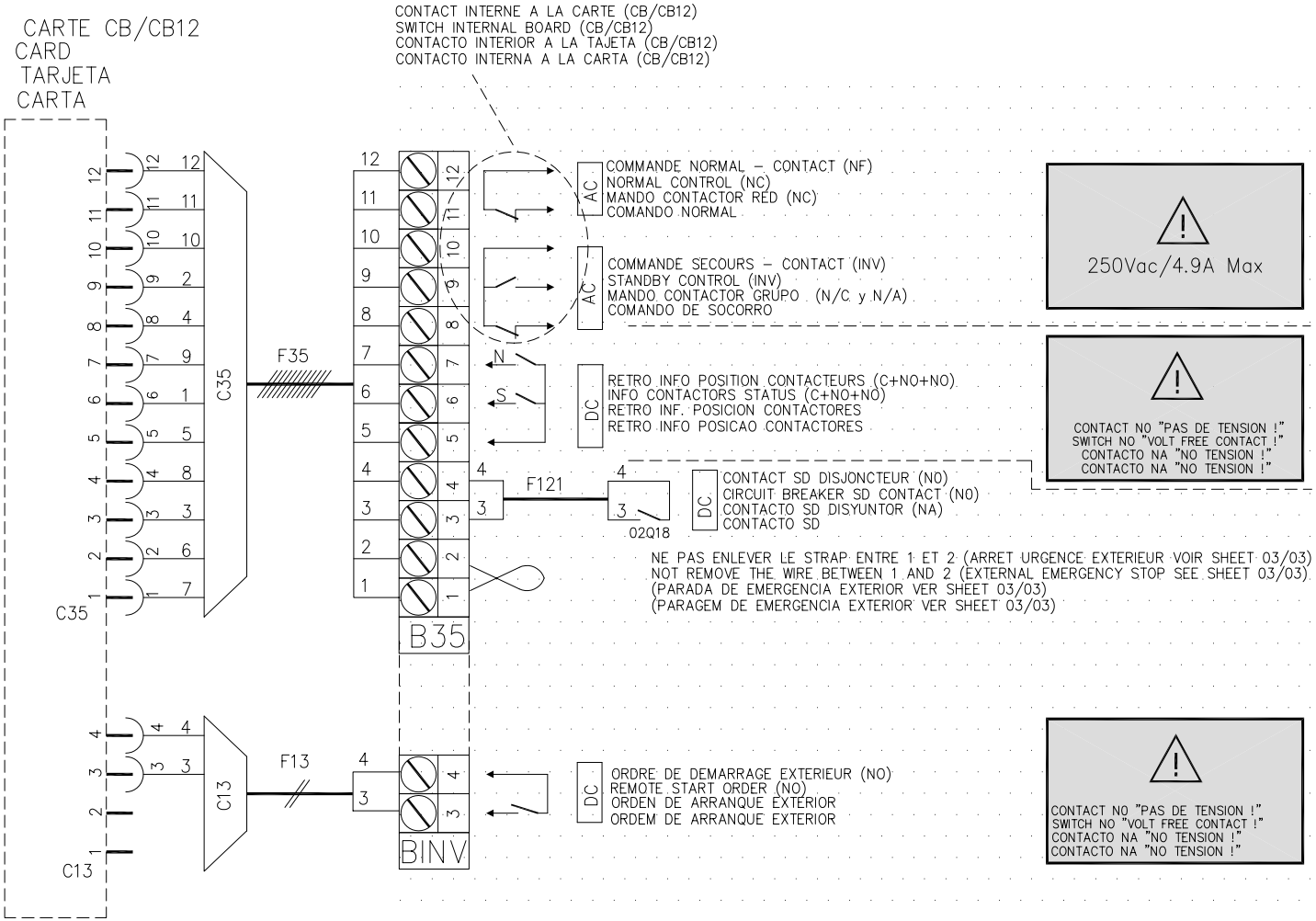

DESIGNATION : PREDISPOSITION AUTO VOVLO D9/D12/D16
AUTOMATIC VERSION VOLVO D9/D12/D16

PREDISPOSICION AUTOMATICA VOVLO D9/D12/D16
PRE-DISPOSICAO-AUTOMATICA VOVLO D9/D12/D16

DATE.	IND.	SHEET
20/10/05	B	04/05

CARTE CB/CB1/CB12
CARD
TARJETA
CARTA

FACE AVANT
FRONT VIEW
CARA FRONTAL
FACE DIANTEIRA

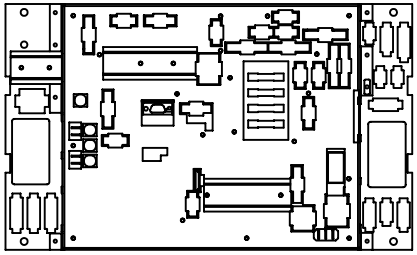

FACE ARRIERE
REAR VIEW
CARA TRASERA
FACE TRASEIRA

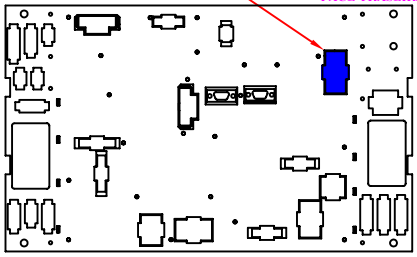

NOMENCLATURE
LEGEND
NOMENCLATURA
NOMENCLATURA

REPERE	REFERENCE
ITEM	REFERENCE
SENAL	REFERENCIA
XXXX	XXXX

F10	N°10/ 316071752..

CARTE CB/CB1/CB12
CARD
TARJETA
CARTA

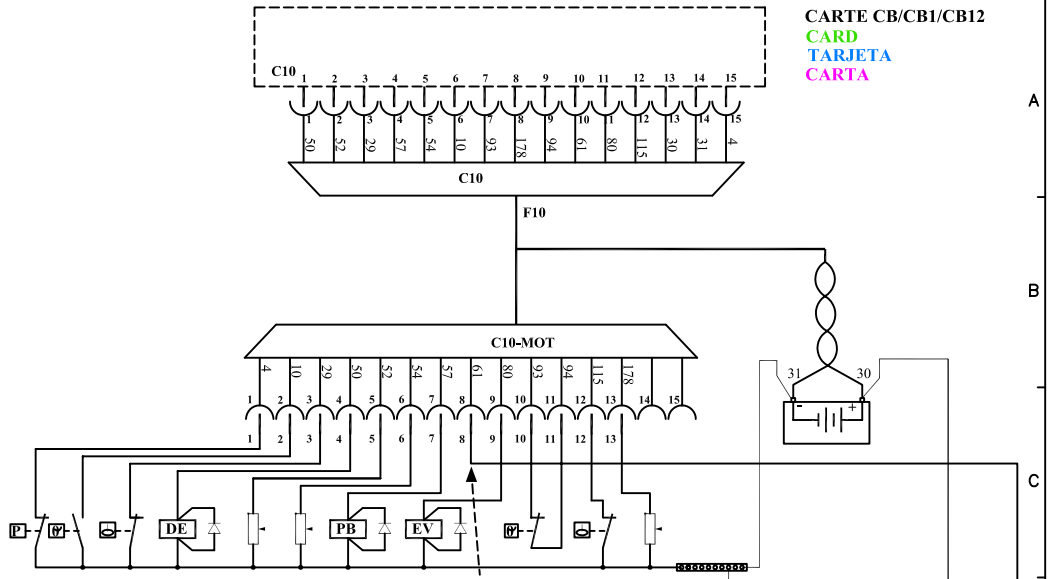

Indicateur Niveau Fuel	IndicadoreNivel Gasoil	Fuel Level Indicator / Indicador Nivel Combust.
Niveau Bas R. J.	Nivel Bajo Gasoil	Low Level Fuel / Nivel baixo Combust.
Thermostat Eau	Mando Precaldeo Agua	Water Heater Control / Cmd pré-aquecim Agua
Excitation AdC	Excitacion Alt. de carga bat.	Excitation alternato battery / Excitacao Alt. de carga bat.
Commande EV Fuel	Mando Electroval Gaso	Fuel Valve Control / Cmd Electroválv Comb
Commande Préchauff. Bougie	Mando Precalentamento Bujia	Heating Plug Control / Cmd Velas Incandesc.
Indicateur Température Eau	Indicadore Temperatura Agua	Water Temperature Indicator / Indicador Temperatura Agua
Indicateur Pression Huile	Indicadore Presion Del Aceite	Oil Pressure Indicator / Indicador Pressão Óleo
Commande Démarreur	Mando Arrancador	Starter Control / Cmd Motor Arranque
Niveau Bas Eau Radia.	Nivel Bajo Agua Radia.	Water Low Level / Nivel Baixo Agua
Température Eau	Temperatura Agua	Water Temperature / Temperatura Agua
Pression huile	Presion Del Aceite	Oil Pressure / Pressão Óleo

DESIGNATION : CABLAGE MOTEUR DE BASE / STANDARD ENGINE WIRING
CABLEADO MOTOR STANDARD / CABAGEM MOTOR STADARD

R3000

DATE.	IND.	FOLIO
30/03/00	A	05/1

CARTE CB/CB1/CB12
CARD
TARJETA
CARTA

FACE AVANT
FRONT VIEW
CARA FRONTAL
FACE DIANTEIRA

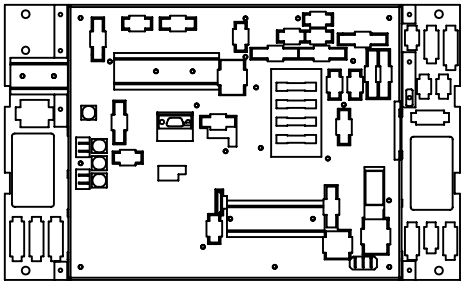

FACE ARRIERE
REAR VIEW
CARA TRASERA
FACE TRASEIRA

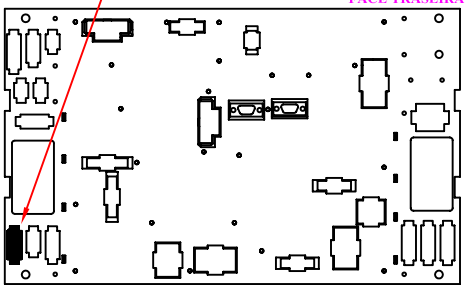

NOMENCLATURE
LEGEND
NOMENCLATURA
NOMENCLATURA

REPERE	REFERENCE
ITEM	REFERENCE
SENAL	REFERENCIA
SINAL	REFERENCIA

F105-POT/F	N°105-POT/F - SOR20080004
F105	N°105-316071764..
05K18	31613070401/12Vdc — 31613070501/24Vdc
05Q18	MG - 24434 1X16 Courbe C - 31613083901

CARTE CB/CB1/CB12
CARD
TARJETA
CARTA

POTENTIOMETRE AJUSTAGE VITESSE
AJUSTEMENT SPEED
AJUSTE VELOCIDAD
REGULACAO VELOCIDADE

Br
P1
Nr
R

P1= 5 KOHMS

F105-POT/F

C105-POT/F

R 4
Nr 3
Br 2
1

4 R
3 Nr
2 Br
1

C105

F105

BOITIER REGULATION ELECTRONIQUE DE VITESSE MOTEUR
ELECTRONIC ENGINE SPEED REGULATION BOX
CAJA REGULACION ELECTRONICA VELOCIDAD MOTOR
CAIXA REGULACAO ELECTRONICA VELOCIDAD MOTOR

GAC

ACTUATOR PICK UP BATTERY
A B C D E F G H J

206 207 209 210 205 0204

105 104 103 102

R1 R2
Nr
Br R

204
1
05Q18
2
203
86
05K18
85
87
30

R1= 380KOHMS
R2= 120KOHMS

205
204

EV PB DE

B+ D B-

B+ D+ B-

ALT

206 207 209 210

ACTUATOR

MAGNETIC
PICK-UP

Br : Brun/Brown/Marron/Castanho
Nr : Noir/Black/Negro/Petro
R : Rouge/Red/..

DESIGNATION : OPTION : REGUL. ELECTRONIQUE - REGLAGE VITESSE / OPCION : REGULACION ELECTRONICA - AJUSTE VELOCIDAD
OPTION : ELECTRONIC GOVERNOR - SPEED ADJUSTMENT / OPCAO : REGULACAO ELECTRONICA / REGULACAO VELOCIDADE

R3000

DATE.	IND.	FOLIO
18/10/00	B	05/3

CARTE CB/CB1/CB12
CARD
TARJETA
CARTA

FACE AVANT
FRONT VIEW
CARA FRONTAL
FACE DIANTEIRA

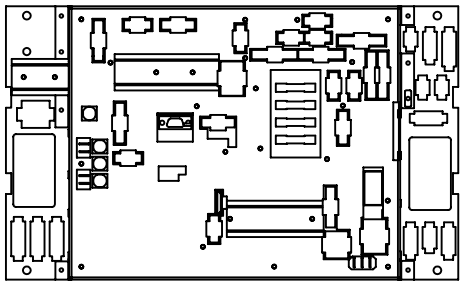

FACE ARRIERE
REAR VIEW
CARA TRASERA
FACE TRASEIRA

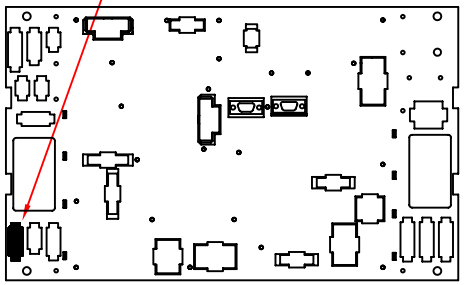

NOMENCLATURE
LEGEND
NOMENCLATURA
NOMENCLATURA

REPERE	REFERENCE
ITEM	REFERENCE
SENAL	REFERENCIA
SINAL	REFERENCIA

F105-POT/F	N°105-POT/F - SOR20080004
F105	N°105-316071764..
05K18	31613070401/12Vdc — 31613070501/24Vdc
05Q18	MG - 24434 1X16 Courbe C - 31613083901

CARTE CB/CB1/CB12
CARD
TARJETA
CARTA

POTENTIOMETRE AJUSTAGE VITESSE
AJUSTMENT SPEED
AJUSTE VELOCIDAD
REGULACAO VELOCIDADE

P1= 5 KOHM

F105-POT/F

F105

ELECTRONIC ENGINE SPEED REGULATION BOX
CAJA REGULACION ELECTRONICA VELOCIDAD MOTOR
CAIXA REGULACAO ELECTRONICA VELOCIDAD MOTOR
BOITIER REGULATION ELECTRONIQUE DE VITESSE MOTEUR

EFC
BARBER-COLMANN
DYN1-10794

05Q18

05K18

R1= 380KOHMS
R2= 120KOHMS

EV PB DE

D

ALT

ACTUATOR

MAGNETIC
PICK-UP

Br : Brun/Brown/Marron/Castanho
Nr : Noir/Black/Negro/Petro
R : Rouge/Red/..

DESIGNATION :	REGUL. ELECTRONIQUE - REGLAGE VITESSE / OPCION : REGULACION ELECTRONICA - AJUSTE VELOCIDAD ELECTRONIC GOVERNOR - SPEED AJUSTEMENT / OPCAO : REGULACAO ELECTRONICA / REGULACAO VELOCIDADE	R3000	DATE. 21/06/00	IND. B	FOLIO 05/4

CARTE CB/CB1/CB12
CARD
TARJETA
CARTA

FACE AVANT
FRONT VIEW
CARA FRONTAL
FACE DIANTEIRA

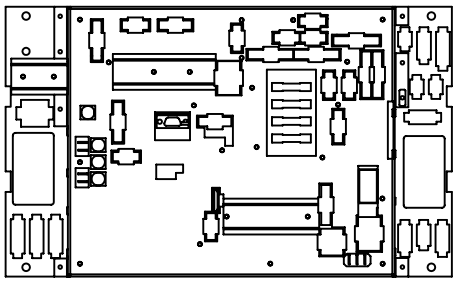

FACE ARRIERE
REAR VIEW
CARA TRASERA
FACE TRASEIRA

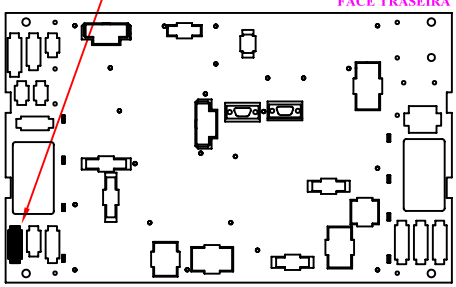

NOMENCLATURE
LEGEND
NOMENCLATURA
NOMENCLATURA

REPERE	REFERENCE
ITEM	REFERENCE
SENAL	REFERENCIA
SINAL	REFERENCIA
F105-POT/F	N°105-POT/F - SOR20080004
F105	N°105-316071764..
05K18	31613070401/12Vdc — 31613070501/24Vdc
05Q18	MG - 24434 1X16 Courbe C - 31613083901

CARTE CB/CB1/CB12
CARD
TARJETA
CARTA

POTENTIOMETRE AJUSTAGE VITESSE
AJUSTMENT SPEED
AJUSTE VELOCIDAD
REGULACAO VELOCIDADE

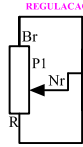

P1= 5 KOHM

F105-POT/F

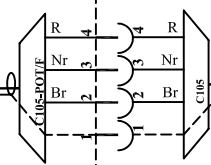

F105

BOITIER REGULATION ELECTRONIQUE DE VITESSE MOTEUR
ELECTRONIC ENGINE SPEED REGULATION BOX
CAJA REGULACION ELECTRONICA VELOCIDAD MOTOR
CAIXA REGULACAO ELECTRONICA VELOCIDAD MOTOR

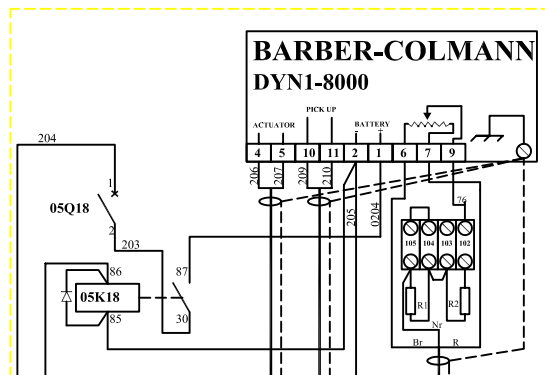

R1= 380KOHMS
R2= 120KOHMS

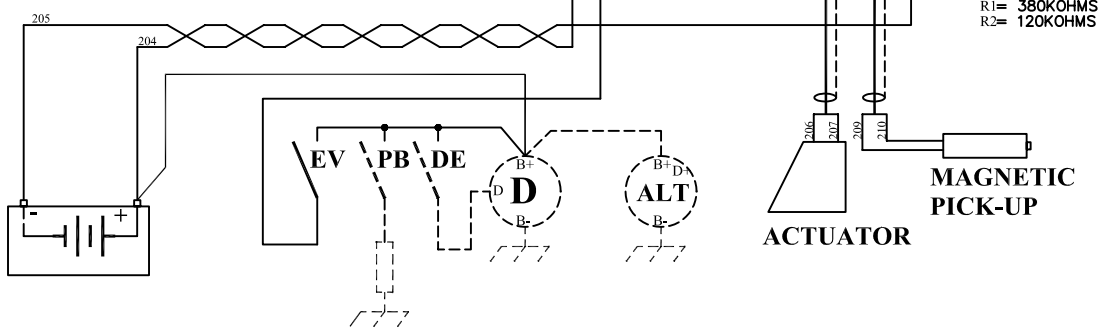

DESIGNATION : REGUL. ELECTRONIQUE - REGLAGE VITESSE ELECTRONIC GOVERNOR - SPEED AJUSTEMENT	/ OPCION : REGULACION ELECTRONICA - AJUSTE VELOCIDAD / OPCAO : REGULACAO ELECTRONICA / REGULACAO VELOCIDADE	R3000	DATE. 18/10/00	IND. B	FOLIO 05/5

CARTE CB12
CARD
TARJETA
CARTA

FACE AVANT
FRONT VIEW
CARA FRONTAL
FACE DIANTEIRA

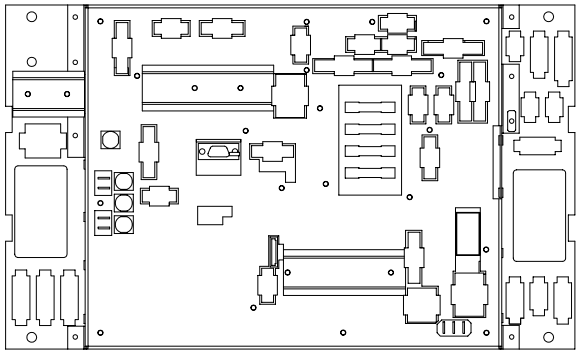

FACE ARRIERE
REAR VIEW
CARA TRASERA
FACE TRASEIRA

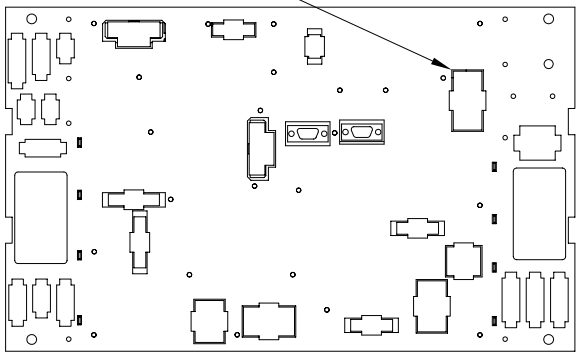

NOMENCLATURE
LEGEND
NOMENCLATURA
NOMENCLATURA

REPERE	REFERENCE
ITEM	REFERENCE
SENAL	REFERENCIA
SINAL	REFERENCIA

F10	FAISCEAU-TELYS-010

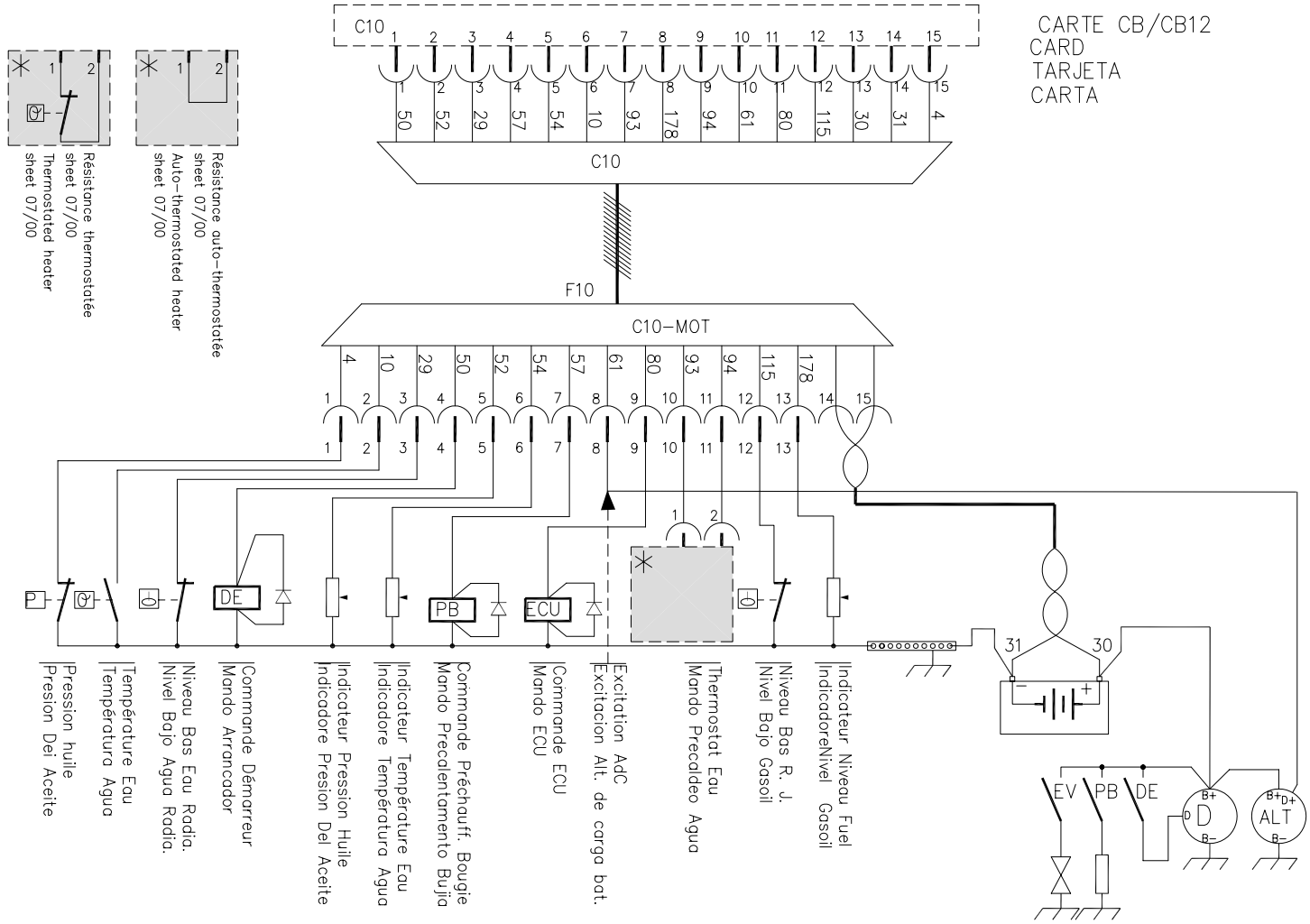

DESIGNATION : CABLAGE MOTEUR JOHN DEERE AVEC JDEC
JOHN DEERE WITH JDEC ENGINE WIRING
CABLEADO MOTOR JOHN DEERE CON JDEC
CABAGEM MOTOR JOHN DEERE COM JDEC

DATE.	IND.	SHEET
27/06//02	B	05/07

CARTE CB12
CARD
TARJETA
CARTA

FACE AVANT
FRONT VIEW
CARA FRONTAL
FACE DIANTEIRA

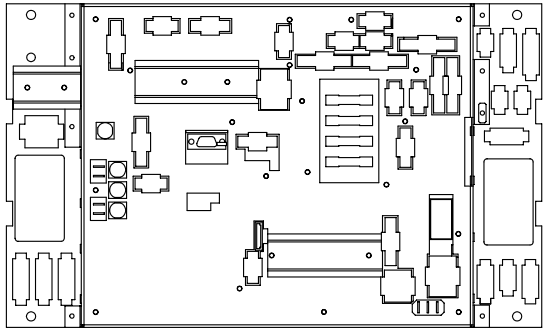

FACE ARRIERE
REAR VIEW
CARA TRASERA
FACE TRASEIRA

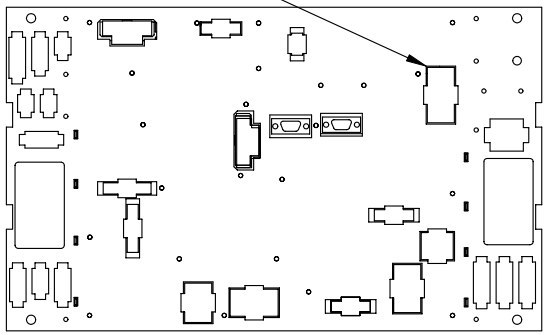

NOMENCLATURE
LEGEND
NOMENCLATURA
NOMENCLATURA

REPERE	REFERENCE
ITEM	REFERENCE
SENAL	REFERENCIA
SINAL	REFERENCIA

F10	FAISCEAU-TELYS-010

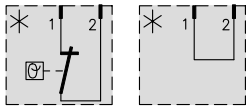

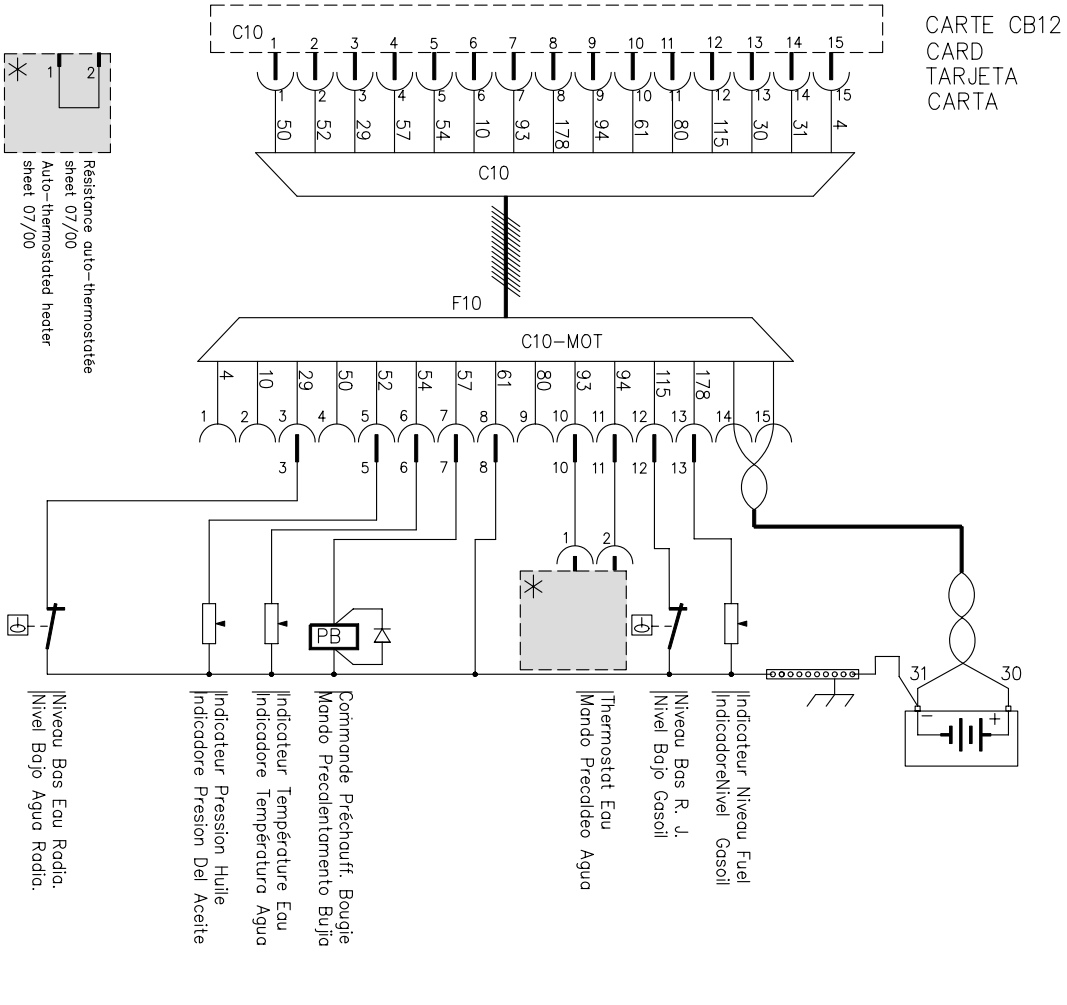

DESIGNATION : CABLAGE MOTEUR VOLVO D12 VOLVO D12 ENGINE WIRING	CABLEADO MOTOR VOLVO D12 CABAGEM MOTOR VOLVO D12			DATE. 08/10/02	IND. A	SHEET 05/08

CARTE CB12
CARD
TARJETA
CARTA

FACE AVANT
FRONT VIEW
CARA FRONTAL
FACE DIANTEIRA

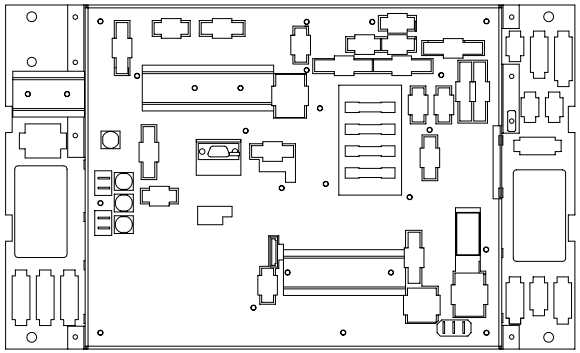

FACE ARRIERE
REAR VIEW
CARA TRASERA
FACE TRASEIRA

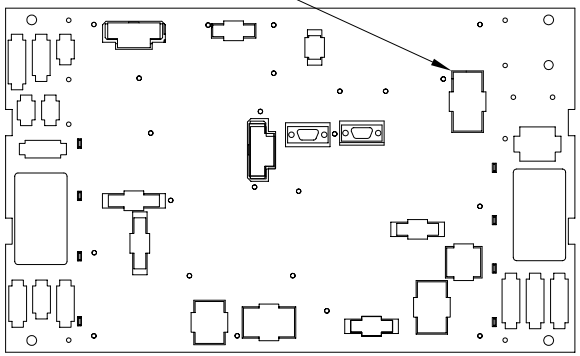

NOMENCLATURE
LEGEND
NOMENCLATURA
NOMENCLATURA

REPERE	REFERENCE
ITEM	REFERENCE
SENAL	REFERENCIA
SINAL	REFERENCIA

F10	FAISCEAU-TELYS-010

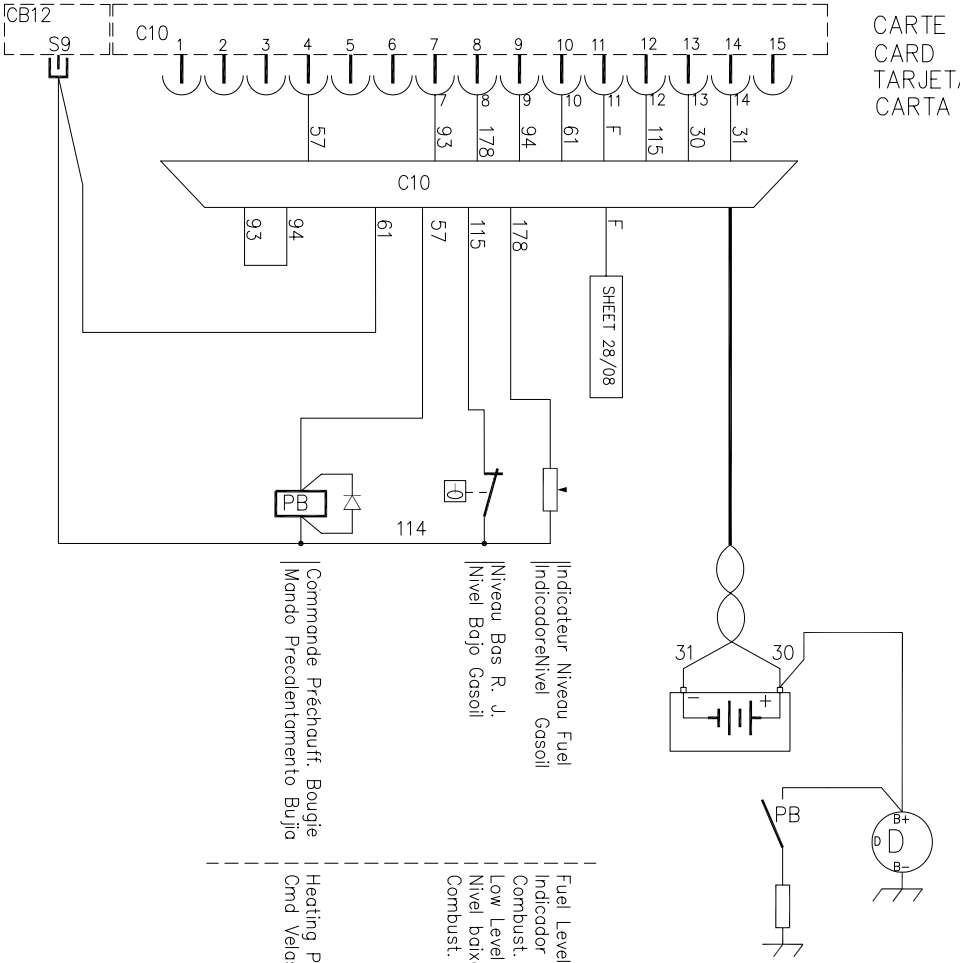

CARTE CB12
CARD
TARJETA
CARTA

DESIGNATION : CABLAGE MOTEUR VOLVO D9/D12/D16
VOLVO D9/D16 ENGINE WIRING

CABLEADO MOTOR VOLVO D9/D12/D16
CABAGEM MOTOR VOLVO D9/D12/D16

DATE.	IND.	SHEET
17/01/05	B	05/10

CARTE CB12
CARD
TARJETA
CARTA

FACE AVANT
FRONT VIEW
CARA FRONTAL
FACE DIANTEIRA

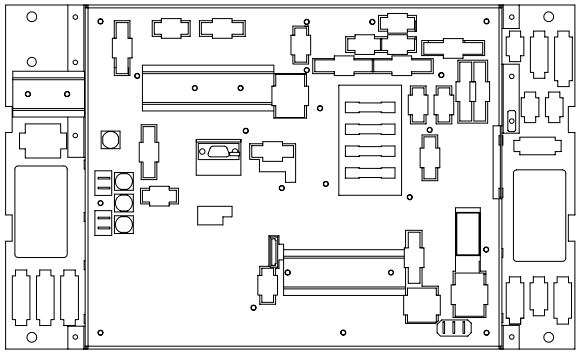

FACE ARRIERE
REAR VIEW
CARA TRASERA
FACE TRASEIRA

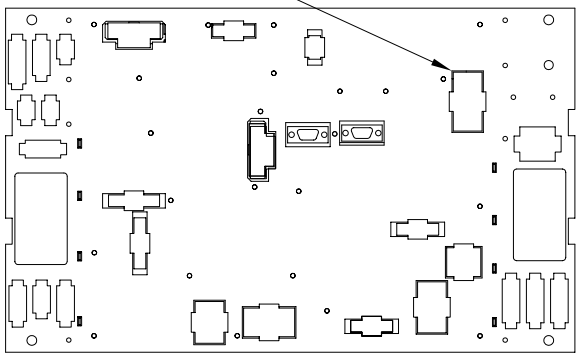

NOMENCLATURE
LEGEND
NOMENCLATURA
NOMENCLATURA

REPERE	REFERENCE
ITEM	REFERENCE
SENAL	REFERENCIA
SINAL	REFERENCIA

F10	FAISCEAU-TELYS-010

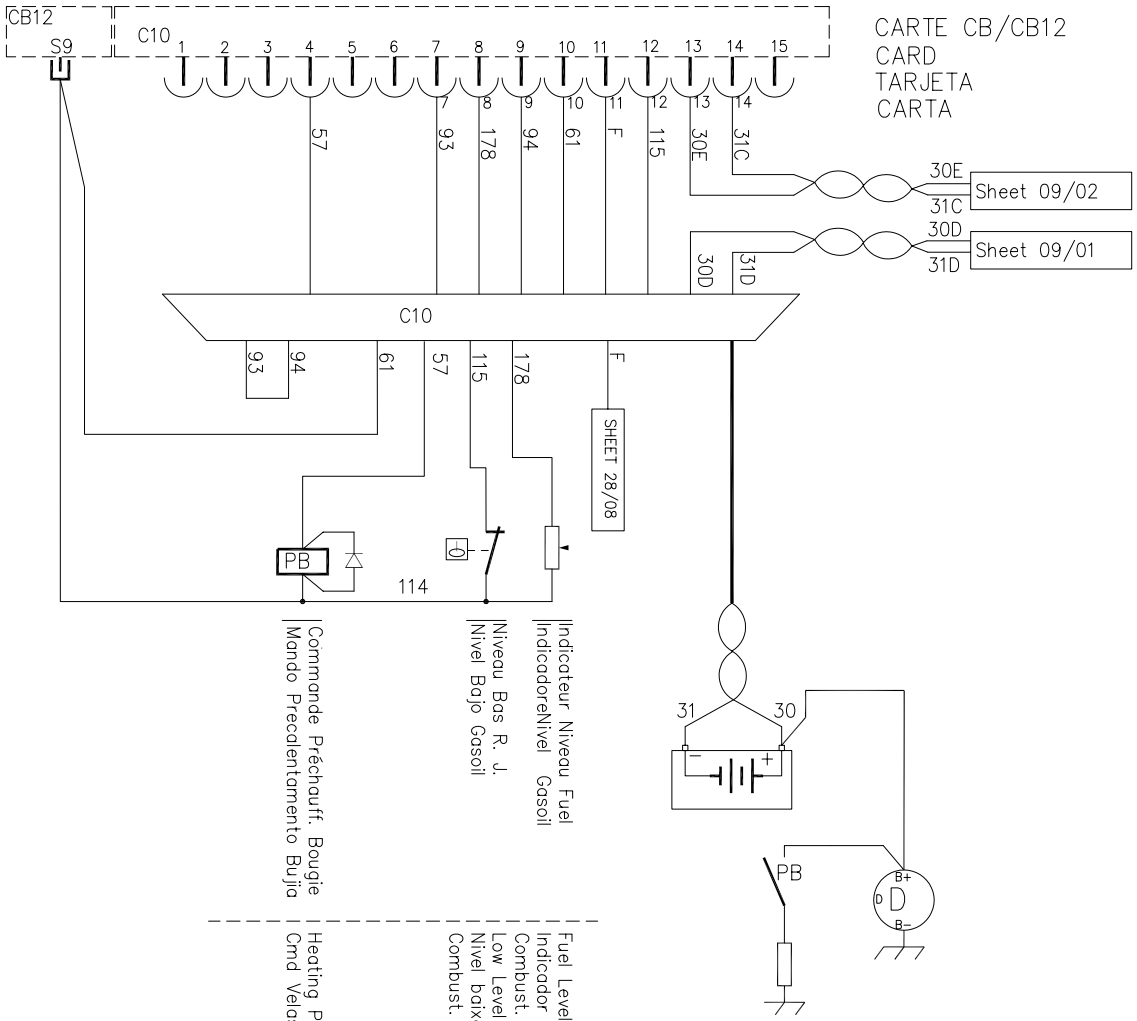

DESIGNATION : CABLAGE MOTEUR VOLVO D9/D12/D16 GES
VOLVO D9/D16 ENGINE WIRING GES

CABLEADO MOTOR VOLVO D9/D12/D16 GES
CABAGEM MOTOR VOLVO D9/D12/D16 GES

DATE.	IND.	SHEET
18/03/05	A	05/12

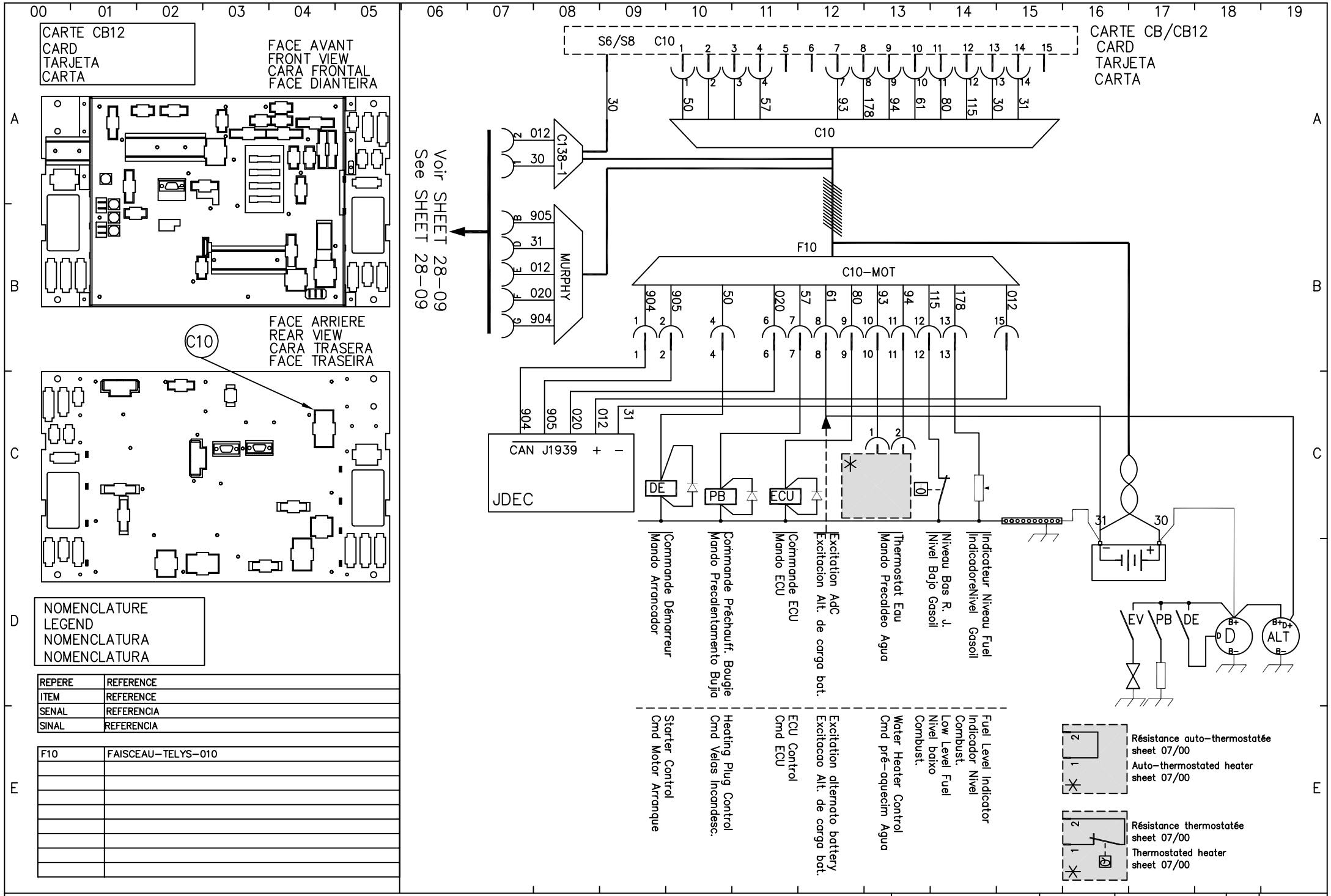

REPERE	REFERENCE
ITEM	REFERENCE
SENAL	REFERENCIA
SINAL	REFERENCIA

F10	FAISCEAU-TELYS-010

DESIGNATION : CABLAGE MOTEUR JOHN DEERE AVEC JDEC
JOHN DEERE WITH JDEC ENGINE WIRING
CABLEADO MOTOR JOHN DEERE CON JDEC
CABAGEM MOTOR JOHN DEERE COM JDEC

DATE.	IND.	SHEET
27/06//02	A	05/17

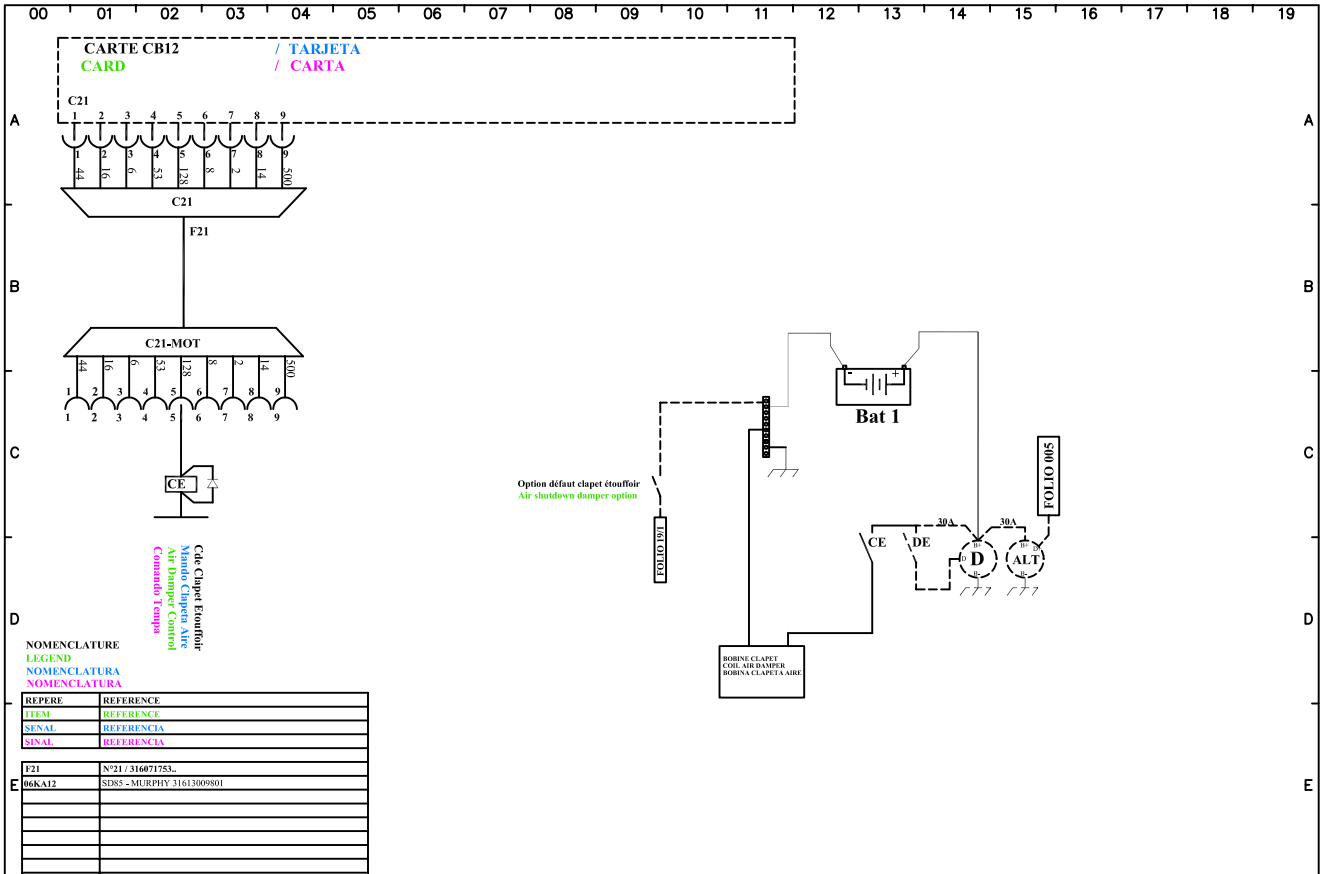

NOMENCLATURE
LEGEND
NOMENCLATURA
NOMENCLATURA

REPERE	REFERENCE
ITEM	REFERENCE
SENAL	REFERENCIA
SINAL	REFERENCIA
F21	N°21 / 316071753..
06KA12	SD85 - MURPHY 31613009801

DESIGNATION : Cde Clapet Etouffoir / Air Damper Control
Mando Clapeta Aire / Comando Tempa

R3000

DATE.	IND.	FOLIO
20/04/01	B	06/4

CARTE CB/CB1/CB12
CARD
TARJETA
CARTA

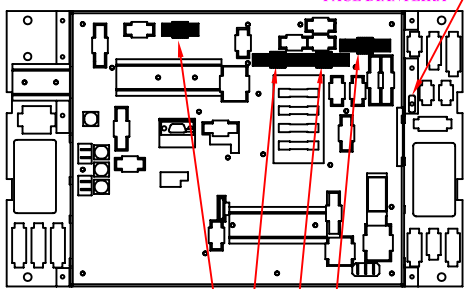

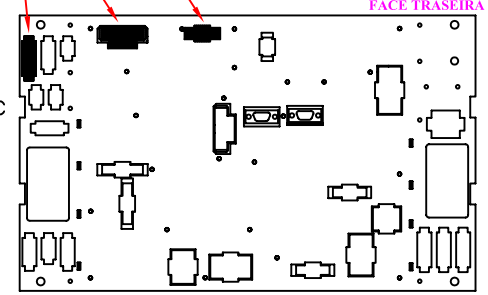

NOMENCLATURE
LEGEND
NOMENCLATURA
NOMENCLATURA

REPERE	REFERENCE
ITEM	REFERENCE
SENAL	REFERENCIA
SINAL	REFERENCIA
F31/33/34	N°31/33/34 / SOR 200 800 20
F27	N°27 / SOR 200 800 16
F100-MD	N°100-MD / SOR 200 800 01
F100	N°100 / 316071799..
07KM08	TEL LA4KE1B (LP1K09004JD-12VDC) /(LP1K09004BD-24VDC)

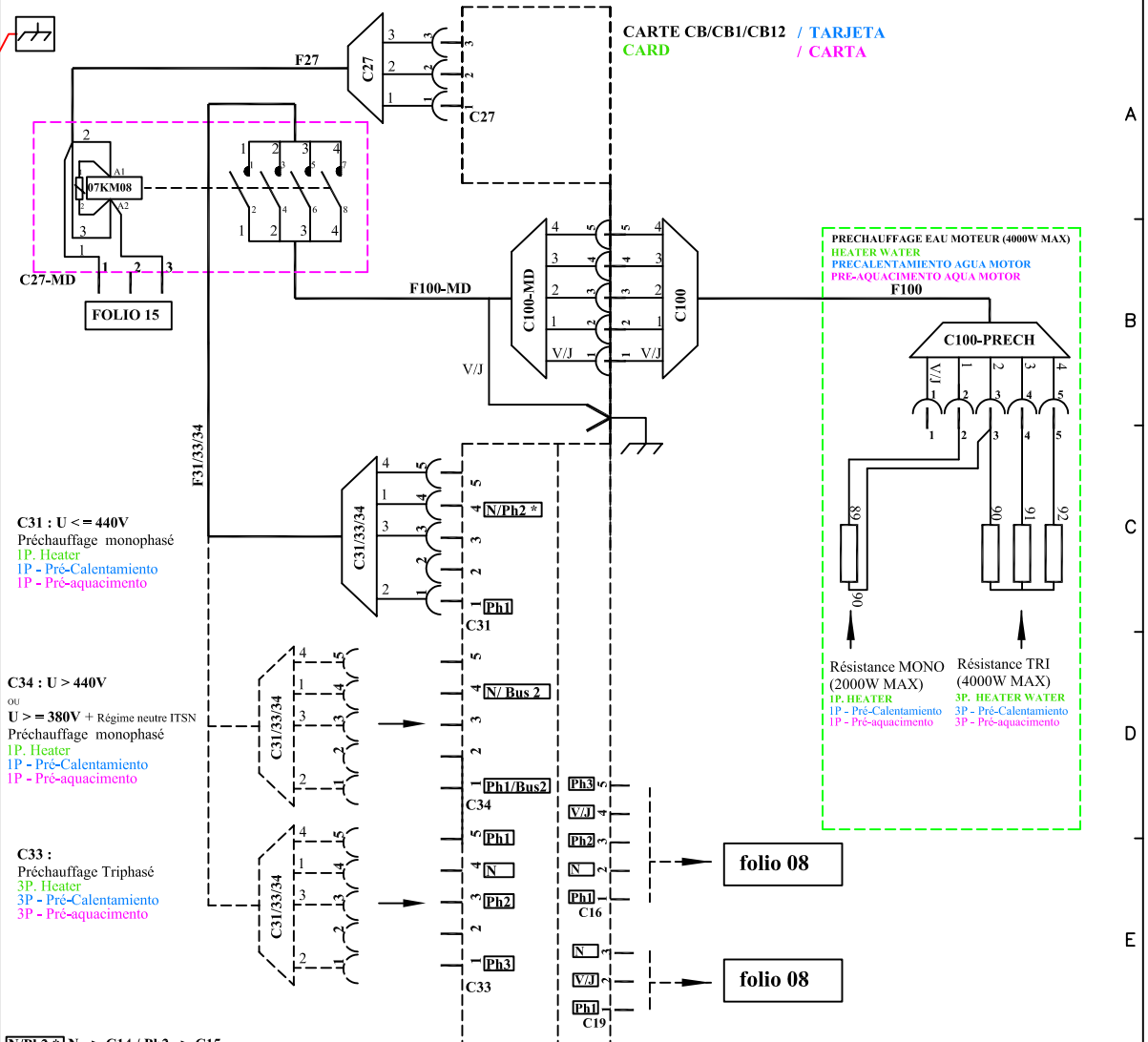

DESIGNATION : OPTION : PRECHAUFFAGE EAU MOTEUR / OPCION : PRECALENTAMIENTO AQUA MOTOR
OPTION : HEATER WATER / OPCAO : PRE-AQUACIMENTO AGUA MOTOR

R3000

DATE.	IND.	FOLIO
17/10/00	B	07

CARTE CB/CB1/CB12
CARD
TARJETA
CARTA

FACE AVANT
FRONT VIEW
CARA FRONTAL
FACE DIANTEIRA

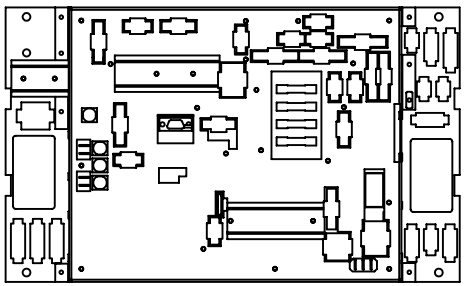

FACE ARRIERE
REAR VIEW
CARA TRASERA
FACE TRASEIRA

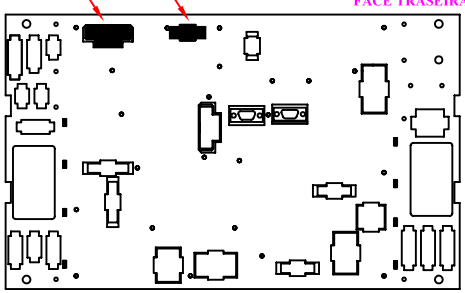

NOMENCLATURE
LEGEND
NOMENCLATURA
NOMENCLATURA

REPERE	REFERENCE
ITEM	REFERENCE
SENAL	REFERENCIA
SINAL	REFERENCIA
F16	N°16 / 316071778..(3P+N / 3P) - 316071797..(1P+N / 2P+N)
F19	N°19 / 316071779..
07T10	TRANSFO . 1500VA 400/230Vac - SOR14470002

CARTE CB/CB1/CB12 / TARJETA
CARD / CARTA

PLATINE UTILISATION / PLATINA UTILIZATION
UTILIZATION BOARD / PLATINA UTILIZACAO

BUS 1
U <= 440V

Ph3 5 — 3
V/J 4 — V/J
Ph2 3 — 2
N 2 — N
Ph1 1 — 1
C16

C16 → F16 → C16-UTIL → B16 → 208/600VAC-15A MAX

ALIMENTATION UTILISATION (3P+N ou 3P)
SUPPLY FROM STANDBY (3P+N or 3P)
ALIMENTATION SOBRE TENSION EMERGENCIA (3P+N / 3P)
ALIMENTACAO SOCCORO (3P+N / 3P)

C16 → F16 → C16-UTIL → B16 → 208/240VAC-15A MAX

ALIMENTATION UTILISATION (1P+N)
SUPPLY FROM STANDBY (1P+N)
ALIMENTATION SOBRE TENSION EMERGENCIA (1P+N)
ALIMENTACAO SOCCORO (1P+N)

C16 → F16 → C16-UTIL → B16 → 208/240VAC-15A MAX

ALIMENTATION UTILISATION (2P+N)
SUPPLY FROM STANDBY (2P+N)
ALIMENTATION SOBRE TENSION EMERGENCIA (2P+N)
ALIMENTACAO SOCCORO (2P+N)

BUS 2 :
(U > 440V
OU Régime neutre
ITSN & U > = 380V)

N 3 — N
V/J 2 — V/J
Ph1 1 — 1
C19

C19 → F19 → C19-UTIL → B19 → 240VAC 10A MAX

ALIMENTATION UTILISATION (BUS 2)
SUPPLY FROM STANDBY (BUS 2)
ALIMENTATION SOBRE TENSION EMERGENCIA (BUS 2)
ALIMENTACAO SOCCORO (BUS 2)

F19-aval → 07T10 (230Vac / 400Vac) → F19-ITSN → 400VAC 10A MAX

ALIMENTATION UTILISATION (BUS 2)
SUPPLY FROM STANDBY (BUS 2)
ALIMENTATION SOBRE TENSION EMERGENCIA (BUS 2)
ALIMENTACAO SOCCORO (BUS 2)

TRANSFO 400/230VAC (1500VA) pour régime de neutre ITSN
TRANSFO 400/230VAC (1500VA) for ITSN NEUTRAL SYSTEM
TRANSFORMADOR 400/230Vac - PARA REGIMEN DE NEUTRO (ITSN)
TRANSFORMADOR 400/230Vac - PARA REGIME DE NEUTRO (ITSN)

DESIGNATION : ARRIVEE TENSION SECOURUE / ALIMENTACION SOBRE TENSION EMERGENCIA
SUPPLY FROM STANBY / ALIMENTACAO SOCCORO

R3000

DATE.	IND.	FOLIO
26/01/01	D	08

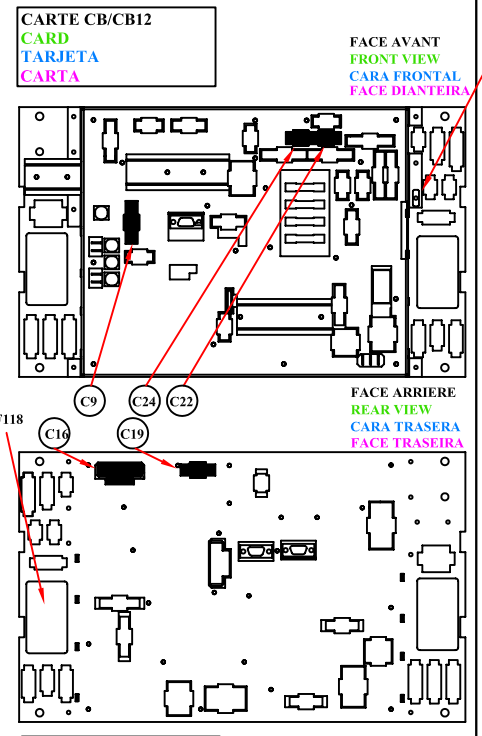

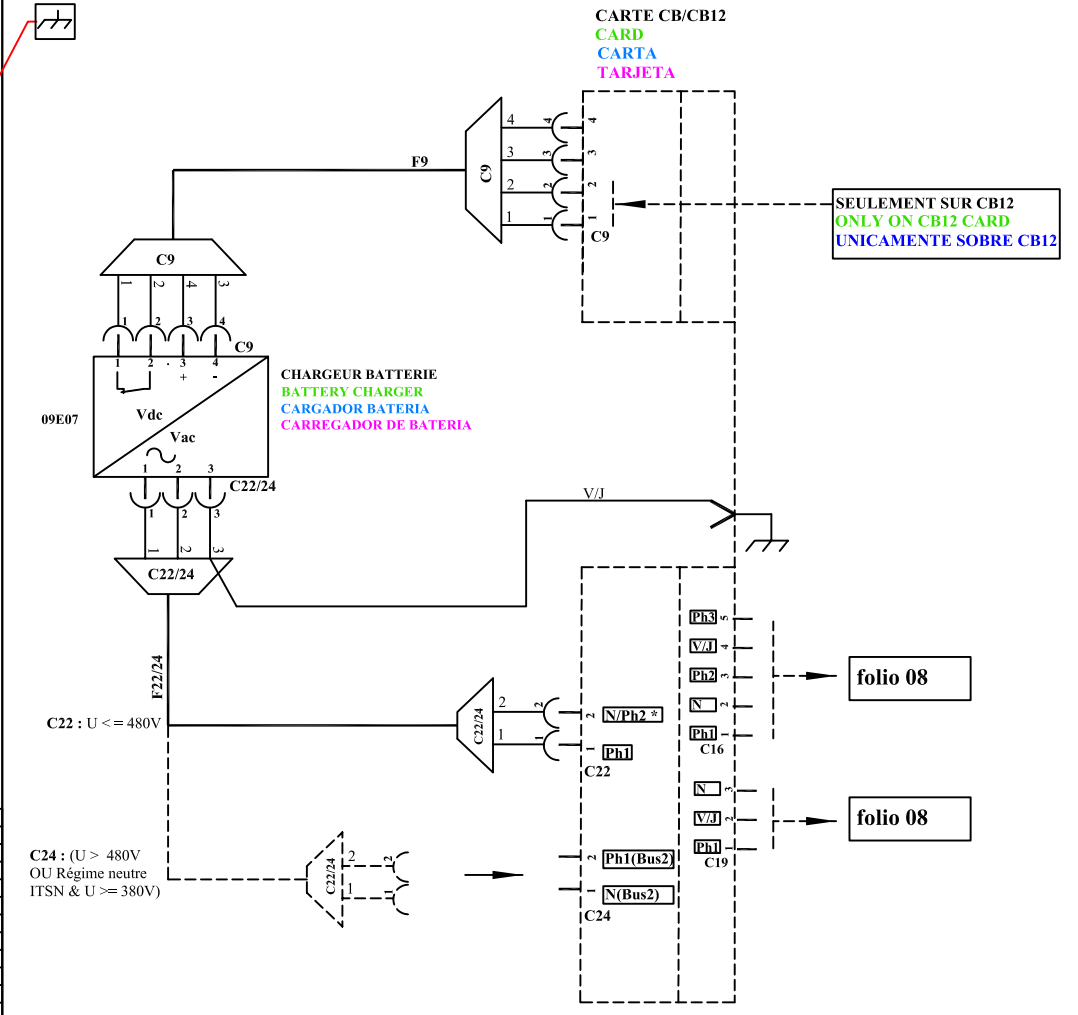

NOMENCLATURE
LEGEND
NOMENCLATURA
NOMENCLATURA

REPERE	REFERENCE
ITEM	REFERENCE
SENAL	REFERENCIA
SINAL	REFERENCIA

F22/24	N°22/24 - SOR 200 800 12
F9	N°9 - SOR 200 800 26
09E07	AEES-CE-D 2.5-12-N4 -(12VDC) / AEES-CE-D 03-24-N4-mD (24VDC)

DESIGNATION : OPTION : CHARGEUR BATTERIE / OPCION : CARGADOR BATERIA
OPTION : BATTERY CHARGER / OPCAO : CARREGADOR DE BATERIA

R3000

DATE.	IND.	FOLIO
18/10/00	C	09

CARTE CB/CB1/CB12
CARD
TARJETA
CARTA

FACE AVANT
FRONT VIEW
CARA FRONTAL
FACE DIANTEIRA

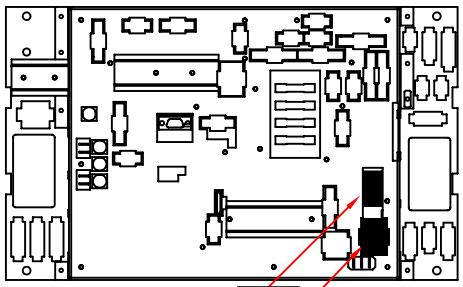

11KA10 C39 C37 C41

FACE ARRIERE
REAR VIEW
CARA TRASERA
FACE TRASEIRA

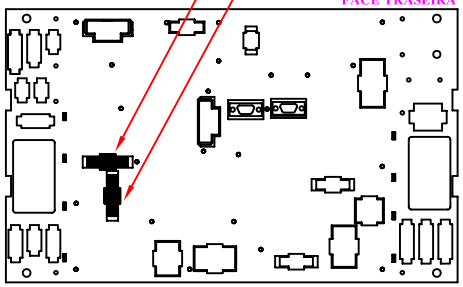

NOMENCLATURE
LEGEND
NOMENCLATURA
NOMENCLATURA

REPERE	REFERENCE
ITEM	REFERENCE
SENAL	REFERENCIA
SINAL	REFERENCIA

F37/41	N°37/41 - 316071760..
F119	N°119/316071798..
F120	N°120/316071808..
11E7	SOCO-RESYS type M-MP (12Vdc SOC49118601) - (24Vdc SOC49118602)
11KA10	SCHRTE24012(12Vdc) - SCHRTE24024(24Vdc)
11E19	MG50437-TA30

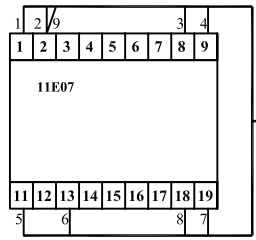

RELAIS DIFFERENTIEL
DIFFERENTIAL RELAY
RELE DIFERENCIAL

F39

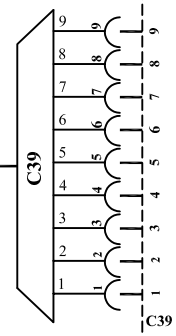

CARTE CB12
CARD
TARJETA
CARTA

11KA10
12Vdc ou 24Vdc

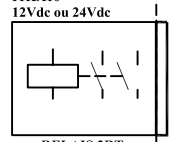

RELAIS 2RT
RELAY
RELE



208/240Vac F37/41

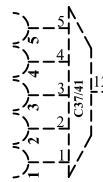

12/24Vdc

PLATINE UTILISATION
UTILISATION BOARD
PLATINE UTILIZACION
PLATINIA UTILIZACAO

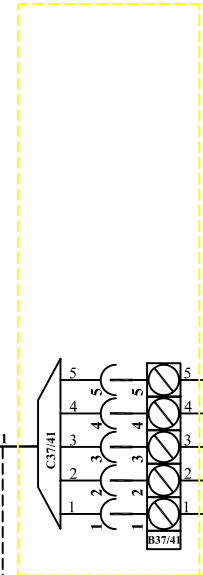

F120 F119

Folio 02

BOBINE MX
COIL MX
BOBINA MX

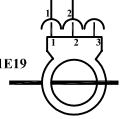

11E19

TORE
CLOSED WIDING
CERRADO DIAMETRO

DESIGNATION : OPTION : RELAIS DIFFERENTIEL / OPCION : RELE DIFERENCIAL
OPTION : DIFFERENTIAL RELAY / OPCAO : RELE DIFERENCIAL

R3000

DATE.	IND.	FOLIO
30/08/00	B	11/1

CARTE CB/CB1/CB12
CARD
TARJETA
CARTA

FACE AVANT
FRONT VIEW
CARA FRONTAL
FACE DIANTEIRA

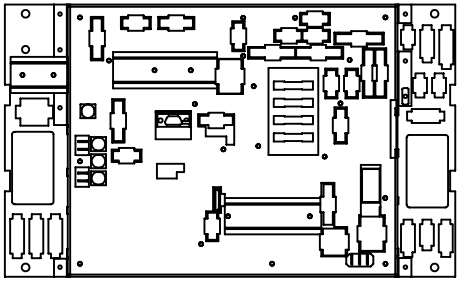

FACE ARRIERE
REAR VIEW
CARA TRASERA
FACE TRASEIRA

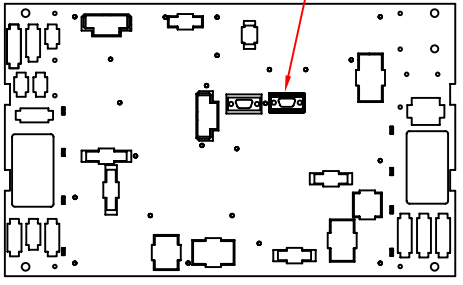

NOMENCLATURE
LEGEND
NOMENCLATURA
NOMENCLATURA

REPERE	REFERENCE
ITEM	REFERENCE
SENAL	REFERENCIA
SINAL	REFERENCIA

P2-P3	P2-P3 /316071803..
13E14	MODULE 34 (N°3) / 31613101701

CARTE CB/CB1/CB12
CARD
TARJETA
CARTA

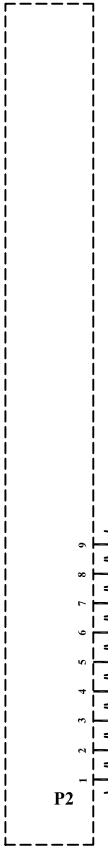

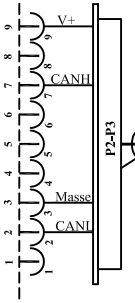

P2-P3

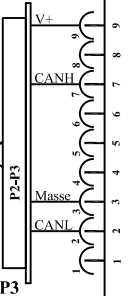

CONTACT POSITION DISJONCTEUR
AUX. CONTACT C.B. (NO)
CONTACTOS AUX. DISJUNCTOR (NO)
DUSJUNT FECHAD

PORTE MCPS OUVERTE
AUX. CONTACT MCPS (NO)
CONTACTOS AUX. MCPS (NO)
POR. MCPS ABERT.

PORTE COMP. AERO OUVERTE
AUX. CONTACT AERO DOOR (NO)
CONTACTOS AUX AERO (NO)
POR. AERO ABERT.

DEFAUT - FUITE FUEL
FUEL LEAKAGE FAULT (NO)
FALLO FUGA DE COMBUSTIBLE (NO)
FUGA DE COMBUS.

DEFAUT - FUITE HUILE
OIL LEAKAGE FAULT (NO)
FALLO FUGA ACEITE (NO)
FUGA DE OLEO

DEFAUT - DETECTION INCENDIE
FIRE DETECTION FAULT (NO)
DETEC. INCENDIE
DETEC. INCENDIO

DEFAUT - DEBIT EAU DE VILLE
MAINS WATER FLOW
CIRCUL. AGUA. RED
DEBIT AGUA RED

EJP J-1 - FRANCE UNIQUEMENT

2Q18
F121

13E14

SWITCH N°3 => Couleur bleu/blue color/Azul
SECURITE NEGATIVE (OFF)
SECURITE POSITIVE (ON)

SWITCH N°2
SWITCH N°1

MODULE 3	
1	OFF
2	OFF

BUS CAN

Output N°8 250Vac/1A MAX
Output N°7 250Vac/1A MAX
Output N°6 250Vac/1A MAX
Output N°5 250Vac/1A MAX
Output N°4 250Vac/1A MAX
Output N°3 250Vac/1A MAX
Output N°10 250Vac/4.9A MAX
Output N°9 250Vac/4.9A MAX
Output N°2 250Vac/1A MAX
Output N°1 250Vac/1A MAX

PLATINE UTILISATION
UTILISATION BOARD
PLATINA UTILIZACION
PLATINA UTILIZACAO

DESIGNATION : OPTION : MODULE 34 (CONFIGURE EN MODULE N°3) REPORTS / OPCION : MODULO 34(3) RELACIONES
OPTION : MODULE 34 (CONFIG. MODULE N°3) TRANSFERT SWITCHES / OPCAO : MODUL 34 (3) TRANSPORTES

R3000

DATE.	IND.	FOLIO
27/11/00	B	13/1

CARTE CB/CB1/CB12
CARD
TARJETA
CARTA

FACE AVANT
FRONT VIEW
CARA FRONTAL
FACE DIANTEIRA

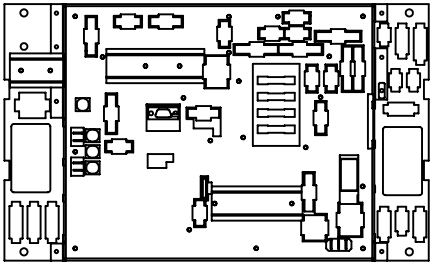

FACE ARRIERE
REAR VIEW
CARA TRASERA
FACE TRASEIRA

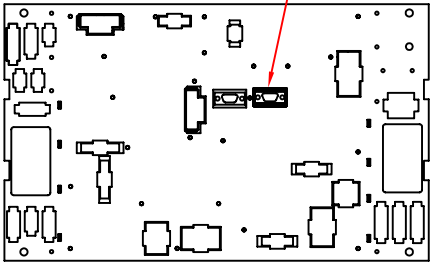

NOMENCLATURE
LEGEND
NOMENCLATURA
NOMENCLATURA

REPERE	REFERENCE
ITEM	REFERENCE
SENAL	REFERENCIA
SINAL	REFERENCIA

P2-P3	P2-P3 / 316071803..
13E14	MODULE 34 (N°3) / 31613101701
13Q12	MG - 2X10A Courbe C - 31613037510
F115	F115 / SOR20080041
F116	F116 / SOR20080042
F117	F117 / SOR20080043

CARTE CB/CB1/CB12
CARD
TARJETA
CARTA

PLATINE UTILISATION
UTILISATION BOARD
PLATINA UTILIZACION
PLATINA UTILIZACAO

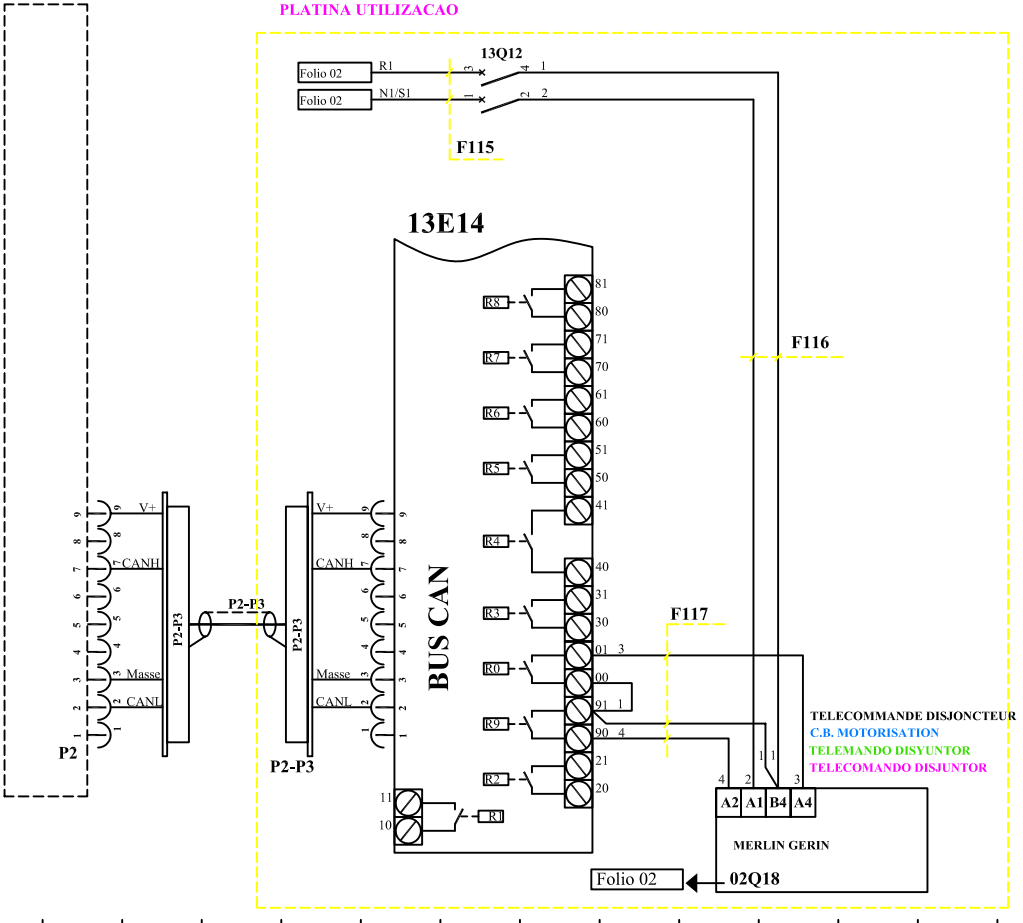

DESIGNATION : OPTION : TELECOMMANDE DISJONCTEUR / OPCION : TELEMANDO DISYUNTOR
OPTION : CIRCUIT BREAKER MOTORISATION / OPCAO : TELECOMANDO DISJUNTOR

R3000

DATE.	IND.	FOLIO
18/10/00	B	13/3

CARTE CB/CB1/CB12
CARD
TARJETA
CARTA

FACE AVANT
FRONT VIEW
CARA FRONTAL
FACE DIANTEIRA

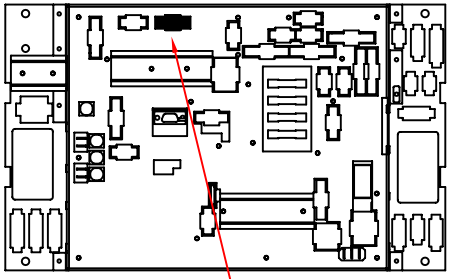

FACE ARRIERE
REAR VIEW
CARA TRASERA
FACE TRASEIRA

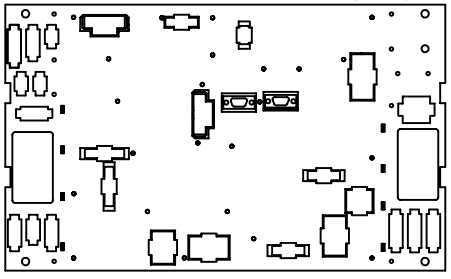

NOMENCLATURE
LEGEND
NOMENCLATURA
NOMENCLATURA

REPERE	REFERENCE
ITEM	REFERENCE
SENAL	REFERENCIA
SINAL	REFERENCIA

F27	N°27 - SOR20080017
15E07	MECATRONIC - MODULE MH - MEA14050001

CARTE CB/CB1/CB12
CARD
TARJETA
CARTA

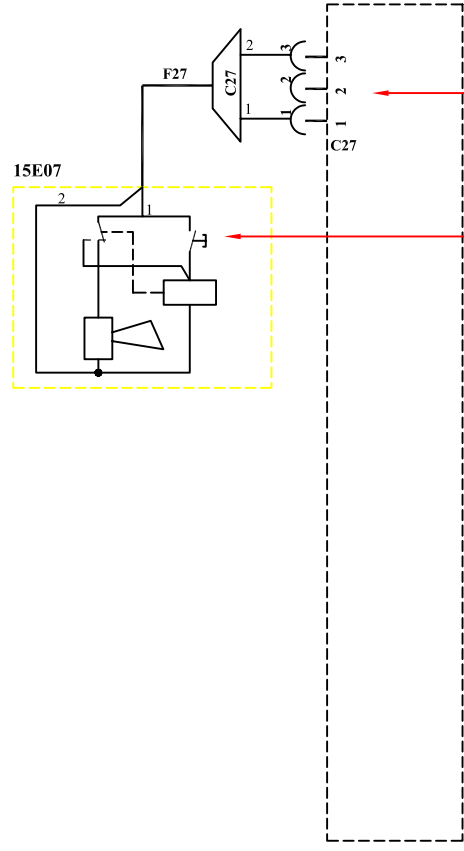

SI OPTION PRECHAUFFAGE SELECTIONNE VOIR FOLIO 07 POUR RACCORDEMENT
SEE FOLI 07 FOR CONNEXION IF HEATER WATER OPTION IS CONNECTED
SI SE SELECCIONA LA OPCION DE PRECALDEO VER FOLIO 07 PARA CONEXIONADO

BOUTON POUSSOIR RESET ALARME
RESET ALARM PUSH BUTTON
BOTON PULSADOR PARADA SIRENA

DESIGNATION : OPTION : ALARME SONORE / OPCION : ALARMA ACUSTICA
OPTION : ALARM BUZZER / OPCAO : ALARME SONORO

R3000

DATE.	IND.	FOLIO
30/03/00	A	15

CARTE CB12

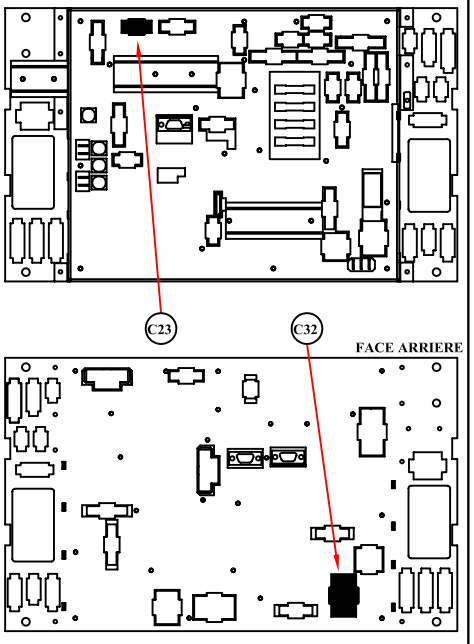

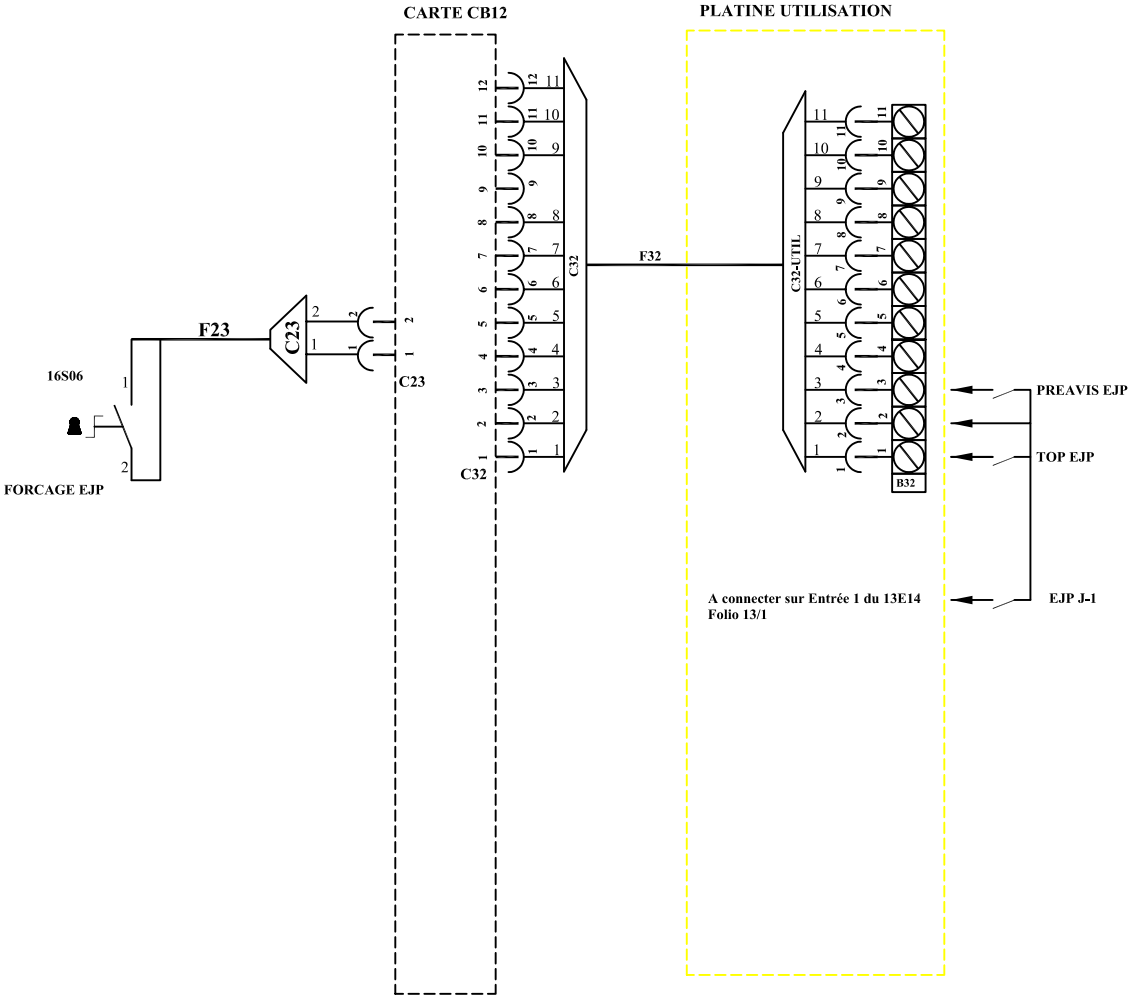

NOMENCLATURE

REPERE	REFERENCE
F23	N°23 - SOR20080013
F32	N°32 - 316071757..
16S06	TELZB4BG4 ÷ TELZB4BZI01

DESIGNATION : **OPTION : EJP (FRANCE UNIQUEMENT)**

R3000

DATE.	IND.	FOLIO
21/11/00	C	16

CARTE CB/CB1/CB12
CARD
TARJETA
CARTA

FACE AVANT
FRONT VIEW
CARA FRONTAL
FACE DIANTEIRA

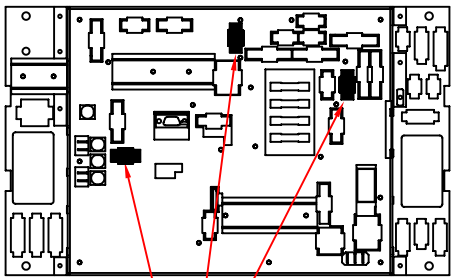

FACE ARRIERE
REAR VIEW
CARA TRASERA
FACE TRASEIRA

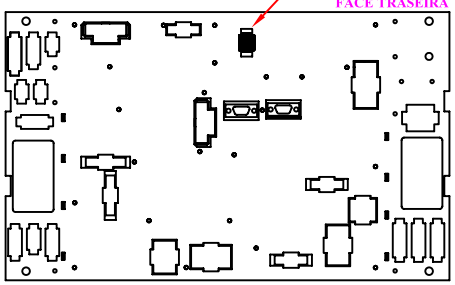

NOMENCLATURE
LEGEND
NOMENCLATURA
NOMENCLATURA

REPERE	REFERENCE
ITEM	REFERENCE
SENAL	REFERENCIA
SINAL	REFERENCIA

F25/28	N°25 - SOR20080014
F29	N°29 - SOR20080018
F30	N°30 - 316071755..
F32	N°32 - 316071757..
17Q08	MG - 2X10A Courbe C MGN24449

CARTE CB12
CARD
TARJETA
CARTA

PLATINE UTILISATION
UTILISATION BOARD
PLATINA UTILIZACION
PLATINA UTILIZACAO

208/277Vac
C25/28
Ph3
N/Ph2 *
C28
F25/28
12/24Vdc
C25
17Q08
F29
C29
C32
F32
C32-UTIL
B32
C30
F30
C30-UTIL
B30
DC
NIVEAU BAS AERO
AERO WATER LOW LEVEL
NIVEL BAJO AGUA AERO
NIVEL BAIXO AREO
DEFAUT AERO
FAULT AERO MOTOR
FALLO MOTOR DE AERO
DEFEITO AERO
M
ELECTRO-VOLET
ELECTRO-FLAPS
REJILAS
ELECTRO-VALVULA

N/Ph2 * N → C14 / Ph2 → C15

DESIGNATION : OPTIONS : AEROREFROIDISSEUR / ELECTRO-VOLET / OPCION : MOTOR DE AERO / REJILAS
OPTION : AERO / ELECTRO-FLAPS / OPCAO : AERO / ELECTRO-VALVULA

R3000

DATE.	IND.	FOLIO
18/10/00	B	17

CARTE CB/CB1/CB12
CARD
TARJETA
CARTA

FACE AVANT
FRONT VIEW
CARA FRONTAL
FACE DIANTEIRA

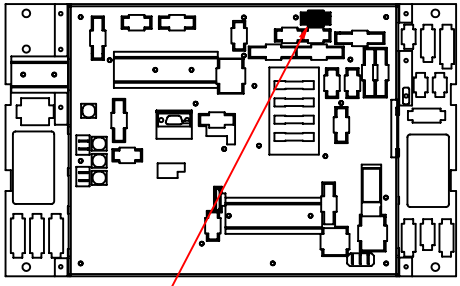

FACE ARRIERE
REAR VIEW
CARA TRASERA
FACE TRASEIRA

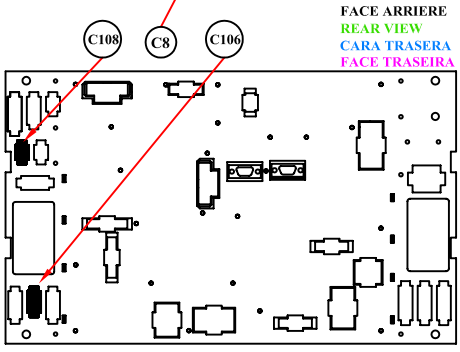

NOMENCLATURE
LEGEND
NOMENCLATURA
NOMENCLATURA

REPERE	REFERENCE
ITEM	REFERENCE
SENAL	REFERENCIA
SINAL	REFERENCIA

F8	N°8 - SOR20080025
F106	N°106 - 316071765..
F106-POT/U	N°106 -POT/U - SOR20080005
F108	N°108 - 316071801..
F108-MR	N°108-MR - SOR20080007
18Q08	MG - 2X10A Courbe C - MGN24449
18S06	SFEPE30AC1K20%A (LEROY SOMER)
	SFEPE30AC100K20%A (MECC ALTE)

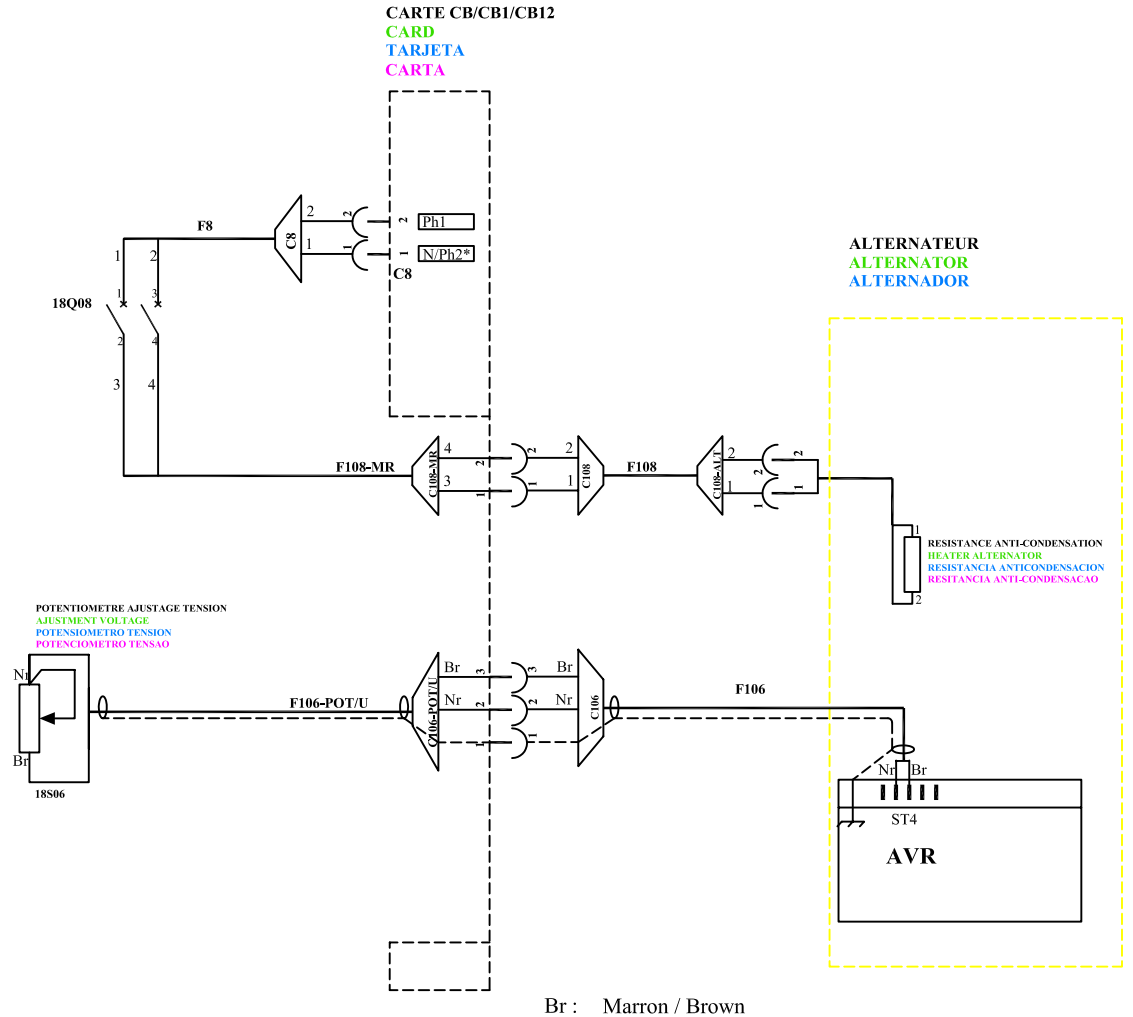

Br : Marron / Brown
Nr : Noir / Black

N/Ph2 * N → C14 / Ph2 → C15

DESIGNATION : OPTIONS : AJUST.TENSION/RESISTANCE ANTI-CONDENSATION / AJUSTE TENSION / PRECALENTAMIENTO ALTERNADOR
OPTION : VOLTAGE ADJUSTMENT / ALTERNATOR HEATER / POTENCIOMETRO TENSAO / RESISTENCIA ANTI-CONDENSACAO

R3000	DATE. 18/10/00	IND. B	FOLIO 18

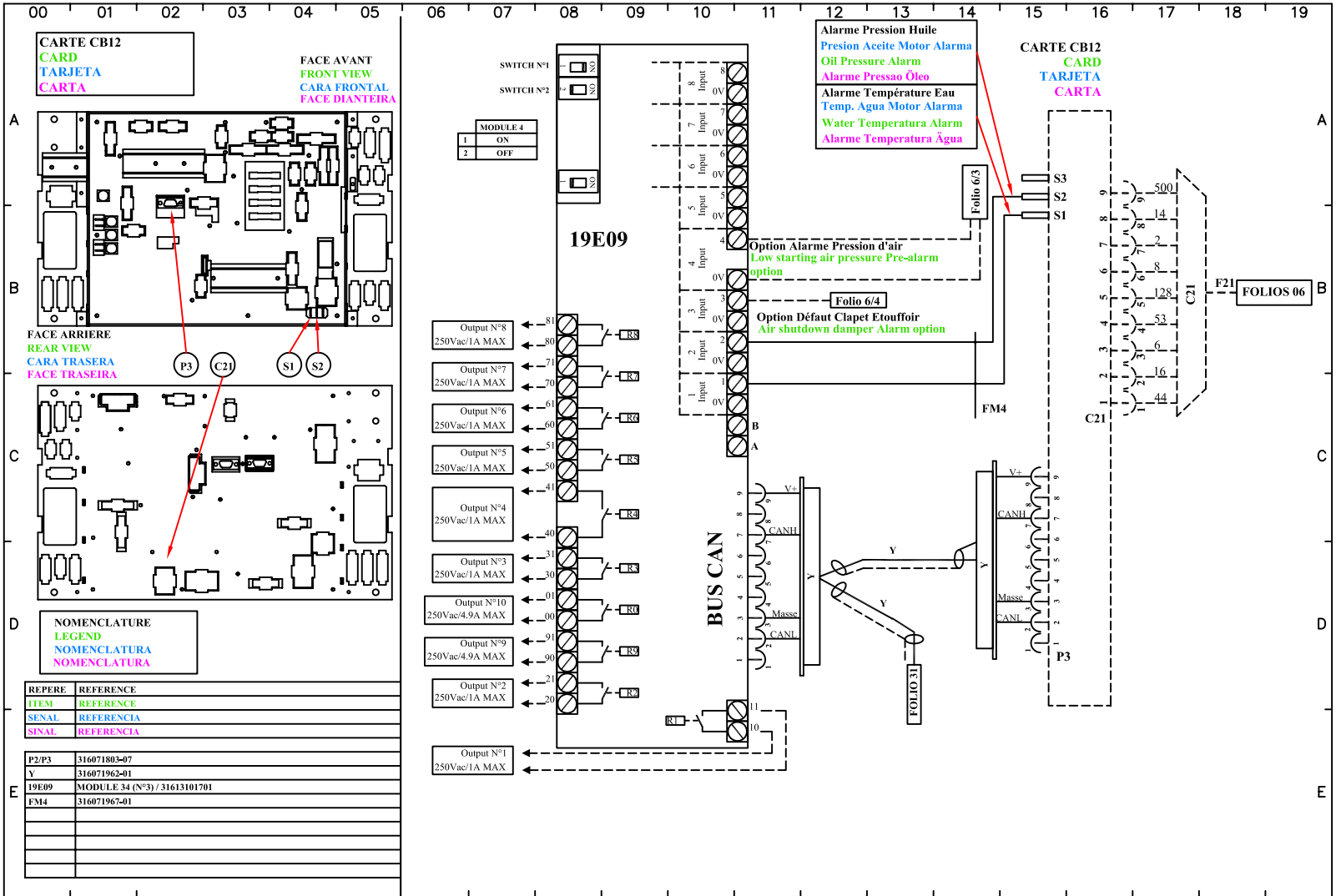

REPERE	REFERENCE
ITEM	REFERENCE
SENAL	REFERENCIA
SINAL	REFERENCIA

P2/P3	316071803-07
Y	316071962-01
19E09	MODULE 34 (N°3) / 31613101701
FM4	316071967-01

DESIGNATION : OPTION : MODULE 34 (CONFIGURE EN MODULE N°4) - NFPA110
OPTION : MODULE 34 (CONFIG. MODULE N°4) - NFPA110
OPCION : MODULO 34(4) - NFPA110
OPCAO : MODUL 34 (4) - NFPA110

R3000

DATE.	IND.	FOLIO
18/04/01	A	19/1

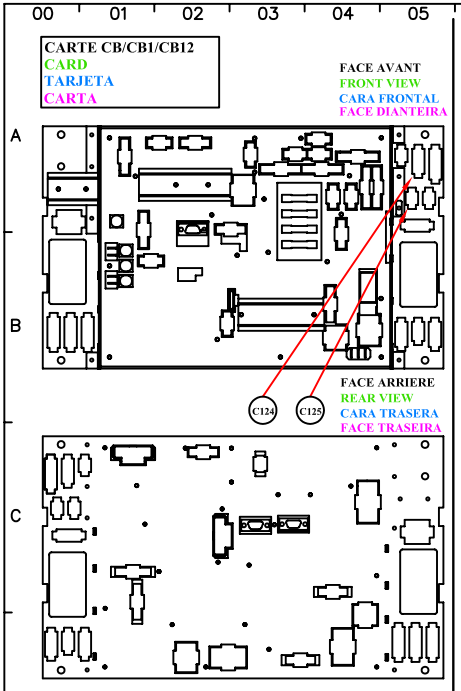

NOMENCLATURE
LEGEND
NOMENCLATURA
NOMENCLATURA

REPERE	REFERENCE
ITEM	REFERENCE
SENAL	REFERENCIA
SINAL	REFERENCIA

F124	N°124 - 316071847..
F125	N°125 - 316071848 ..
F124-ALT	N°124-ALT - SOR20080039
F125-MOT	N°125-MOT - SOR20080040
20S06	TELZB4BD2 + TELZB4BZ101 + TELZBBE101
20P09	POT. 200KOHM - 10 tours

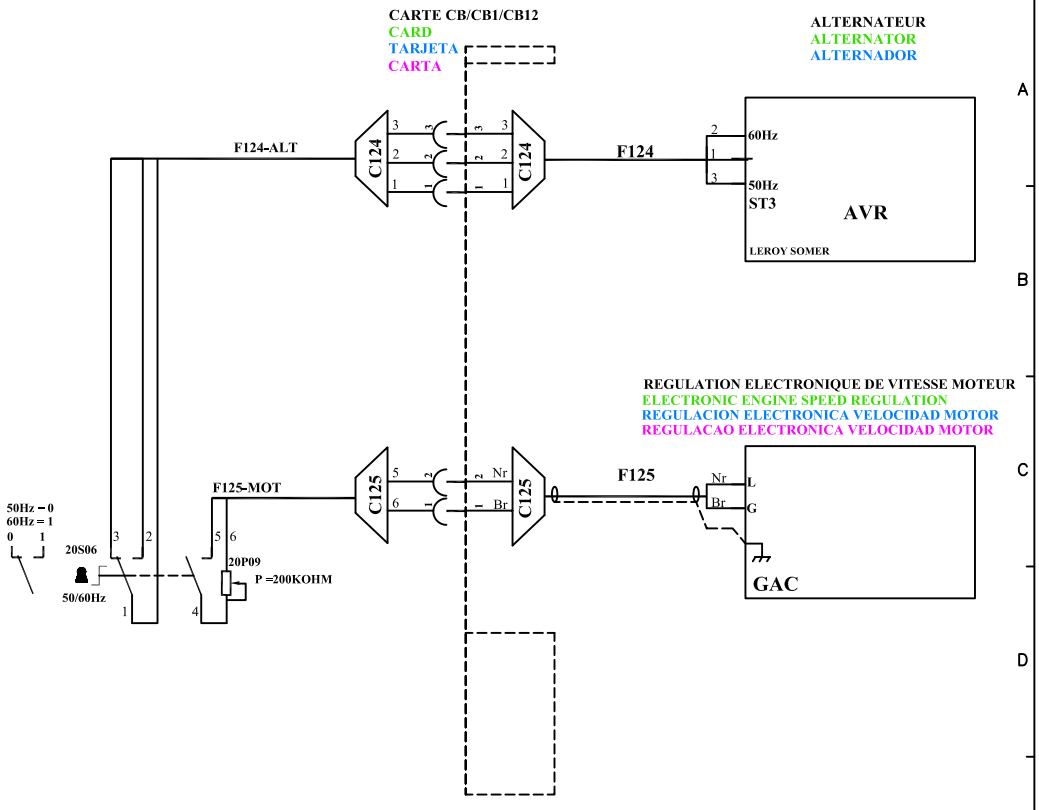

Br : Brun/Brown/Marron/Castanho
Nr : Noir/Black/Negro/Petro

DESIGNATION : **OPTION : BI-FREQUENCE 50/60Hz pour régulation GAC**
OPTION : 50/60Hz - Regulation GAC

50/60Hz REGULACION ELECTRONICA GAC
50/60Hz REGULACAO ELECTRONICA GAC

R3000

DATE.	IND.	FOLIO
30/03/00	C	20-1

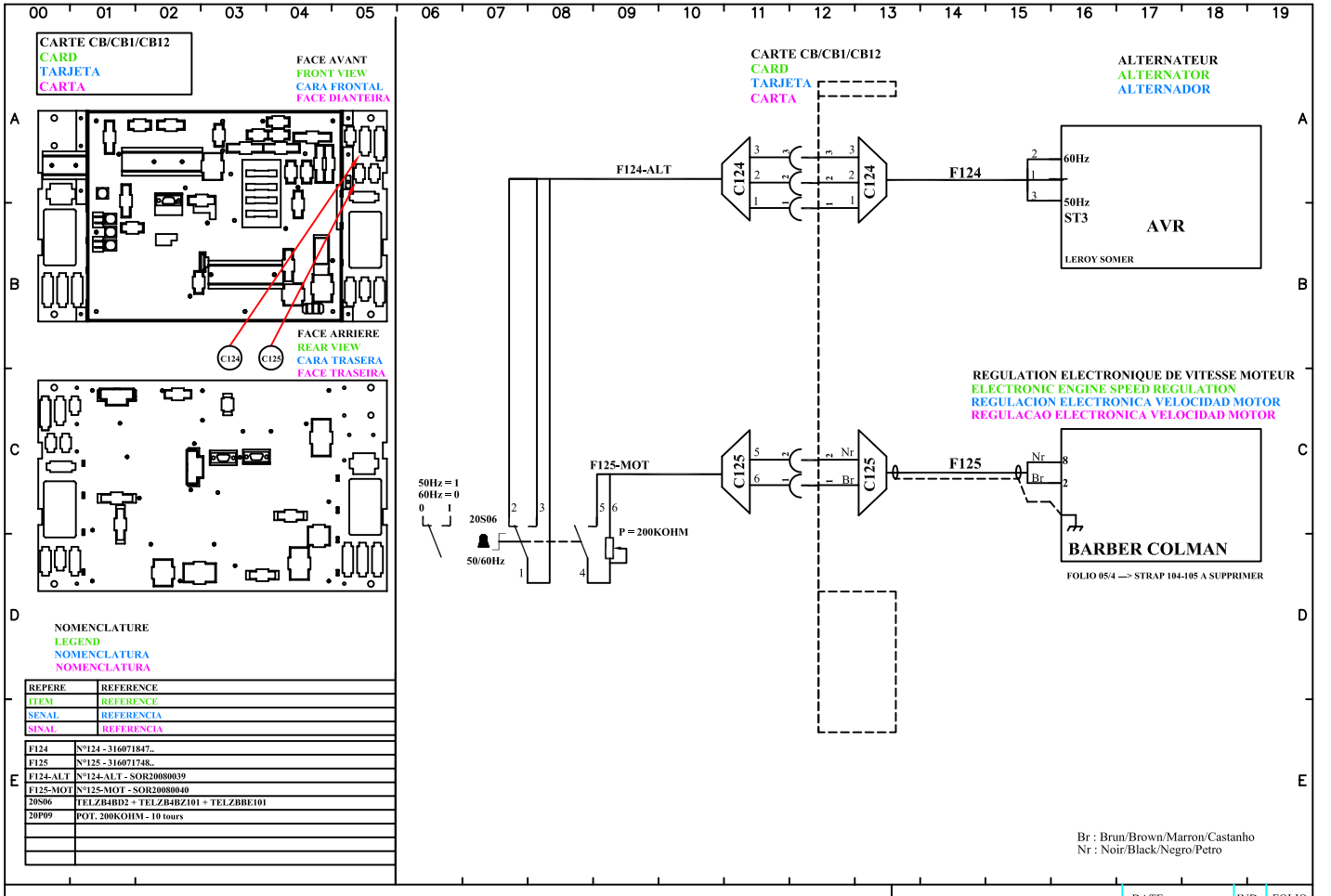

REPERE	REFERENCE
ITEM	REFERENCE
SENAL	REFERENCIA
SINAL	REFERENCIA

F124	N°124 - 316071847..
F125	N°125 - 316071748..
F124-ALT	N°124-ALT - SOR20080039
F125-MOT	N°125-MOT - SOR20080040
20S06	TELZB4BD2 + TELZB4BZ101 + TELZBBE101
20P09	POT. 200KOHM - 10 tours

DESIGNATION : OPTION : BI-FREQUENCE 50/60Hz pour régulation BARBER COLMAN
OPTION : 50/60Hz - Regulation BARBER COLMAN
50/60Hz REGULACION ELECTRONICA BARBER COLMAN
50/60Hz REGULACAO ELECTRONICA BARBER COLMAN

R3000

DATE.	IND.	FOLIO
30/03/00	C	20-2

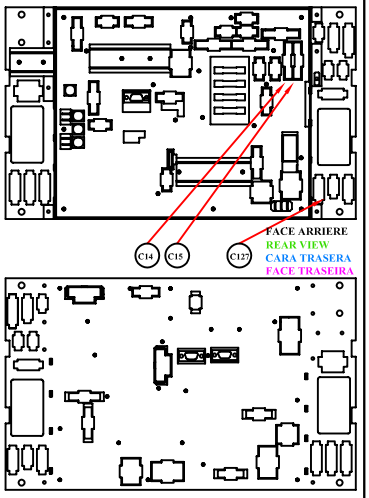

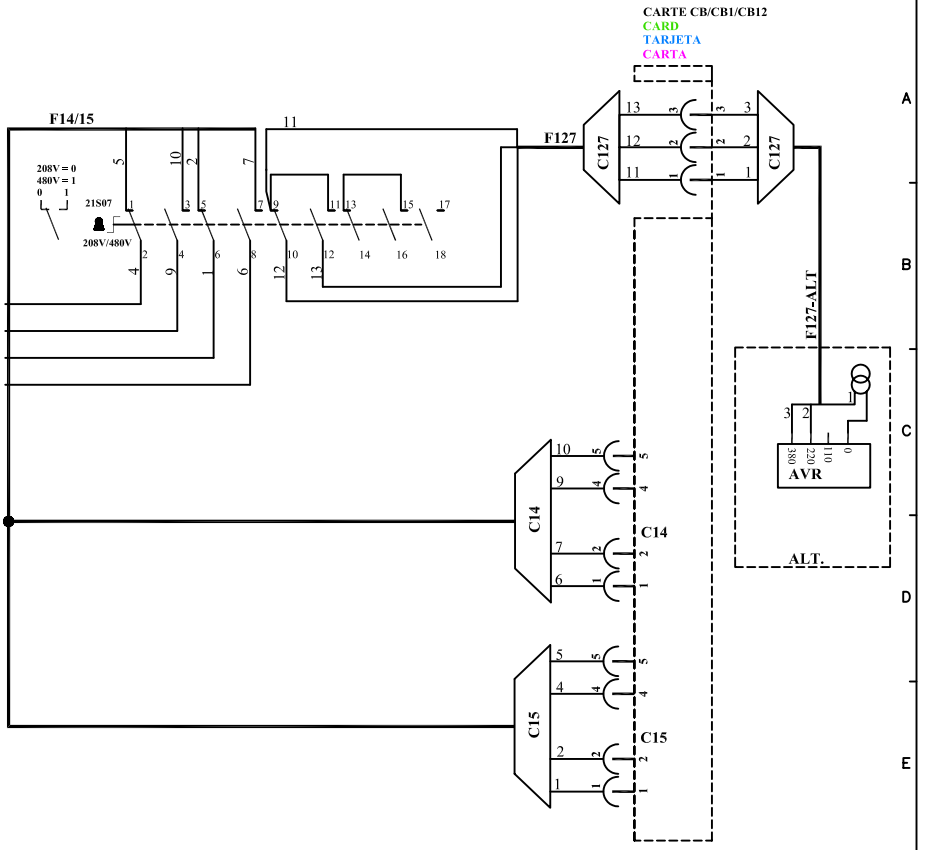

NOMENCLATURE
LEGEND
NOMENCLATURA
NOMENCLATURA

REPERE	REFERENCE
ITEM	REFERENCE
SENAL	REFERENCIA
SINAL	REFERENCIA
F14/15	N°14/15 - SOR20080038
F127	N°127 - SOR20080055
F127-ALT	N°127-ALT - 316074890..
21S07	WAM755/8ZM/X85x2/Z32/ZM/SF

DESIGNATION : **OPTION : BI-TENSION (400V - 230V)**
OPTION : DUAL VOLTAGE 400/230V

OPCION : 400V - 230V
OPCAO : 400V - 230V

R3000

DATE.	IND.	FOLIO
17/10/00	B	21-01

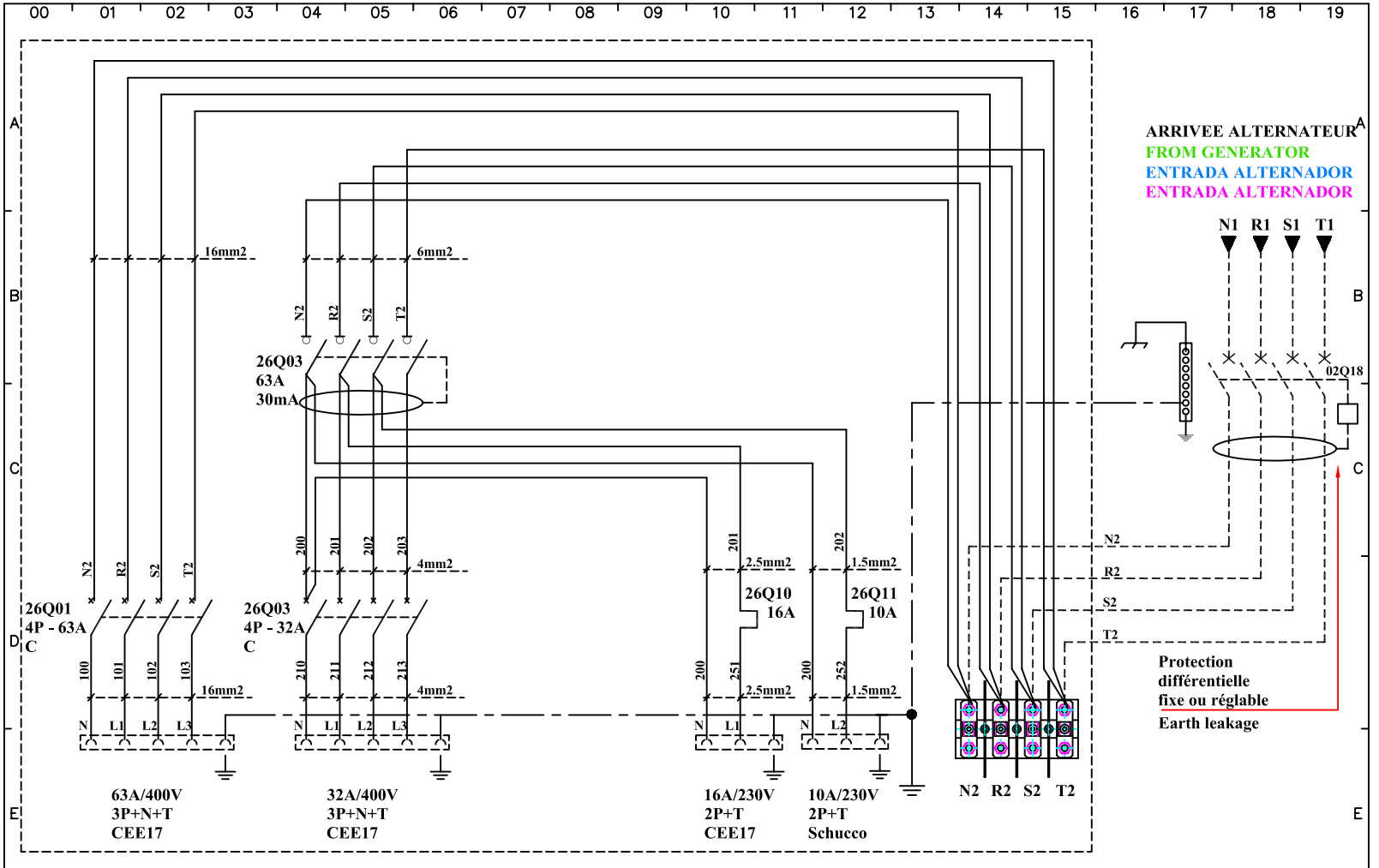

DESIGNATION :				DATE.	IND.	FOLIO
EUROPEAN CONFIGURATION except FRANCE SOCKETS CONFIGURATION	G44 -- >G160	R3000	TYPE 2	26/01/01	A	26/02

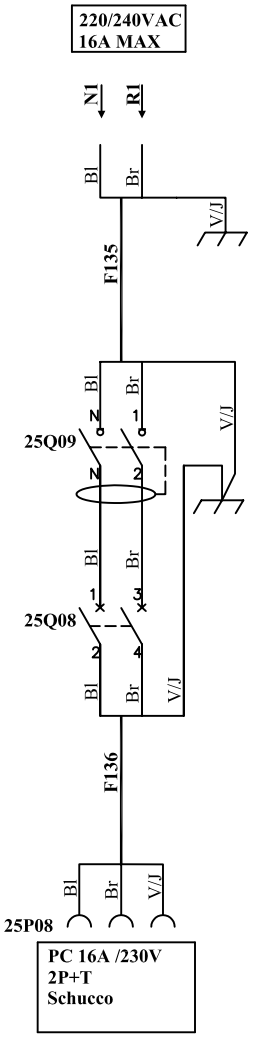

Bl : Bleu/Blue/Azul
Br : Brun/Brown/Marron/Castanho
V/J : Vert-jaune/Green-yellow/Verde-amarillo/Verde-amarelo

NOMENCLATURE
LEGEND
NOMENCLATURA
NOMENCLATURA

REPERE	REFERENCE
ITEM	REFERENCE
SENAL	REFERENCIA
SINAL	REFERENCIA

F135	N°135 - SOR20080061
F136	N°136 - SOR20080062
25P08	PRISE/SOCKET schucco - Bals 7129
25Q08	EU - MG24451 - C60N Courbe c - 36613012001
25Q09 +	EU - MG12230 - INTER-DIF 30mA - 31613064101

DESIGNATION : **OPTION : PRISE Schucco 2P+T - 16A/230V**
OPTION : SOCKET Schucco 2P+T- 16A/230V

G220 ---> G550

R3000

TYPE 3

DATE.	IND.	FOLIO
26/01/01	A	26/03

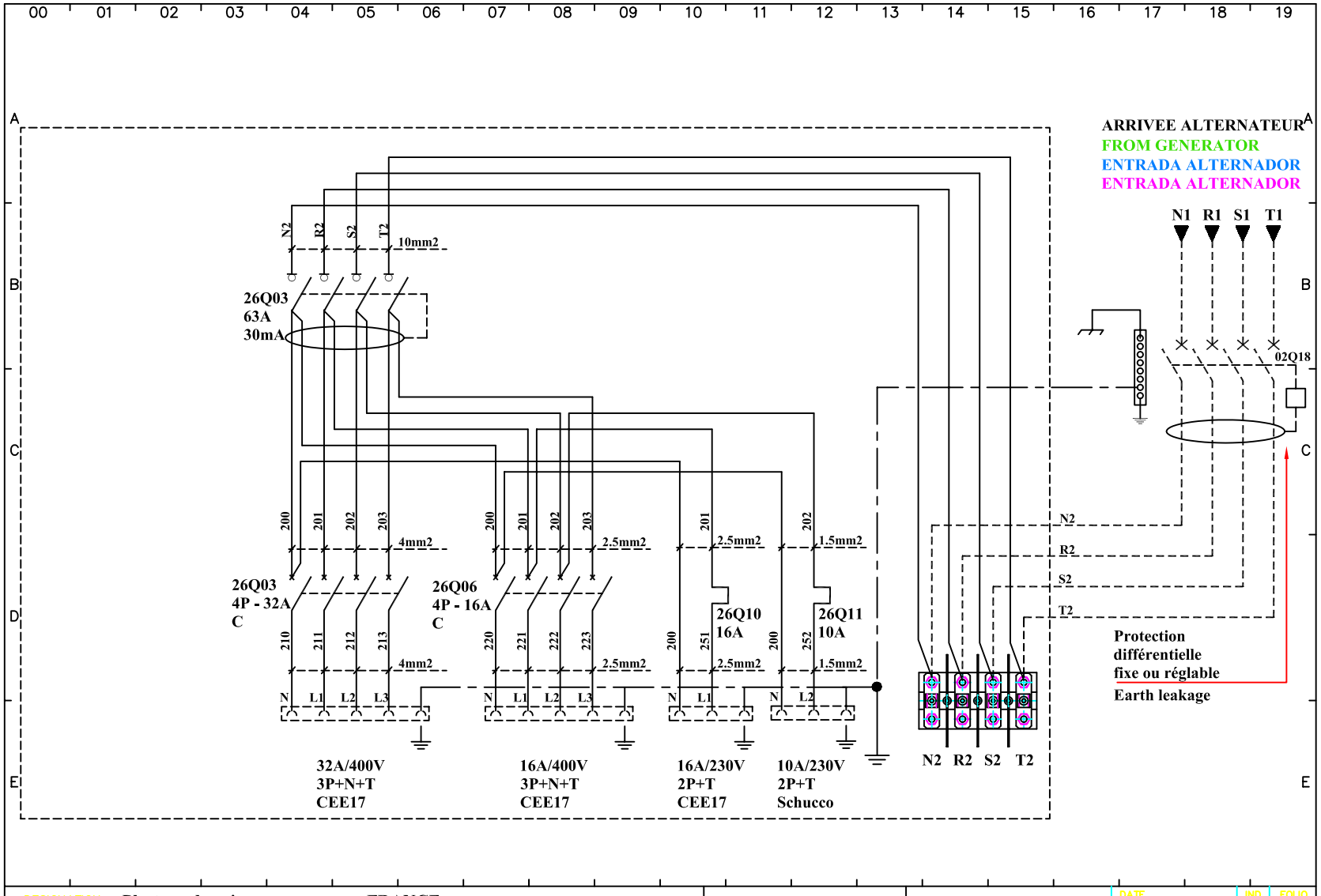

DESIGNATION : Plastron de prises pour groupes FRANCE	G16 --> G160	TYPE 4	DATE: 09/05/01	IND. A	FOLIO 26/04

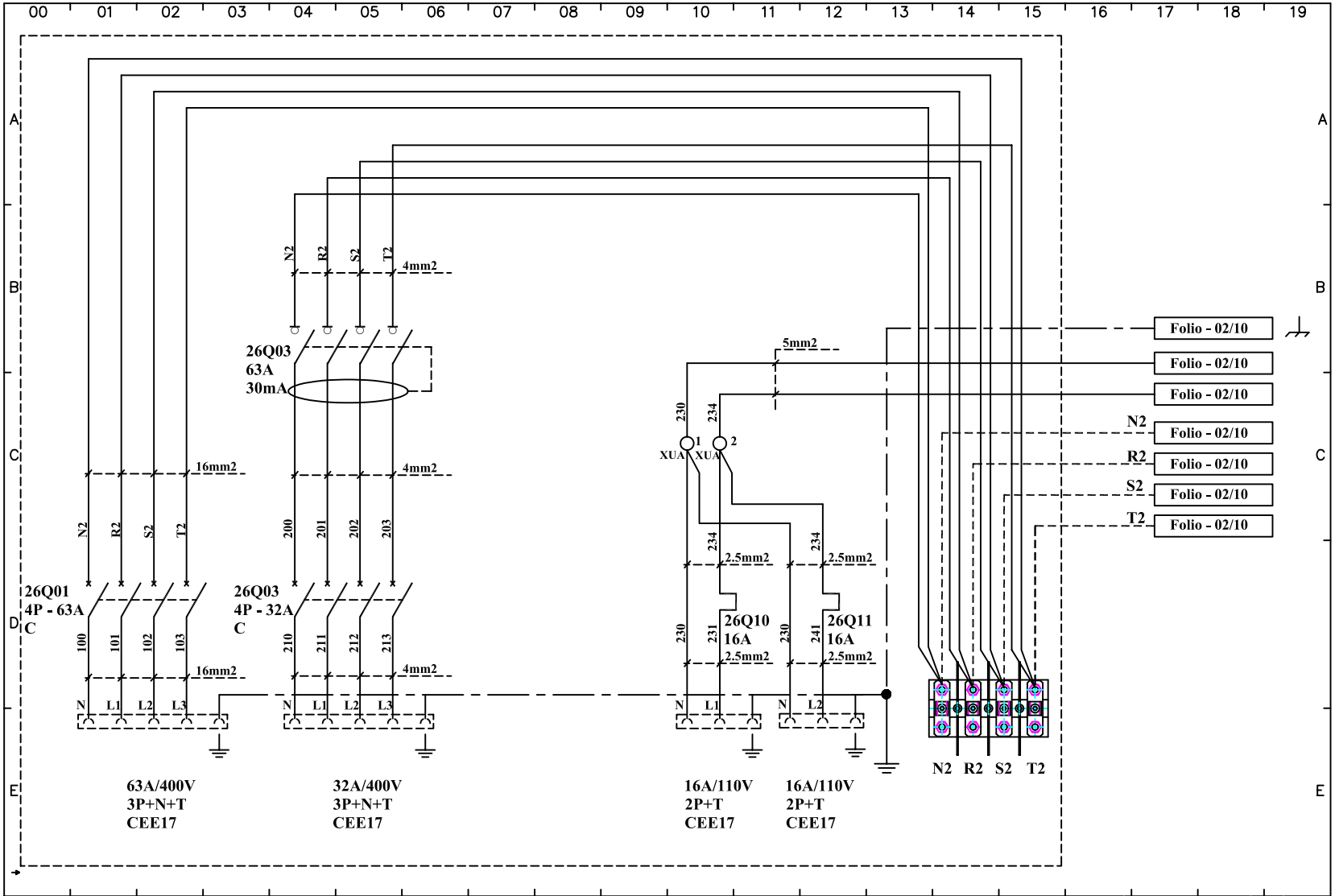

DESIGNATION : UK SOCKETS CONFIGURATION=> G44 AND <=G160	R3000	TYPE 6	DATE. 26/01/01	IND. A	FOLIO 26/06

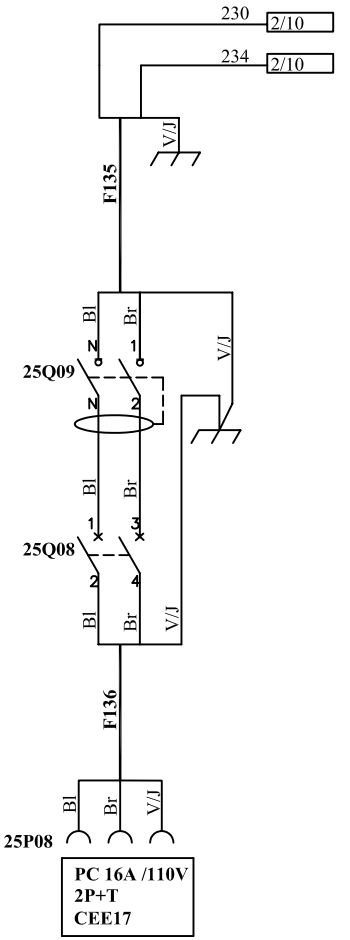

Bl : Bleu/Blue/Azul
Br : Brun/Brown/Marron/Castanho
V/J : Vert-jaune/Green-yellow/Verde-amarillo/Verde-amarelo

NOMENCLATURE
LEGEND
NOMENCLATURA
NOMENCLATURA

REPERE	REFERENCE
ITEM	REFERENCE
SENAL	REFERENCIA
SINAL	REFERENCIA

F135	N°135 - SOR20080061
F136	N°136 - SOR20080062
25P08	Prise CEE17 -2P+T - 16A - WALTHER 419304
25Q08	EU - MG24451 - C60N Courbe c - 36613012001
25Q09	EU - MG12230 - INTER-DIF 30mA - 31613064101

DESIGNATION : **OPTION : SOCKET CEE17 2P+T- 16A/110V**
UK SOCKETS CONFIGURATION G220 —>G550

R3000 | **TYPE 7** | DATE. **26/01/01** | IND. **A** | FOLIO **26/7**

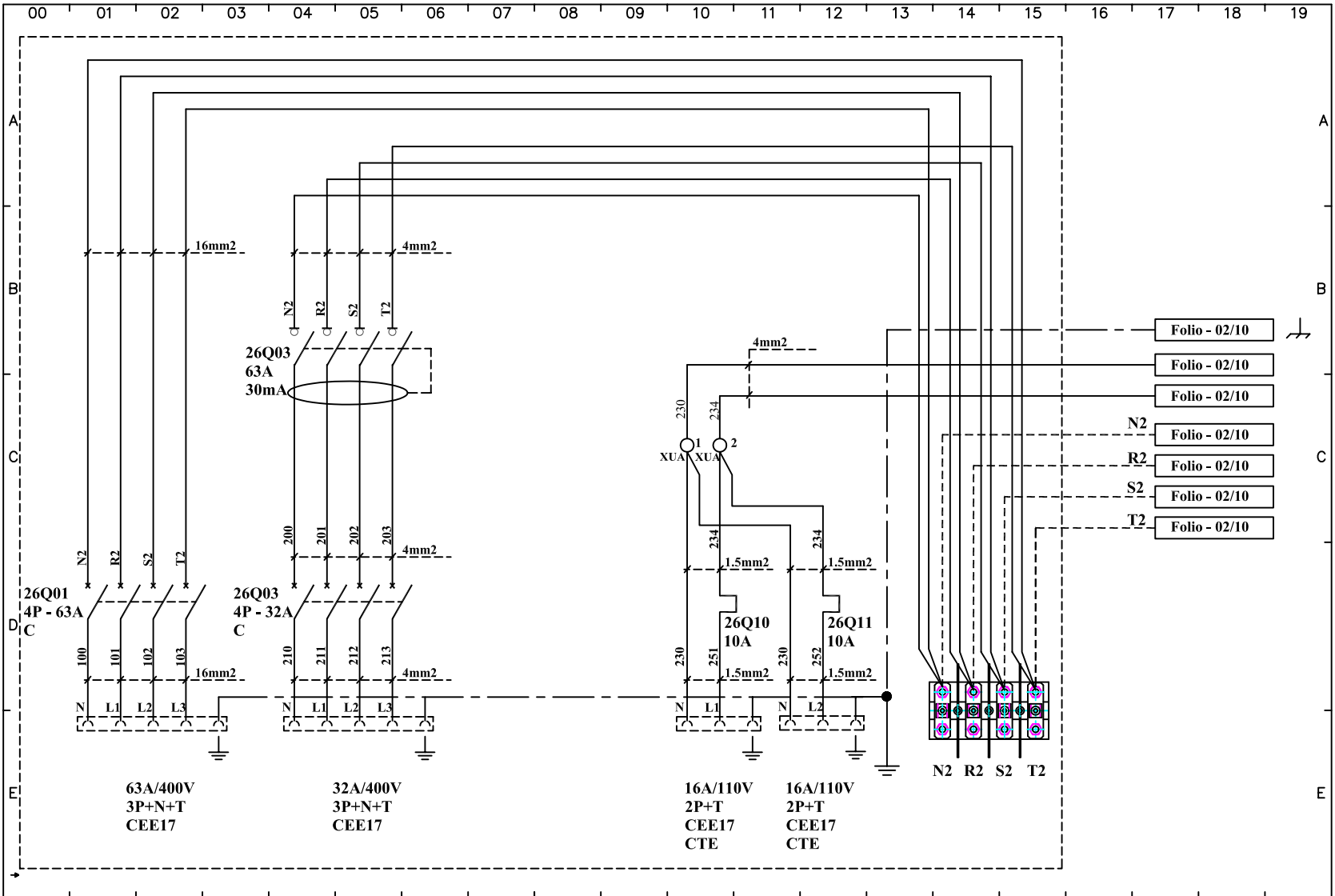

DESIGNATION :	R3000	TYPE 9	DATE.	IND.	FOLIO
UK SOCKETS CONFIGURATION CTE G44—>G160			26/01/01	A	26/09

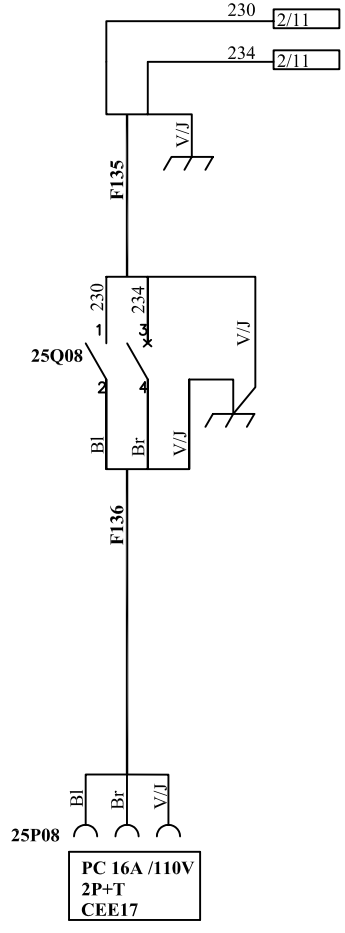

Bl : Bleu/Blue/Azul
Br : Brun/Brown/Marron/Castanho
V/J : Vert-jaune/Green-yellow/Verde-amarillo/Verde-amarelo

NOMENCLATURE
LEGEND
NOMENCLATURA
NOMENCLATURA

REPERE	REFERENCE
ITEM	REFERENCE
SENAL	REFERENCIA
SINAL	REFERENCIA

F135	N°135 - SOR20080061
F136	N°136 - SOR20080062
25P08	Prise CEE17 -2P+T - 16A - WALTHER 419304
25Q08	EU - MG24449 - C60N Courbe C - 31613037501

DESIGNATION : **OPTION : UK SOCKETS CONFIGURATION**
CEE17 2P+T- 16A/110V CTE G220--->G550

R3000

TYPE 10

DATE. **26/01/01**

IND. **A**

FOLIO **26/10**

CARTE CB12
CARD
TARJETA
CARTA

FACE AVANT
FRONT VIEW
CARA FRONTAL
FACE DIANTEIRA

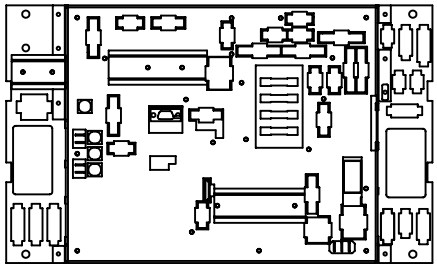

FACE ARRIERE
REAR VIEW
CARA TRASERA
FACE TRASEIRA

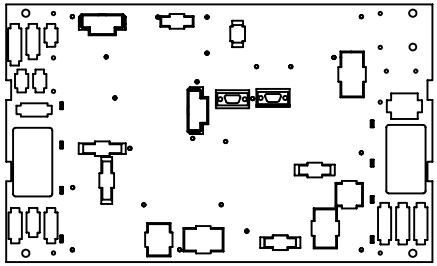

NOMENCLATURE
LEGEND
NOMENCLATURA
NOMENCLATURA

REPERE	REFERENCE
ITEM	REFERENCE
SENAL	REFERENCIA
SINAL	REFERENCIA

W	FAISCEAU-TELYS-W
27E09	MODULE 345/ 31613101701
27KA121	
27KA122	
27KA13	Relais temporisé YRAP012 5S
27KA14	

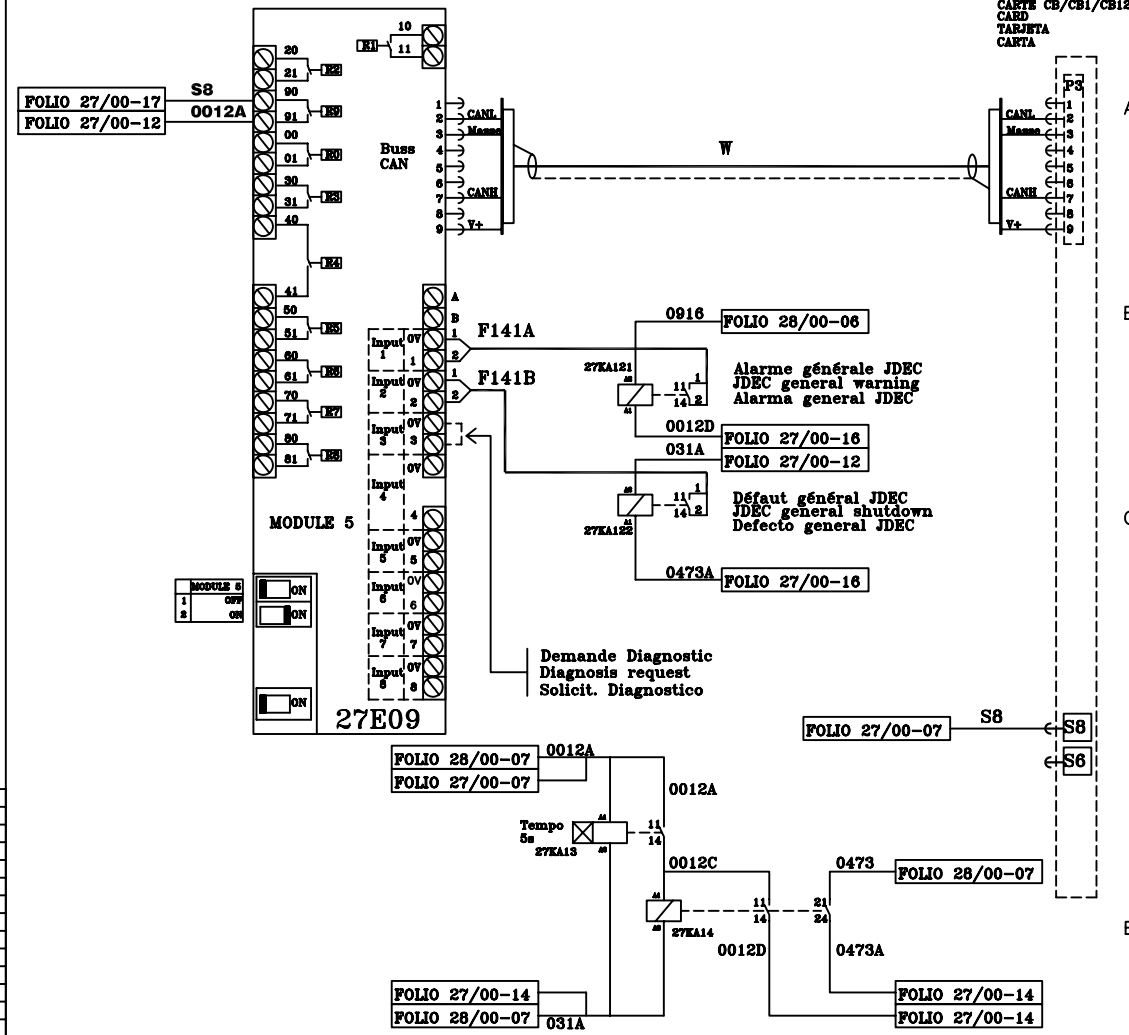

DESIGNATION : OPTION: MODULE 5 INJECTION HPCR
OPTION: MODULE 5 INJECTION HPCR

OPCION: MODULO 5 INYECCION HPCR

DATE.	IND.	SHEET
19/09/03	E	27/00

CARTE CB12
CARD
TARJETA
CARTA

FACE AVANT
FRONT VIEW
CARA FRONTAL
FACE DIANTEIRA

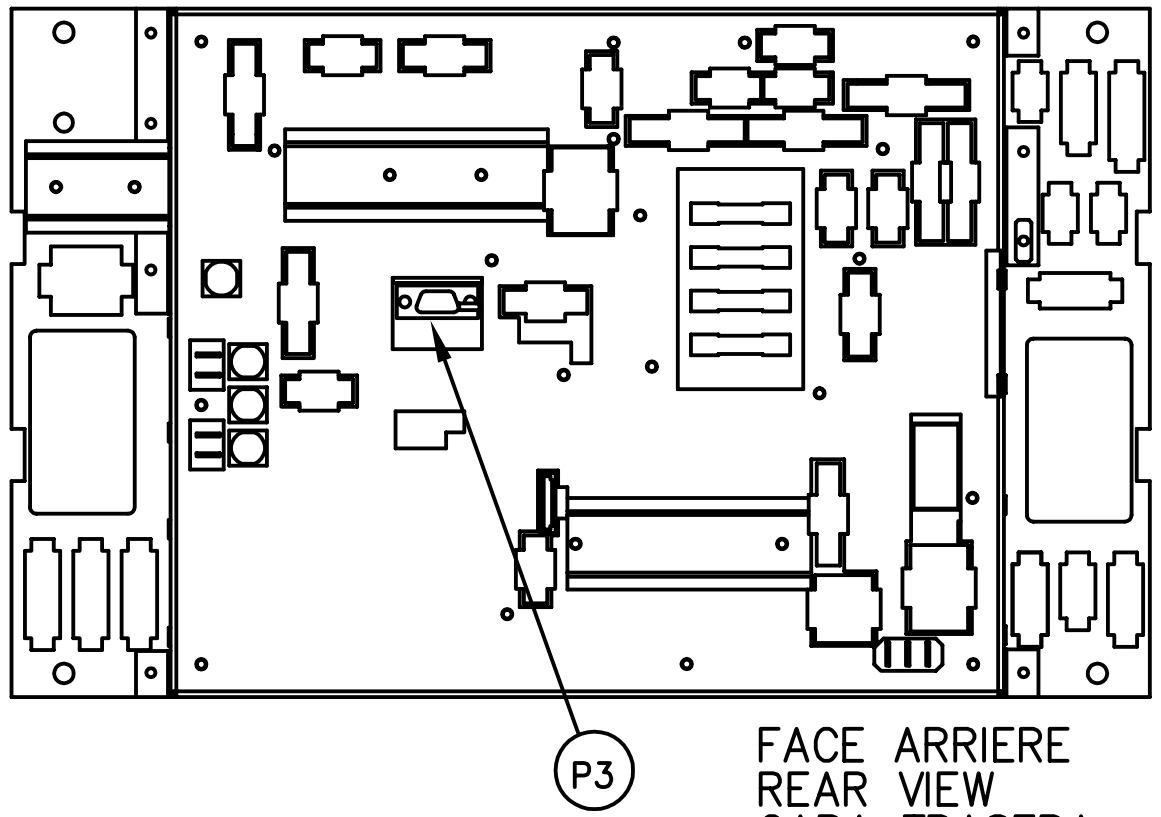

FACE ARRIERE
REAR VIEW
CARA TRASERA
FACE TRASEIRA

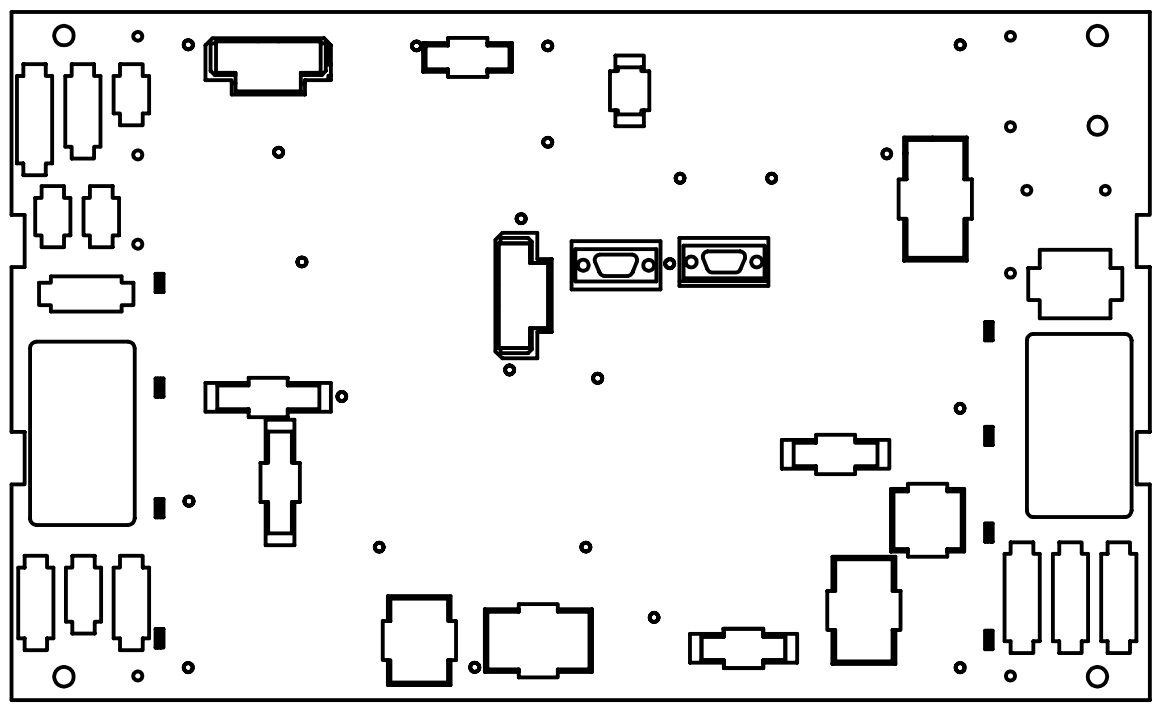

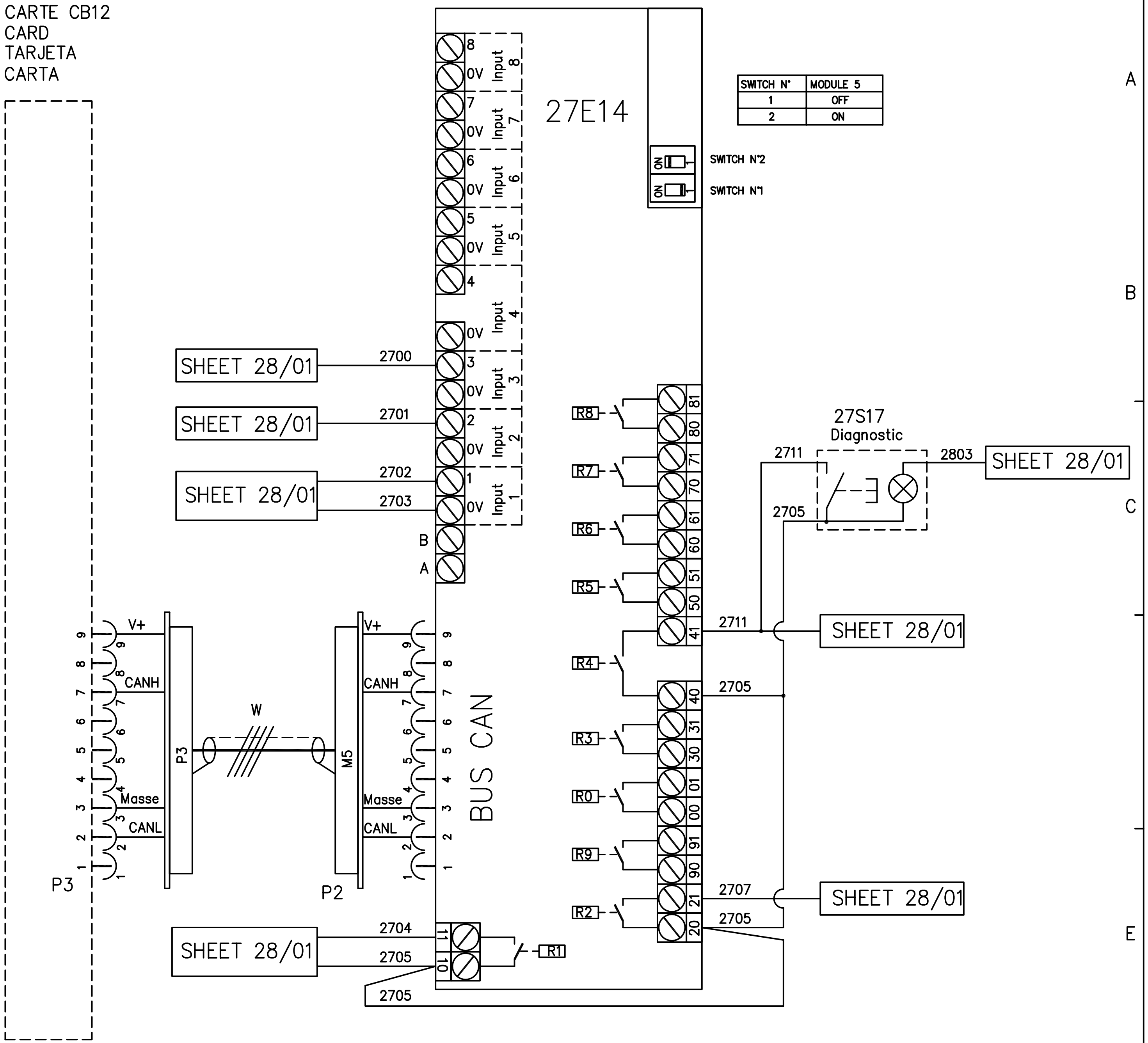

NOMENCLATURE
LEGEND
NOMENCLATURA
NOMENCLATURA

REPERE	REFERENCE
ITEM	REFERENCE
SENAL	REFERENCIA
SINAL	REFERENCIA

W	FAISCEAU-TELYS-W
27E14	MODULE 345 / 31613101701
27S17	ZB4BWOB514+ZB4BW353

DESIGNATION : MODULE 345 (CONFIGURE 5) TAD1241GE-1242GE
MODULE 345 (CONFIG. 5) TAD1241GE-1242GE
MODULO 345 (5) TAD1241GE-1242GE
MODUL 345 (5) TAD1241GE-1242GE

DATE.	IND.	SHEET
15/11/04	B	27/01

CARTE CB12
CARD
TARJETA
CARTA

FACE AVANT
FRONT VIEW
CARA FRONTAL
FACE DIANTEIRA

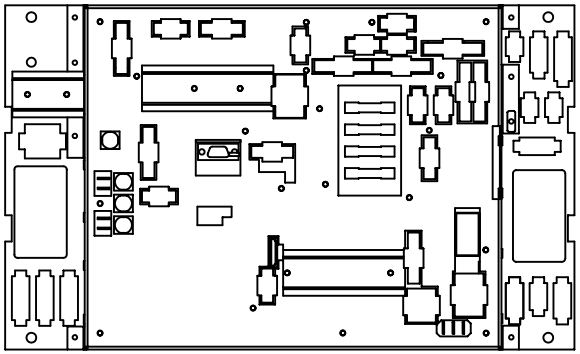

FACE ARRIERE
REAR VIEW
CARA TRASERA
FACE TRASEIRA

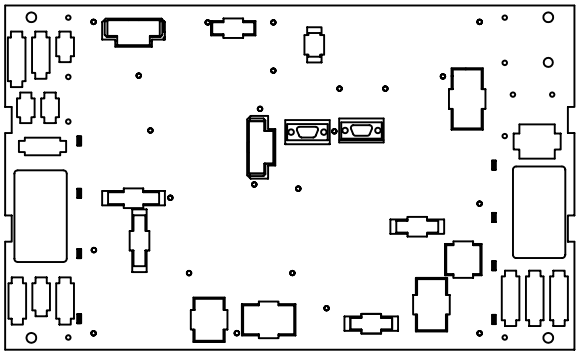

NOMENCLATURE
LEGEND
NOMENCLATURA
NOMENCLATURA

REPERE	REFERENCE
ITEM	REFERENCE
SENAL	REFERENCIA
SINAL	REFERENCIA

W	FAISCEAU-TELYS-W
27E09	MODULE 345/ 31613101701
27KA121	
27KA122	
27KA13	Relais temporisé YRAP012 5S
27KA14	

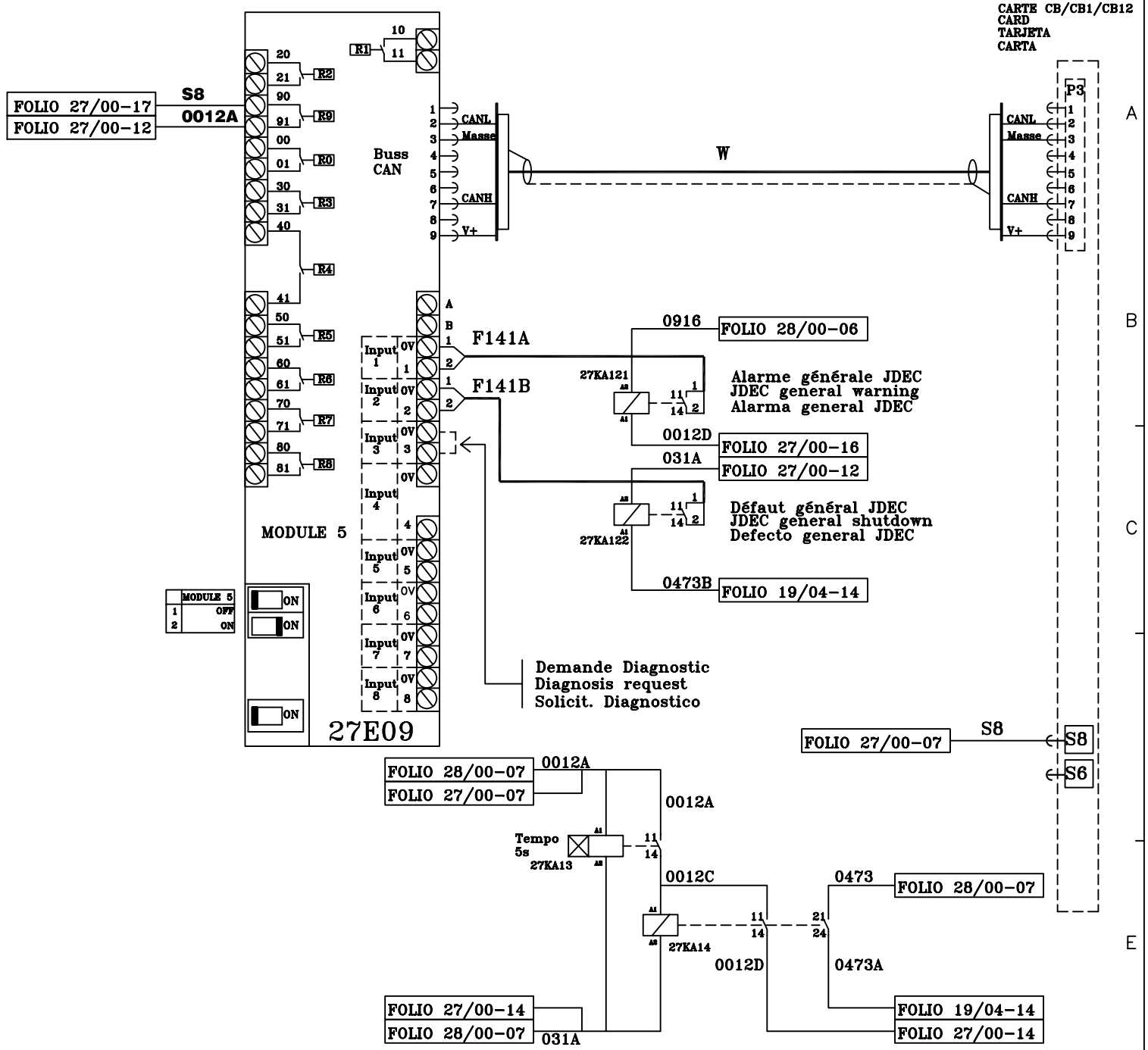

DESIGNATION : OPTION: MODULE 5 INJECTION HPCR
OPTION: MODULE 5 INJECTION HPCR

OPCION: MODULO 5 INYECCION HPCR

DATE.	IND.	SHEET
08/07/04	A	27/05

CARTE CB12
CARD
TARJETA
CARTA

FACE AVANT
FRONT VIEW
CARA FRONTAL
FACE DIANTEIRA

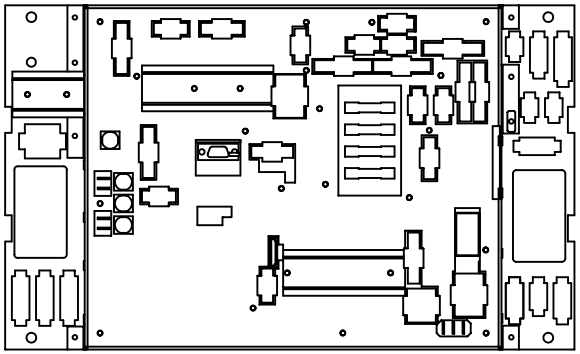

FACE ARRIERE
REAR VIEW
CARA TRASERA
FACE TRASEIRA

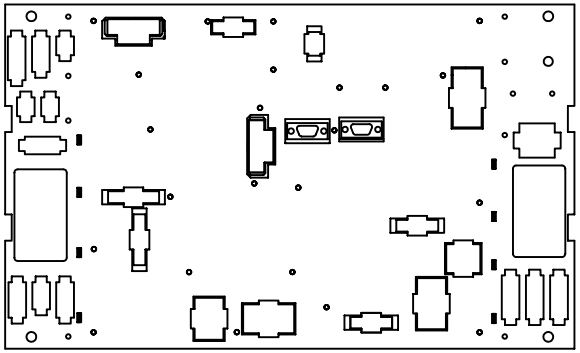

NOMENCLATURE
LEGEND
NOMENCLATURA
NOMENCLATURA

REPERE	REFERENCE
ITEM	REFERENCE
SENAL	REFERENCIA
SINAL	REFERENCIA
28E16	JDEC
F138-util	Faisceau-C138-option mot
F138-MOT	31607498101-B
28E11	Diagnostic CAN J1939/31613390501

CARTE CB/CB1/CB12
CARD
TARJETA
CARTA

C138-util

12	0012A
11	0012B
10	031A
9	031B
8	
7	
6	
5	0473
4	0916
3	0020
2	0905
1	0904

C138-CB

012	12
012	11
31	10
31	9
414	8
915	7
911	6
473	5
916	4
020	3
905	2
904	1

F138-util

F138-MOT

0916 — FOLIO 27/00-14
0012A — FOLIO 27/00-12
0473 — FOLIO 27/00-16
031A — FOLIO 27/00-12

0904 0905 0020 031B 0012B

B-0905 F-0020
D-031B G-0904
E-0012A

D C B A
E F G H

28E09

28E11

0Volt 12Volts CAN-BL CAN-H CAN-L

0Volt-noir/black/negro
12Volts-rouge/red/rojo
CAN-BL-gris/gray/gris
CAN-H-jaune/yello/amarillo
CAN-L-vert/green/verde

C138-MOT

1	904
2	905
3	020
4	
5	
6	
7	916
8	473
9	911
10	915
11	414
12	31
13	31
14	012
15	012

28E16 ECU

CAN H
CAN L
CAN SHIELD

DESIGNATION : OPTION: MOTEUR JD INJECTION HPCR
OPTION: JD INJECTION HPCR

OPCION: MOTOR JD INYECCION HPCR

DATE.	IND.	SHEET
22/09/03	D	28/00

CARTE CB12
CARD
TARJETA
CARTA

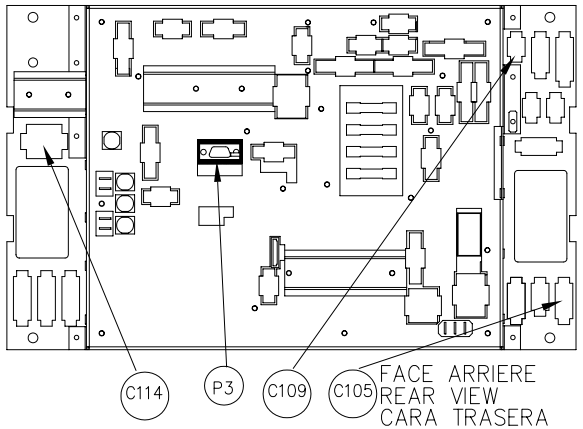

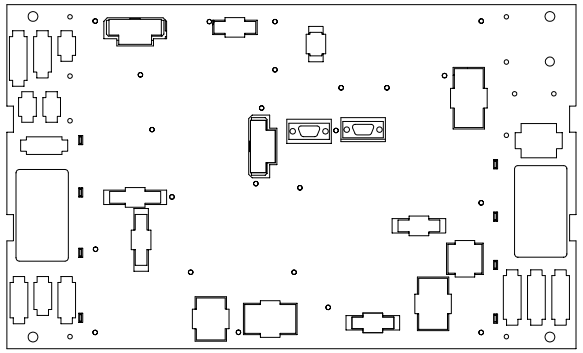

NOMENCLATURE
LEGEND
NOMENCLATURA
NOMENCLATURA

REPERE	REFERENCE
ITEM	REFERENCE
SENAL	REFERENCIA
SINAL	REFERENCIA

28S06	TELZB4BG4 + TELZB4BZ101
28K13	
28K14	
28K15	
28K17	Cartier 20401003 + 10485008

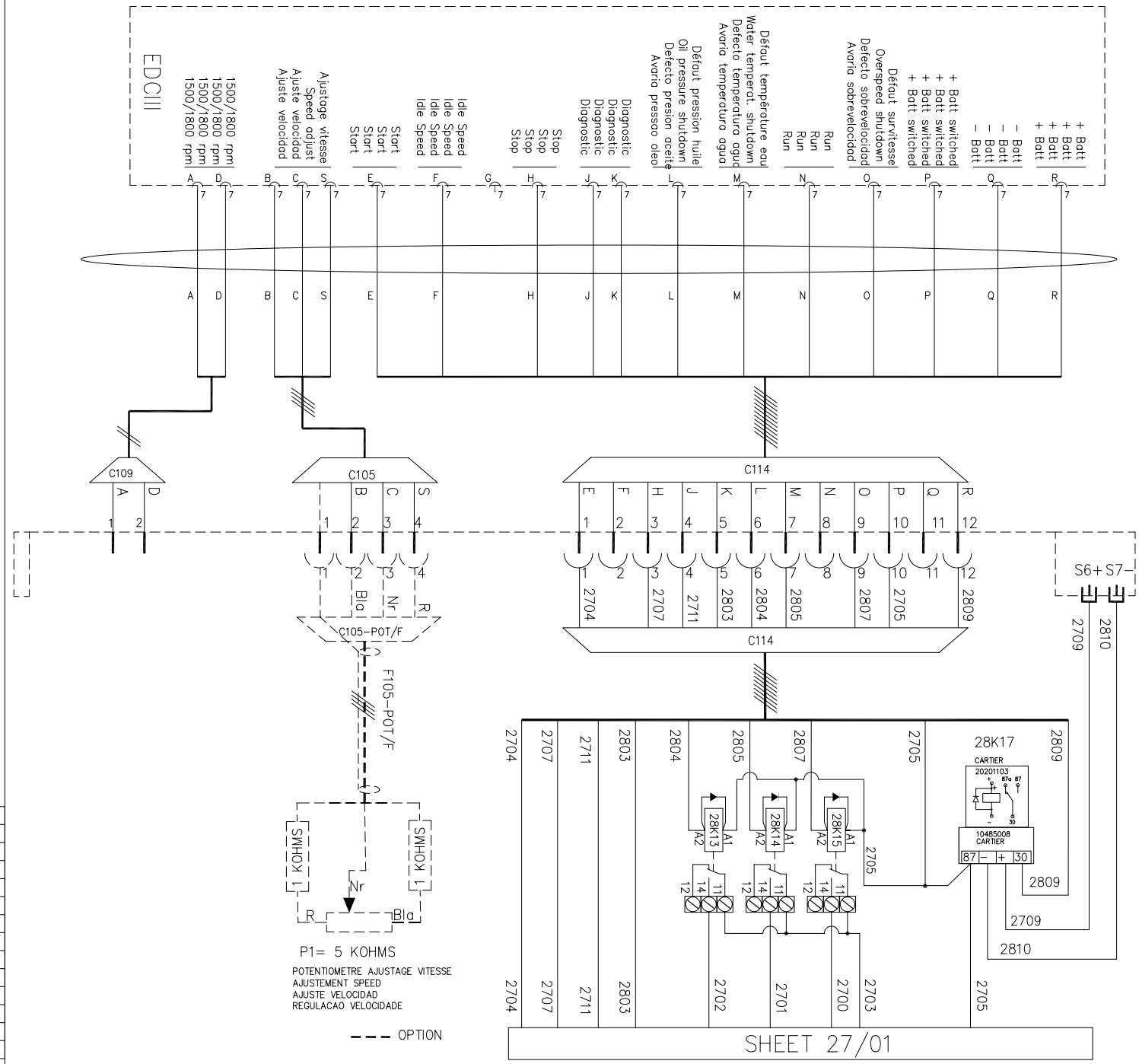

DESIGNATION : VOLVO D12 VOLVO D12	VOLVO D12 VOLVO D12		DATE. 09/02/05	IND. F	SHEET 28/01

CARTE CB12
CARD
TARJETA
CARTA

FACE AVANT
FRONT VIEW
CARA FRONTAL
FACE DIANTEIRA

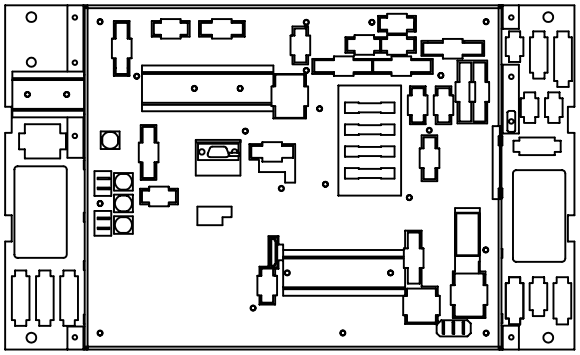

FACE ARRIERE
REAR VIEW
CARA TRASERA
FACE TRASEIRA

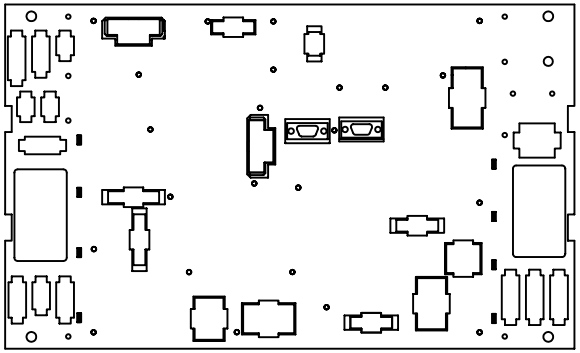

NOMENCLATURE
LEGEND
NOMENCLATURA
NOMENCLATURA

REPERE	REFERENCE
ITEM	REFERENCE
SENAL	REFERENCIA
SINAL	REFERENCIA

28E16	**JDEC**
F138-util	**Faisceau-C138-option mot**
F138-MOT	**31607498101-B**
28E11	**Diagnostic CAN J1939/31613390501**
F138-I	**faisceau option inhibition des sécurités**

CARTE CB/CB1/CB12
CARD
TARJETA
CARTA

FOLIO 19/04 030
FOLIO 19/04 917

F138-I

C138-I: 3 030, 2, 1 917
C138-B: 030, 954, 917

C138-util: 12 0012A, 11 0012B, 10 031A, 9 031B, 8, 7, 6, 5 0473, 4 0916, 3 0020, 2 0905, 1 0904
C138-CB: 012, 012, 31, 31, 414, 915, 911, 473, 916, 020, 905, 904

F138-util

0904 0905 0020 031B 0012B

0916 0012A 0473 031A

FOLIO 27/00-14
FOLIO 27/00-14
FOLIO 27/00-14
FOLIO 27/00-14

B-0905 F-0020
D-031B G-0904
E-0012A

D C B A
E F G H
28E09

28E11

0Volt-noir/black/negro
12Volts-rouge/red/rojo
CAN-BL-gris/gray/gris
CAN-H-jaune/yello/amarillo
CAN-L-vert/green/verde

CAN-L CAN-H CAN-BL 12Volts 0Volt

F138-MOT

C138-MOT
1 2 3 4 5 6 7 8 9 10 11 12 13 14 15
904 905 020 916 473 911 915 414 31 31 012 012

28E16 ECU

CAN H
CAN L
CAN SHIELD

DESIGNATION :	DATE.	IND.	SHEET
OPTION: MOTEUR JD INJECTION HPCR GES	17/06/04	A	28/05

S....

CARTE CB12
CARD
TARJETA
CARTA

FACE AVANT
FRONT VIEW
CARA FRONTAL
FACE DIANTEIRA

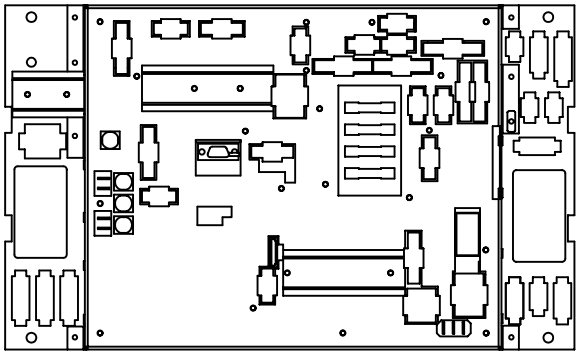

FACE ARRIERE
REAR VIEW
CARA TRASERA
FACE TRASEIRA

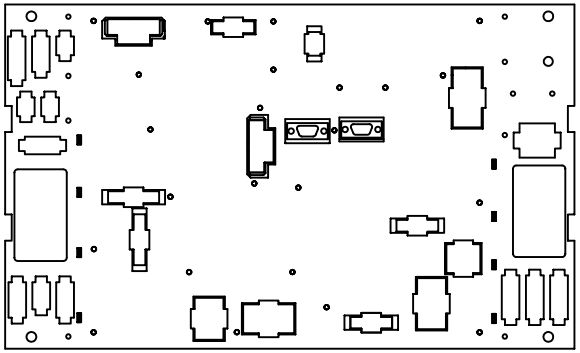

NOMENCLATURE
LEGEND
NOMENCLATURA
NOMENCLATURA

REPERE	REFERENCE
ITEM	REFERENCE
SENAL	REFERENCIA
SINAL	REFERENCIA

28E16	**JDEC**
F138-util	**Faisceau-C138-option mot**
F138-B	**Faisceau option 50/60hz**
F138-MOT	**31607498101-B**
28E11	**Diagnostic CAN J1939/31613390501**

CARTE CB/CB1/CB12 | TARJETA CB/CB1/CB12
CARD CB/CB1/CB12 | CARTA CB/CB1/CB12

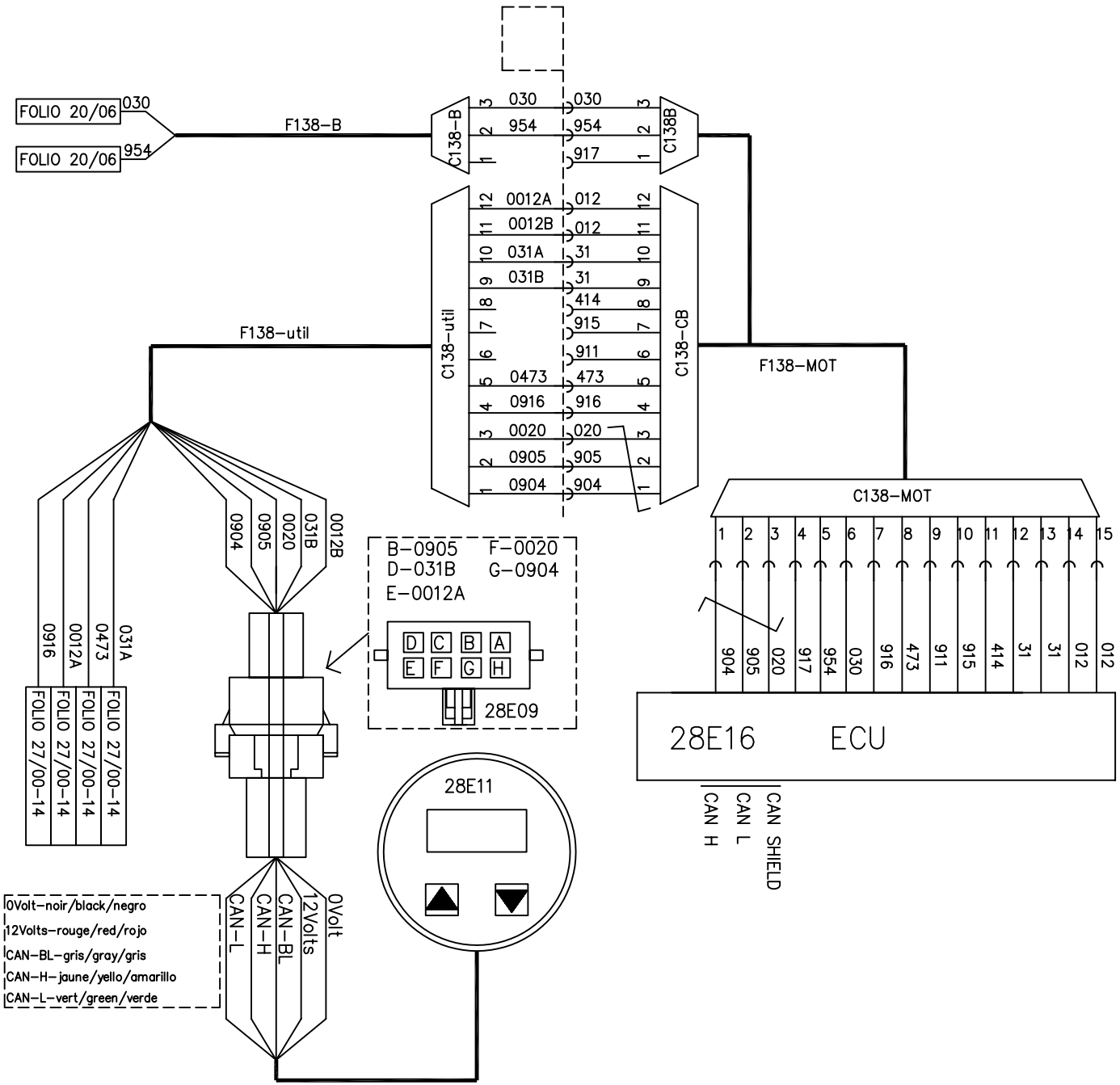

DESIGNATION : **OPTION: MOTEUR JD HPCR 50/60HZ**
OPTION: JD INJECTION HPCR 50/60HZ

OPCION: MOTOR JD INYECCION HPCR 50/60HZ

S....

DATE.	IND.	SHEET
17/06/04	A	28/06

CARTE CB12
CARD
TARJETA
CARTA

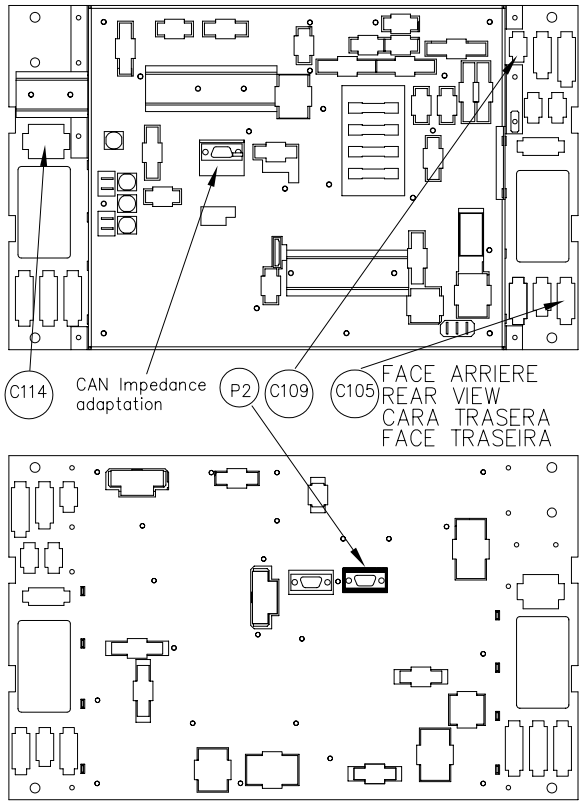

NOMENCLATURE
LEGEND
NOMENCLATURA
NOMENCLATURA

REPERE	REFERENCE
ITEM	REFERENCE
SENAL	REFERENCIA
SINAL	REFERENCIA

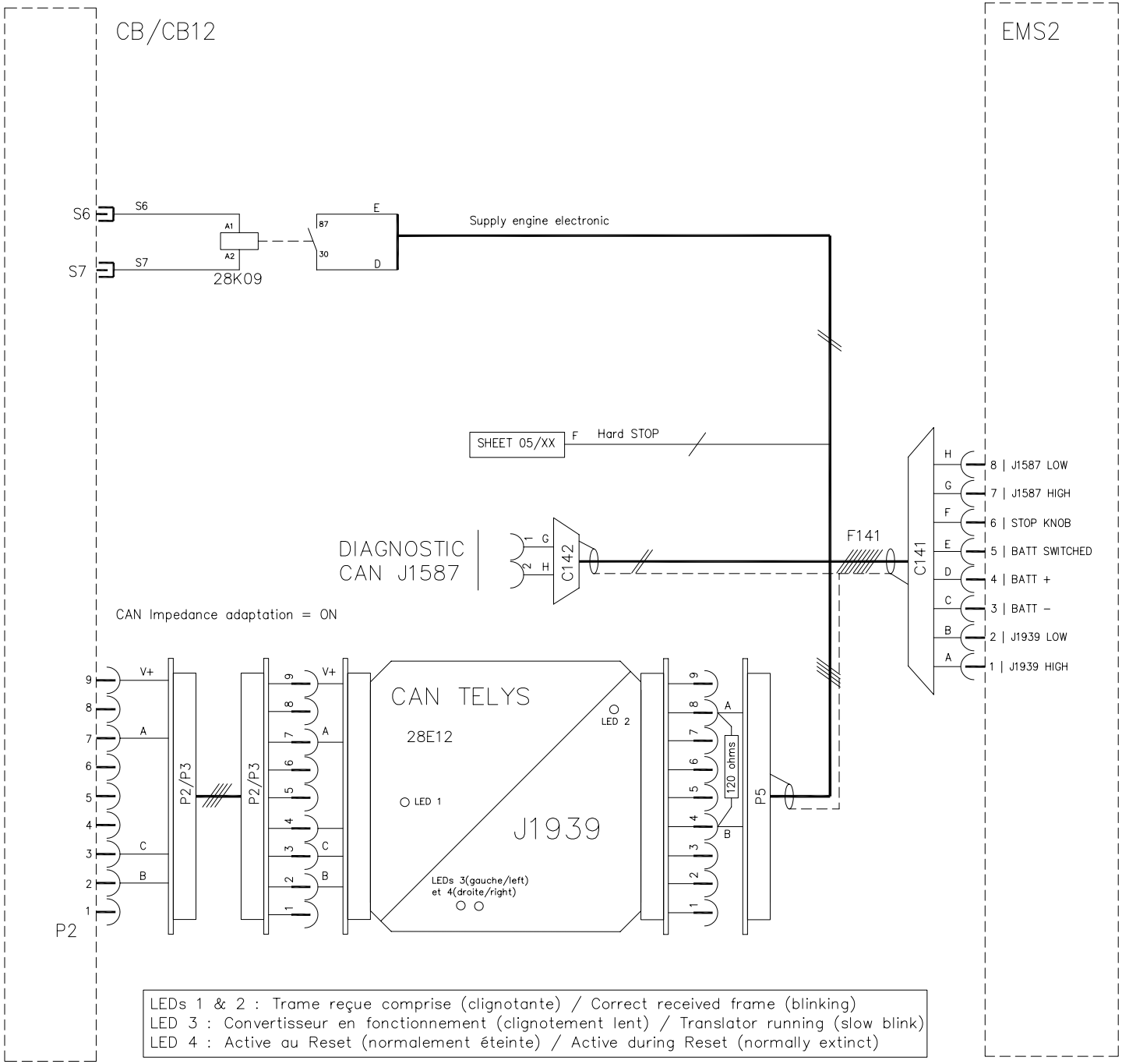

LEDs 1 & 2 : Trame reçue comprise (clignotante) / Correct received frame (blinking)
LED 3 : Convertisseur en fonctionnement (clignotement lent) / Translator running (slow blink)
LED 4 : Active au Reset (normalement éteinte) / Active during Reset (normally extinct)

CARTE CB12
CARD
TARJETA
CARTA

FACE AVANT
FRONT VIEW
CARA FRONTAL
FACE DIANTEIRA

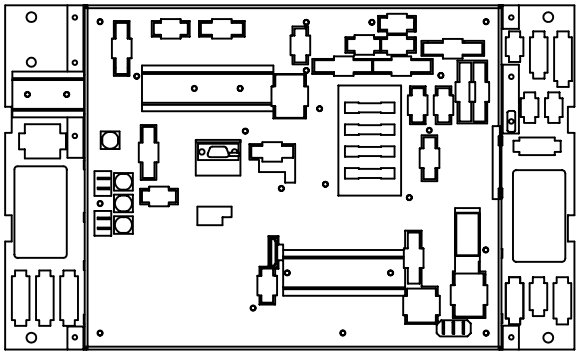

FACE ARRIERE
REAR VIEW
CARA TRASERA
FACE TRASEIRA

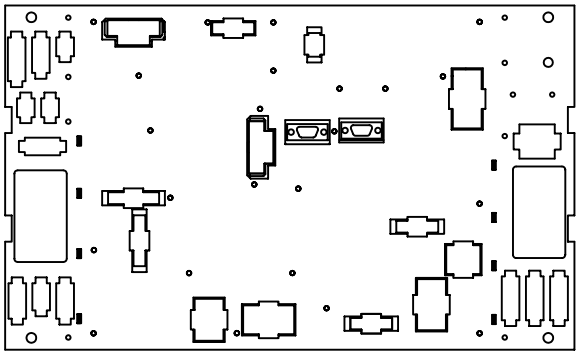

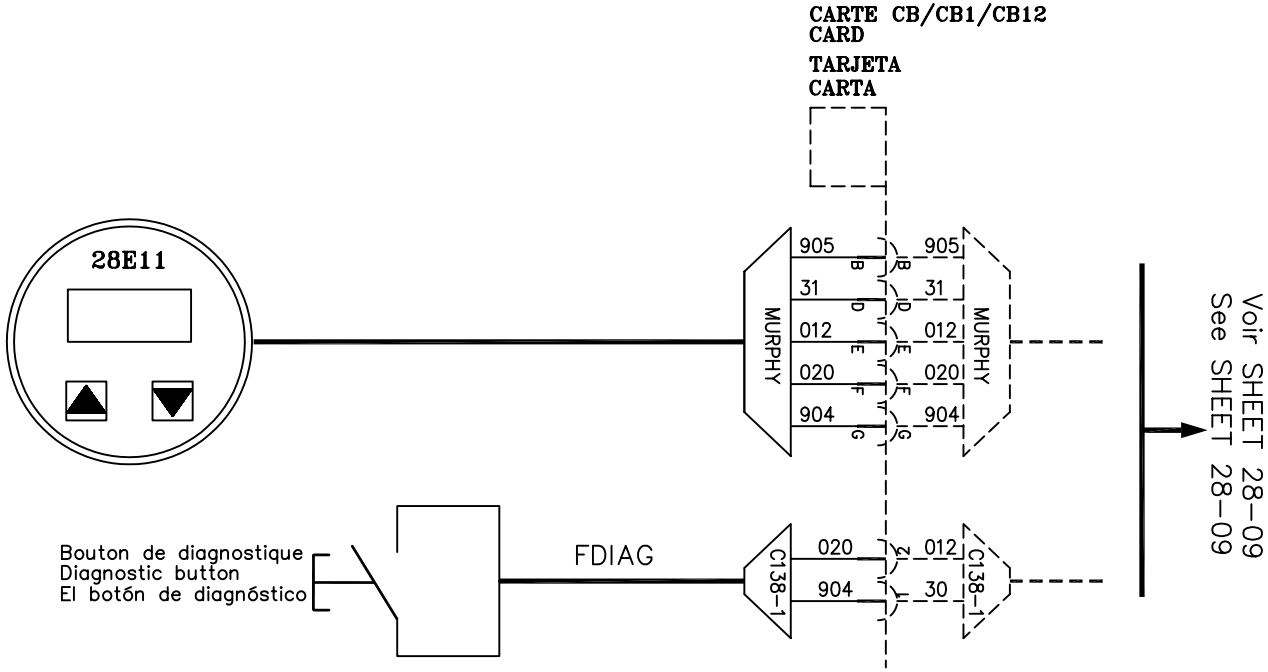

Afin de prévenir tout démarrage intempestif, le bouton de diagnostique est à utiliser moteur à l'arrêt tr/min=0.

In order to warn all inopportune starting, the diagnostic button is to use with engine to the stop position rpm=0.

Para advertir todo arranque inoportuno, el botón de diagnóstico es usar con el motor a la posición de la parada rpm=0.

NOMENCLATURE
LEGEND
NOMENCLATURA
NOMENCLATURA

REPERE	REFERENCE
ITEM	REFERENCE
SENAL	REFERENCIA
SINAL	REFERENCIA

FDIAG	FAISCEAU DIAGNOSTIQUE
28E11	Diagnostic CAN J1939/31613390501

DESIGNATION : INTERFACE POUR John DEERE AVEC JDEC INTERFACE PARA John DEERE CON JDEC
INTERFACE FOR John DEERE WITH JDEC

DATE.	IND.	SHEET
29/09/05	A	28/09