



Service Letter

SL: 40013
Date: 1 December 2009
Product: Compressors
Subject: 7/71 - 12/56 New Coupling Release (Lovejoy)

MODEL	PRODUCTION DATE
7/71 - 12/56	All John Deere Powered

Application Restrictions

All JD powered 7/71 and 12/56 compressors previously used the LORD coupling (P/N 54755087) **[Figure 1]**. This coupling has now been superseded by a new type (Lovejoy) (P/N46551641) **[Figure 2]**.

7/71 and 12/56 compressors produced after November 2008 are fitted with a Yanmar engine and LORD coupling. The Lovejoy coupling cannot be used on these units.

Figure 1





Figure 2



Parts

QTY.	P/N	DESCRIPTION
1	46551641	Coupling Assy
8	95068110	Cap Screws
1	46551744	Instruction

NOTE: These parts are put together in a Coupling Install Kit (P/N 46551640).


Procedure

NOTE: See also the Instruction (P/N 46551744) for the installation of the Lovejoy coupling.

Remove the airend.

Remove the old coupling and pins from the engine flywheel.

Figure 3




Apply Loctite to the eight screws (Item 1) [Figure 3].

Install the new coupling (Item 2) on the engine flywheel using the eight screws (Item 1) [Figure 3].

Evenly tighten the screws to 30.98 ft.-lb. (42 N•m) torque.


Figure 4



Install the key (Item 1) [Figure 4] onto the airend shaft.

Slide the coupling hub (Item 2) [Figure 4] on the airend shaft.

Figure 5



Position the coupling hub on the airend shaft as shown in [Figure 5].

Secure the coupling hub with the two set screws (Item 1) [Figure 5].

Tighten the set screws to 36.0 ft.-lb. (48,8 N•m) torque.

Re-install the airend and perform a testrun.

Reimbursement

NOTE: NO couplings will be replaced as a preventative measure unless approved by the Portable Power Product Service Manager.

1. Units failing within the warranty period are covered in accordance with the policy:
 - Standard warranty is 1 year - 2000 hours on the package.
 - Airend warranty is 2 years - 4000 hours.
 - Extended warranty is 5 years - 10000 hours (restrictions apply).

Please consult the PP warranty policy manual on Bobcat net -> Portable Power -> Service -> 08Warranty -> Policy -> EMEA warranty guide June09.

2. Units failing outside the warranty coverage period (1 year - 2000 hours):
 - If within 1 year after warranty expiration, 75% of parts cost reimbursed: labour 100%.
 - If within 2 years after warranty expiration (whatever comes first): 50% of parts cost reimbursed, no labour.
3. Recurrent parts failure:
 - If replacement coupling failed within 6 months or 1000 hours: 100% of parts cost reimbursed, labour 100%.

When entering a claim for this repair use failure code: JJ-018-0101-0000-AA. This code will allow for 6 hours of labour.